



**SASS® PRESENTS**



# **THE LAST STAND 2011**

**The SASS® State of Florida Championship**

**Orlando, Florida - January 6<sup>th</sup> - 9<sup>th</sup>, 2011**  
**"The Shooter's Shoot"**

**Organized by:**  
**The Last Stand Committee**

**Sponsored by:**  
**Jackson's Western Store & Mernickle Holsters**



**Hosted by:**  
**The Central Florida Rifle & Pistol Club**

# **SHOOTER'S HANDBOOK**

# Stage 1

Sponsored by:

## ARTISTIC BLADES

As Nate approached Ben with their lunch, he was proud to see how much land Ben had already plowed. He was a hard worker who took pride in his work. When he heard Ben's warning, "Pa ... Injuns!" Nate looked and saw Ben rushing towards him. He knew he only had moments before the Kiowa were upon them.

**Ammo: 10 pistol, 10 rifle, 4 + shotgun**

**Staging: Pistols holstered. Rifle staged on either outside table. Shotgun staged on center table**

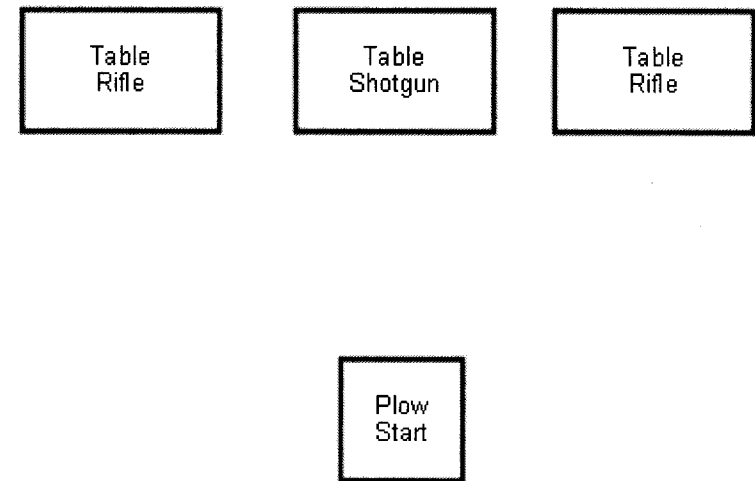
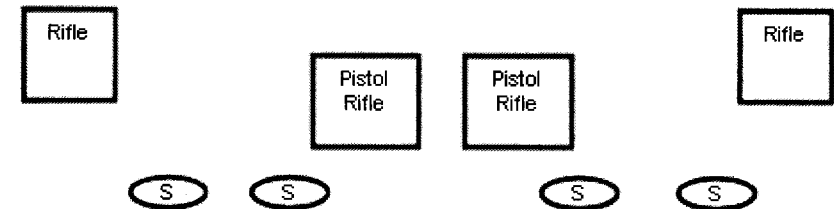
**Line: " Pa...Injuns! "**

**Sequence:** Shooter will start with both hands on plow handles. State Line and ATB Move to empty table and before you draw your pistols, knock over the lunch pail, then with 1st PISTOL alternate on the two center targets with 2rds, 1rd, 2rds starting on either side. With 2<sup>nd</sup> PISTOL alternate with 2rds, 1rd, 2rds starting on opposite side. With RIFLE engage any two targets by alternating 2rds, 1rd, 2rds then engage the other two targets by alternating 2rds, 1rd, 2rds. With SHOTGUN engage the four targets.

# Stage 1

RANGE OFFICERS

## AWESOME CACTUS JACK & CONFEDERATE COLT



## Stage 2

Sponsored by:

### CLASSIC LEATHER WORKS

Louis and Eli had their Winchesters loaded and were ready to make their break. They both agreed the "Money ain't worth dying for." They sprayed the area in front of them with rifle fire then made their break for the horses.

**Ammo: 10 pistol, 10 rifle, 4 + shotgun**

**Staging: Pistols holstered. Rifle staged on table in doorway. Shotgun held in both hands.**

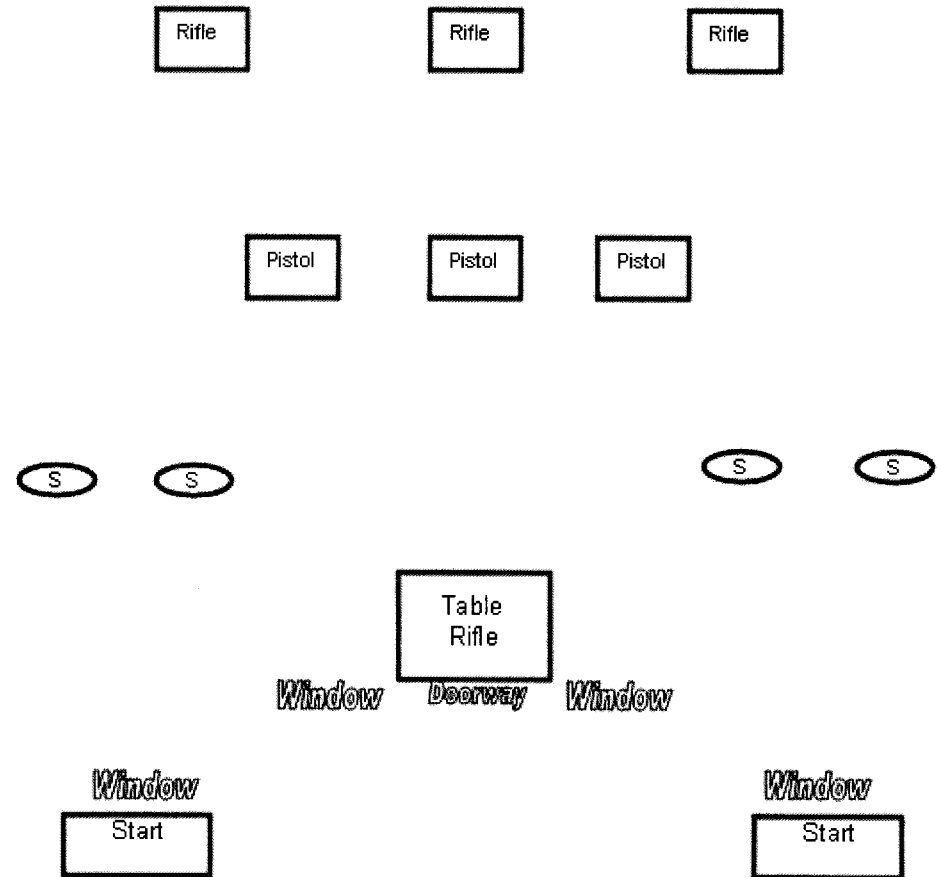
**Line: "Money ain't worth dying for."**

**Sequence:** Shooter will start at either far left or far right window gripping shotgun in both hands. State line and ATB, with SHOTGUN engage the two targets at that window. Move to opposite window and engage the two targets. Place SHOTGUN on center table. With RIFLE engage the three rifle targets by sweeping back and forth always double tapping the center target (1rd, 2rds, 1rd, 2rds, 1rd, 2rds, 1rd) starting on either end. With 1<sup>st</sup> PISTOL double tap the center target then single tap all three starting on either end (2rds, 1rd, 1rd, 1rd). Repeat instructions for the 2<sup>nd</sup> PISTOL.

## Stage 2

RANGE OFFICERS

DOC JH HUCKLEBERRY & SOUTHPAW TOM



# Stage 3

Sponsored by:

**OLD WEST LASERGRAPHIC**

Sam Creed was a man of principles. He ran his ranch by the cowboy code and he expected the same from his men. He expected them to work as hard as him and nothing in life was worth having if you didn't work for it. He hated nothing more than no good rustlers. He was often heard to scowl "I hate cattle rustlers!"

**Ammo: 10 pistol, 10 rifle, 4 + shotgun**

**Staging: Pistols holstered. Rifle staged on left table. Shotgun staged on right table. Shotgun Shells staged in box on left table.**

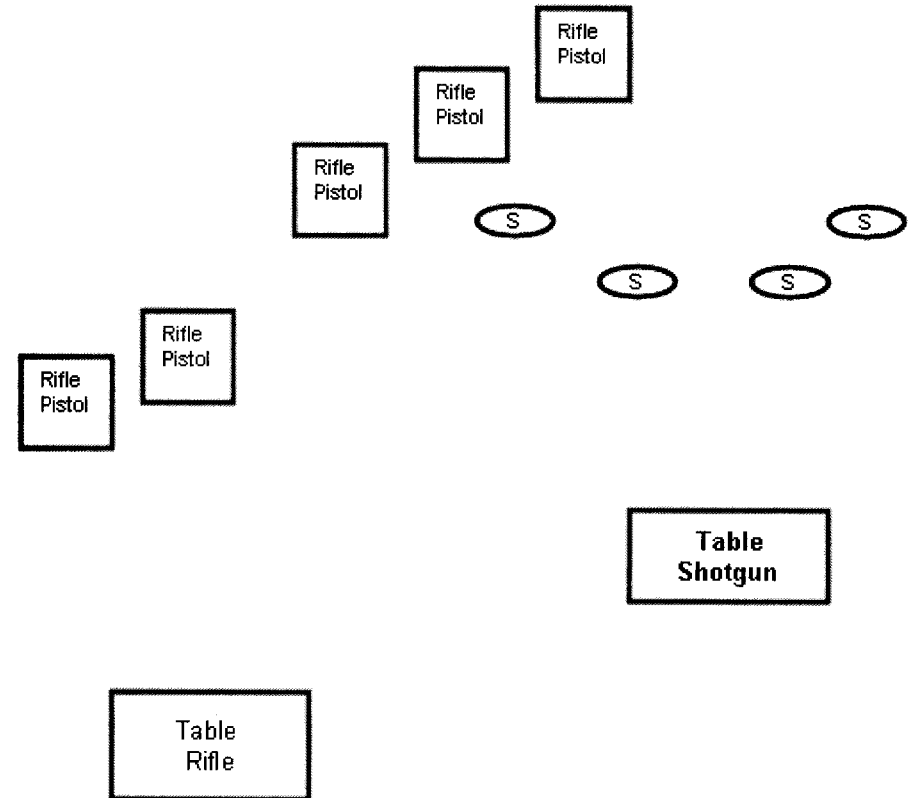
**Line: "I hate cattle rustlers!"**

**Sequence:** Shooter will start standing behind left table holding ROPE and BRANDING IRON. State Line and ATB, With the RIFLE and PISTOLS engage the five targets with a regressive sweep of 6rds, 5rds, 4rds, 3rds, 2rds, starting on either end. With SHOTGUN engage the four targets loading from the box.

# Stage 3

**RANGE OFFICERS**

**KORUPT KARL & PREACHERMAN**



# Stage 4

Sponsored by:

## GUNFIRE ARMS & AMMUNITION

Curly Bill and his cowboys went into Shakespeare one more time before leaving for Tombstone. John Ringo got into a fight with a local merchant and put an end to it with a quick shot from his Colt. As he holstered his Colt he turned to Curly Bill and said, "Let someone else bury that one."

**Ammo:** 10 pistol, 10 rifle, 4 + shotgun

**Staging:** Pistols holstered. Rifle staged in coffin.  
Shotgun staged in left window.

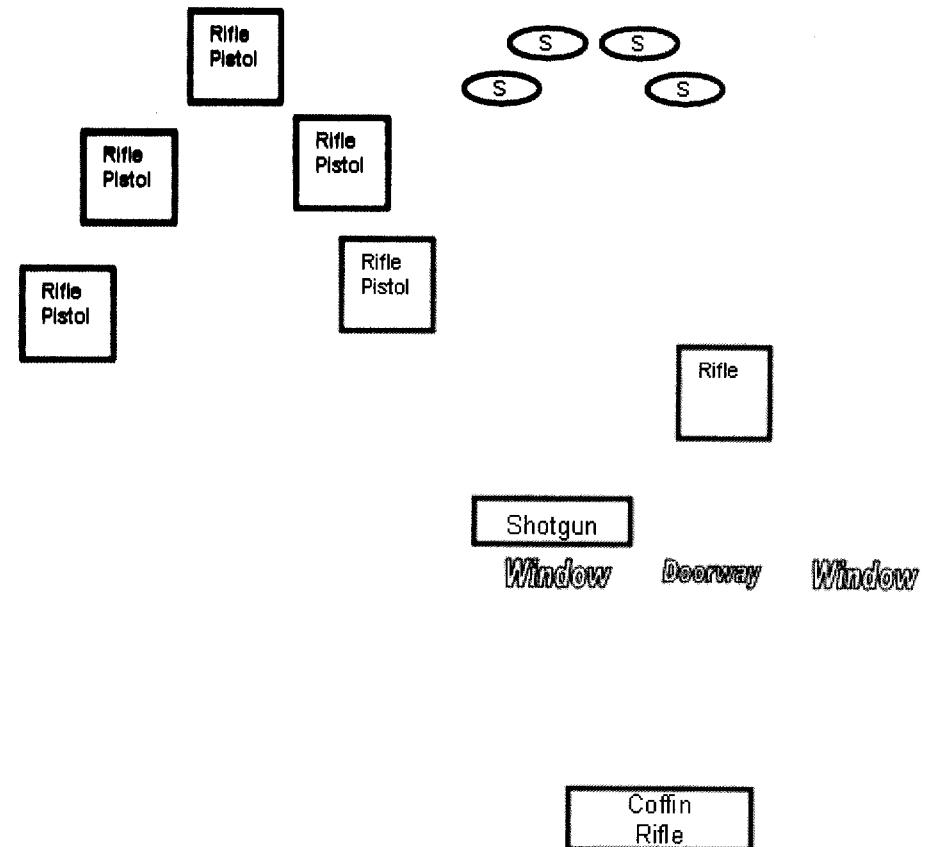
**Line:** "Let someone else bury that one! "

**Sequence:** Shooter will start holding the shovel with both hands by the coffin. State line and ATB, with RIFLE engage one target with 5rds and then engage the other five targets with 1rd each. Place RIFLE in right window. With SHOTGUN engage the four targets. With 1<sup>st</sup> PISTOL engage either end target with 5rds. With 2<sup>nd</sup> PISTOL sweep the five targets with 1rd each starting on the opposite end.

# Stage 4

RANGE OFFICERS

BUFFALO BRADY & LIGHTNIN HAWK



# Stage 5

Sponsored by:  
**WOODEN WORKS WEST**

The Wyoming Territorial Prison in Rawlins was a real hard place. Cletus had spent 7 years in that rotten cell and he knew he wasn't going to spend another night there. Even with John Sturgis's double barrel coach gun pointing right at him he drew his Colt and fired as he yelled "The Hell I will!" It was over in seconds.

**Ammo: 10 pistol, 10 rifle, 4 + shotgun**

**Staging: Pistols holstered. Rifle staged on center table. Shotgun staged on either outside table.**

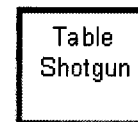
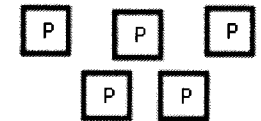
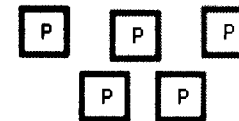
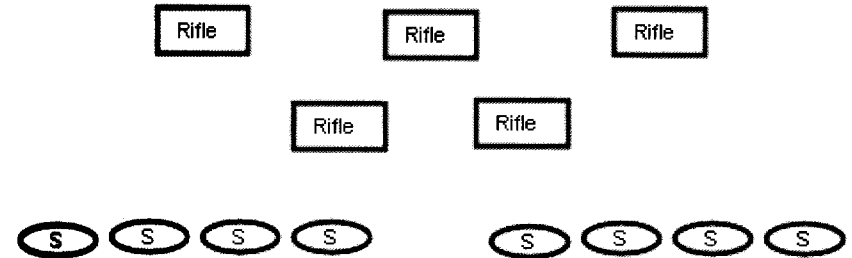
**Line: "The hell I will! "**

**Sequence:** Shooter will begin standing behind **EMPTY** table holding prop shotgun. State line and ATB, with both PISTOLS engage the five targets with the real Dang it Dan sweep, 1rd, 3rds, 2rds, 3rds, 1rd starting on either end. With RIFLE engage the five targets with the real Dang it Dan sweep 1rd, 3rds, 2rds, 3rds, 1rd starting on either end. With SHOTGUN engage the four targets.

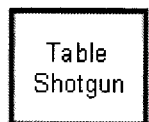
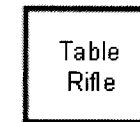
Note: You MUST take the prop shotgun to EACH shooting position!

# Stage 5

**RANGE OFFICERS**  
**LEFTY LONGRIDGE & LUSTY LIL**



**Start**



**Start**

# Stage 6

Sponsored by:

## GOLD COAST GUNSLINGERS

Jake Tillman was leaning against the wall of the General Store talking with Grady Barnes who was sitting on a barrel of molasses when gunfire rang out. A bullet hit the wall right above Grady's head scaring him to death. Jake was pulling his pistol and taking aim at the drunken miner doing the shooting when he thought to his self, "This town's more dangerous than the mines!"

**Ammo: 10 pistol, 10 rifle, 4 + shotgun**

**Staging: Pistols holstered. Rifle staged on table. Shotgun staged in doorway.**

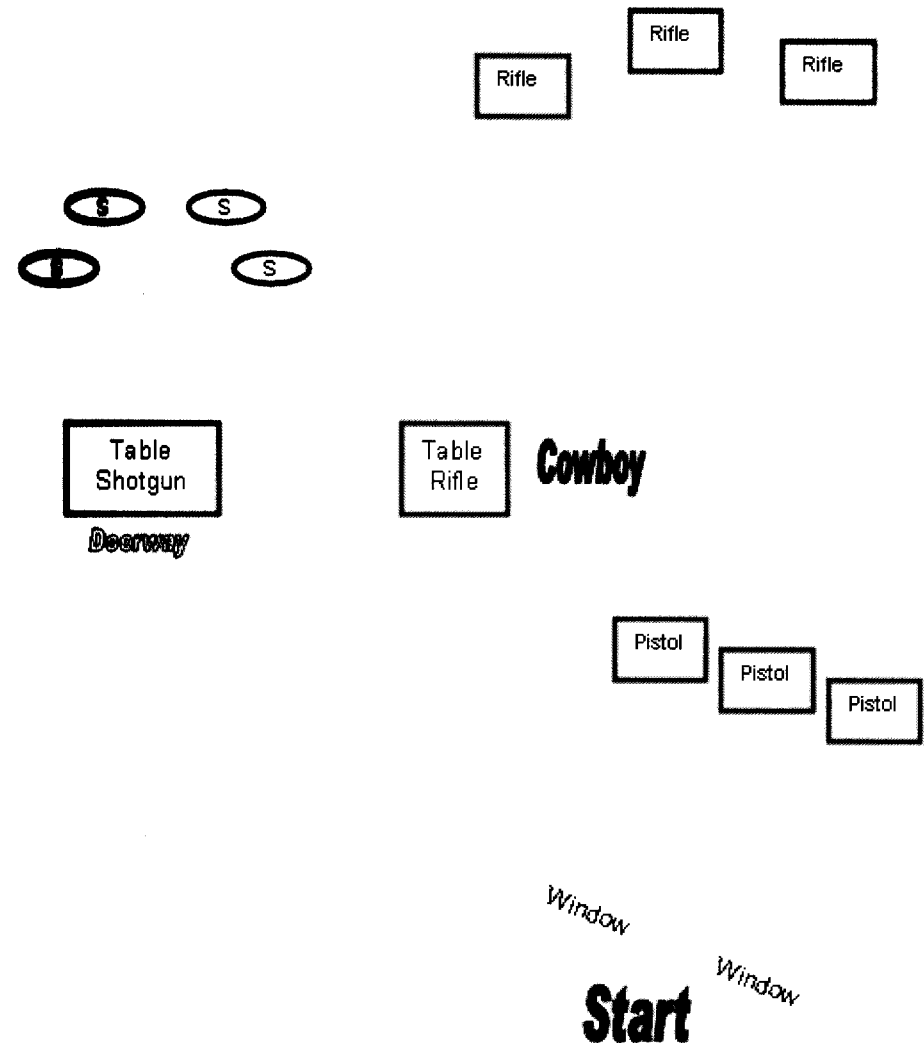
**Line: "This town's more dangerous than the mines!"**

**Sequence:** Shooter will start leaning against the building. State line and ATB, with PISTOLS engage the three targets with 1rd on each outside target and then 3rds on the center thru a window. Repeat instructions thru other window. Knockdown the miner and with RIFLE engage the three targets with 1rd on each outside target and then 3rds on the center, then Repeat instructions. With SHOTGUN engage four targets thru the doorway.

# Stage 6

RANGE OFFICERS

## DEADLY SHARPSHOOTER & MAJOR MISHAP



# Stage 7

Sponsored by:

## RECOLLECTIONS & NC ORDNANCE

Silas had just picked up his leather coin pouch when he heard Denton Jones cock the hammers on his double barrel shotgun and say "Boy, you've seen my daughter Mary for the last time." Silas looked the Assay clerk in the eyes, said "Oooohhh this doesn't look good", then pulled his pistol as he turned and shot Denton dead where he stood. The other four men cut him down as he stumbled down the sidewalk.

**Ammo: 10 pistol, 10 rifle, 6 + shotgun**

**Stage can be shot Shotgun, Rifle, Pistol or Pistol, Rifle, Shotgun.**

**Start with Shotgun Staging:** Pistols holstered. Rifle staged in either window next to knockdown door. Shotgun staged on table in doorway.

**Start with Pistols Staging:** Pistols holstered. Rifle staged in either window next to knockdown door. Shotgun staged in window left of knockdown door.

**Starting line: "Oooooo this doesn't look good! "**

**Sequence:** Shooter will start in the Gabby Hayes position (hands above head) by the shotgun or the pistol position. State line, ATB shoot each gun as follows:  
SHOTGUN - engage the two targets through each doorway and the window by knockdown door.

RIFLE - engage the five targets with 2 single tap sweeps thru knockdown doorway. Door may be knocked down at any time\*.

**\* (DO NOT LEVER THE RIFLE, UNTIL YOU KNOCK DOWN THE DOOR.)\***

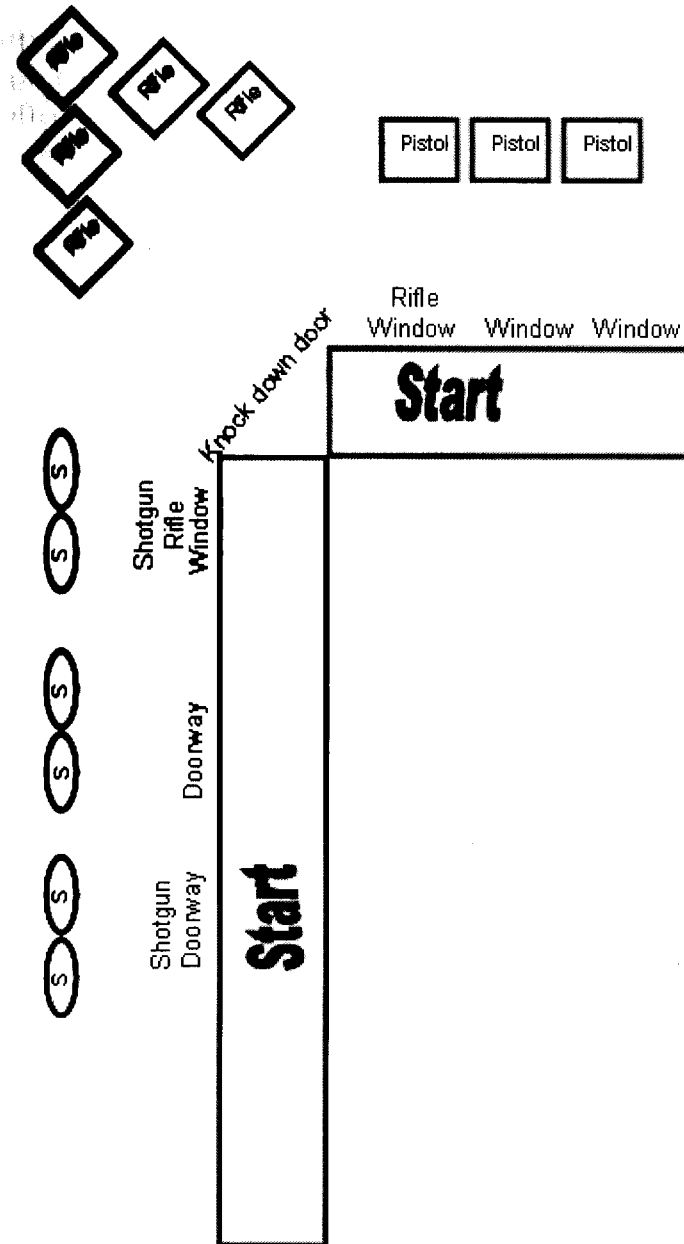
Pistols - thru a window, 1<sup>st</sup> PISTOL starting on either end sweep the three targets twice in the same direction (P1, P2, P3, P1, P2). Repeat instructions with 2<sup>nd</sup> PISTOL.

# Stage 7

RANGE OFFICERS

ZACK MCGEE

STRIDER & J.P. LAW





# Stage 8

Sponsored by:

## BULLETS BY CHANCE

Angus was having a cup of hot coffee, trying to shake off the morning chill when he saw the Grizzly. He yelled a warning to the child that the bear was closing in. He picked up a rifle and fired. He kept shooting till the bear was dead and the child was safe.

**Ammo: 10 pistol, 10 rifle, 6 + shotgun**

**Staging: Pistols holstered. Rifle staged on center table. Shotgun staged on either outside table.**

**Line: "There's a bear in camp! "**

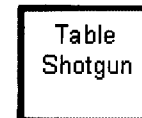
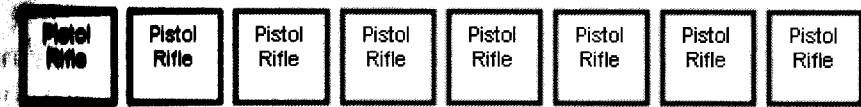
**Sequence:** Shooter will start behind the empty table holding the bag of gold against their chest with both hands. State line and ATB, place bag of gold on table and with 1<sup>st</sup> PISTOL double tap an outside target and then single tap the next three targets. With RIFLE sweep all eight targets double tapping each end target. Move to table with shotgun and with 2<sup>nd</sup> PISTOL double tap an outside target and then single tap the next three targets. With SHOTGUN engage two targets from behind each table. You must be able to touch the bag of gold from your last shooting position.

# Stage 8

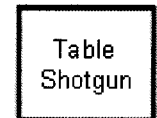
RANGE OFFICERS

OL-GLOR-E

## ARCADIA OUTLAW & DYNAMITE DEED



**Start**



**Start**

## Stage 9

Sponsored by:

### THE CARVER CUSTOM HOLSTERS BY RUSS

The last thing Josh Macklin thought when he woke up that fateful morning was that in 5 short hours he would be dying in a barn in Dunton. As he was breathing his last breath, he angrily yelled out to Rufus, "Rufus, you done got us killed!"

**Ammo: 10 pistol, 10 rifle, 6 + shotgun**

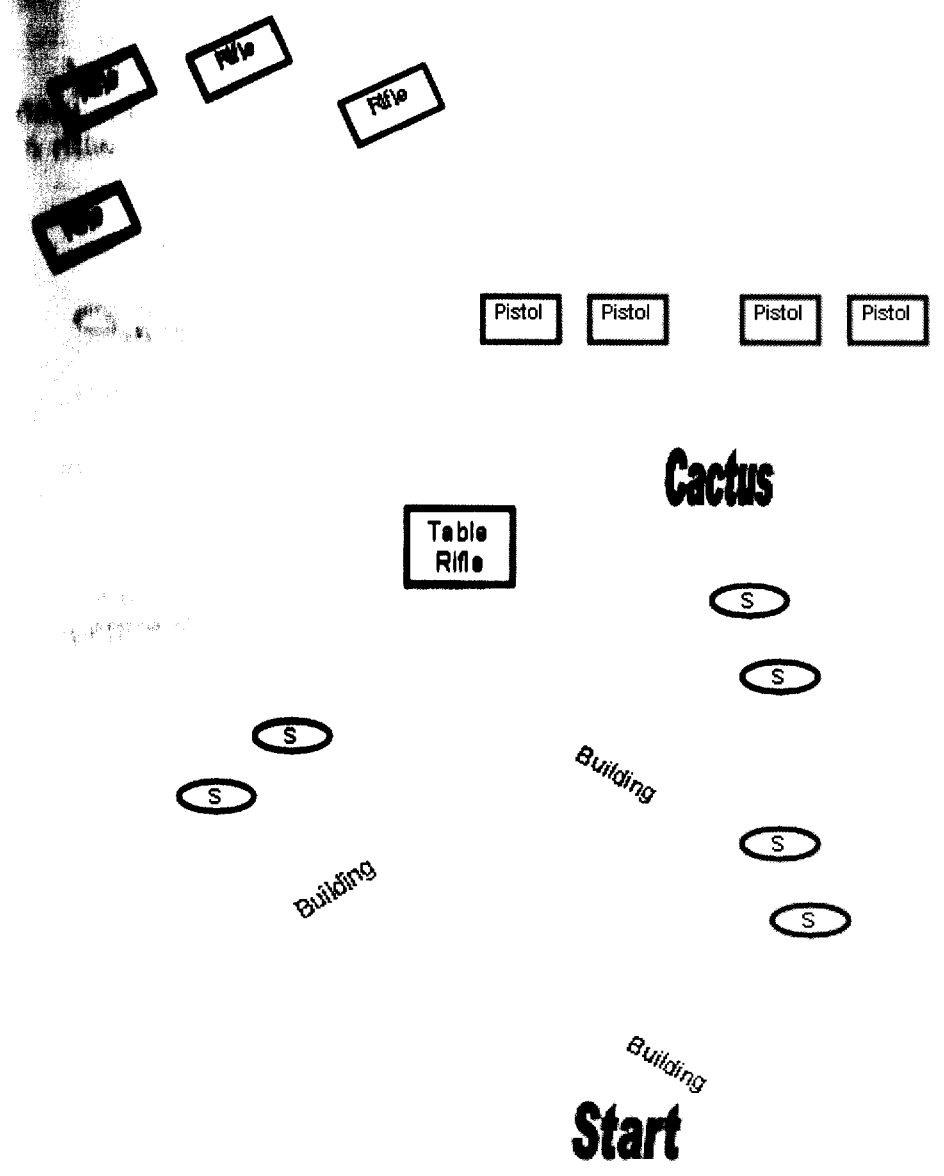
**Staging: Pistols holstered. Rifle staged on table.  
Shotgun held in both hands.**

**Line: "Rufus, you done got us killed! "**

**Sequence:** Shooter will start standing behind wall gripping shotgun in both hands. State line and ATB, with SHOTGUN engage the six targets as they become visible thru each building. Place shotgun on table and with RIFLE engage four rifle targets with 10 rounds. With PISTOLS engage the four pistol targets with 10 rounds shooting 5 rounds from the left side of the cactus and 5 rounds from the right side of the cactus. Shooter's choice as to which side to shoot pistols from first.

## Stage 9

RANGE OFFICERS  
TURKEY CREEK RED  
NIGHT TRAIN KATE & KINGFISH DAVE



# Stage 10

Sponsored by:

## ANCIENT CITY SHOOTING RANGE

As Riley and Billy met by the gallows tree, Billy tried to convince Riley there were plenty of rubes to rob for all of them. But Riley wanted it all! As he walked back to his men he turned back to Billy and yelled, "Let's end the day with a gun fight boys!"

**Ammo:** 10 pistol, 10 rifle, 4 + shotgun

**Staging:** Pistols holstered. Rifle staged on Rack.  
Shotgun staged on table.

**Line:** "Let's end the day with a gun fight boys!"

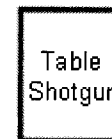
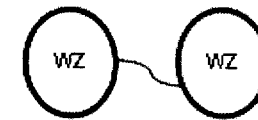
**Sequence:** Shooter will begin by the Rifle Rack with both hands holding noose. State the line and ATB, with RIFLE engage the four targets with a 4,1,1,4 sweep starting on either end. Place rifle on table and with SHOTGUN engage the four targets. With PISTOLS from the far side of the cowboy engage the two targets by alternating 4,1,1,4.

# Stage 10

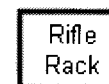
RANGE OFFICERS

BARBABLANCA

CONWAY KID & CHILLY WILLY



**Cowboy**



**Start**