



SASS® PRESENTS



THE LAST STAND 2012

The SASS® State of Florida Championship

St. Augustine, Florida - January 5th - 8th, 2012

“The Shooter’s Shoot”

Organized by:

The Last Stand Committee

Sponsored by:

Jackson's Western Store - Mernickle Holsters - Colt



Hosted by:

Ancient City Shooting Range / Ghost Town Gunslingers

SHOOTER'S HANDBOOK

Stage 1

Texas Outlaw Billy Barnes

Sponsored by:
**Confederate Colt/ Oakley Mouse &
 Bullets by Chance**

Hag found Ben on the ground with a bullet wound in his leg. As he saw Billy running away down the back alley he levered his Winchester, took aim, said to himself, "Not this time Billy," and fired the shot that killed young Billy Barnes.

Ammo: 10 Pistol, 10 Rifle, 4+ Shotgun

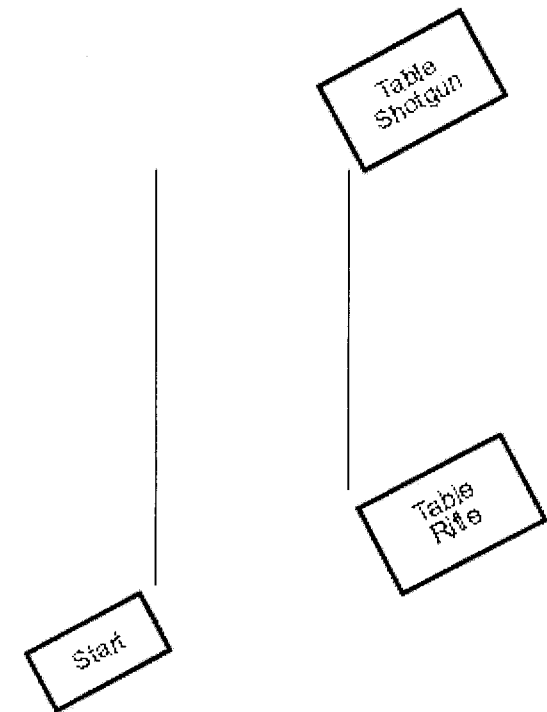
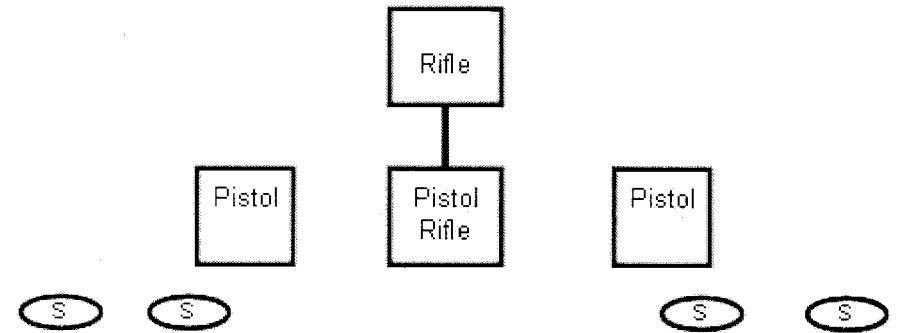
Staging: Pistols holstered. Rifle on table at beginning of alley. Shotgun on table at end of alley.

Line: "Not this time Billy."

Sequence: Begin holding Ben with both hands. State Line and ATB, drop Ben and with Rifle engage the buffalo with 2rds, the diamond with 1rd, the buffalo with 4rds, the diamond with 1rd, the buffalo with 2rds. Rifle down on table at doorway. Move to Shotgun and engage the four knockdowns. With Pistols engage the Buffalo with 2rds, either outside target with 1rd, the buffalo with 4rds, the other outside target with 1rd, the buffalo with 2rds.

Stage 1

RANGE OFFICERS OAKLEY MOUSE & CONFEDERATE COLT



Stage 2

The Fence Cutting War - 1884

Sponsored by:

**Mose-n-Bella Gold Rush Sights &
Old West Lasergraphic**

Moseby raised his 1873 rifle and shot the man with the cutter in his hand. All of the Rangers opened fire and when the shooting stopped two of the fence cutters lay dead and the other two wounded. Two of the Rangers were shot but their wounds were not serious. The fence cutting continued for five more years but never again to the extent as in 1884. The Rangers continued to patrol the ranch lands.

Ammo: 10 Pistol, 10+ Rifle, 4+ Shotgun

**Staging: Pistols holstered. Rifle on left table.
Shotgun on Right table.**

RO Line: "Drop those cutters!"

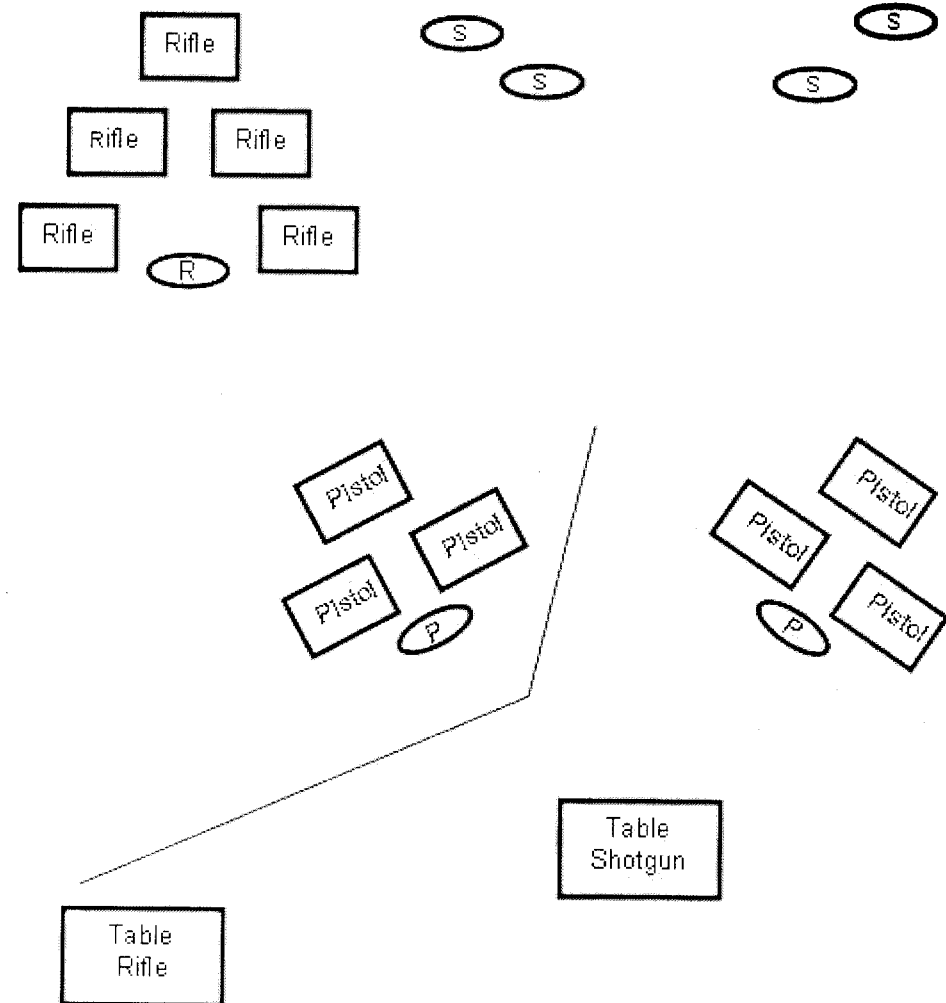
Shooter Line: "Not a chance!"

Sequence: Begin at fence with one hand holding cutters and other hand holding barbed wire. State Line and ATB, with Rifle engage the center target with 3rds, each inner target with 2rds, each outside target with 1rd and then engage the knockdown. You may reload rifle to make up knockdown. Rifle back down on table. Follow fence to the table with the shotgun. With Pistols shooter may start on either set of targets by engaging a center target with 2rds, each outside target with 1rd and then 1 round on knockdown. Repeat instructions on other set of targets. Any remaining pistol knockdowns may be made up with the shotgun, then follow fence to engage four knockdowns from between two Texas Rangers.

Stage 2

RANGE OFFICERS

DEADLY SHARPSHOOTER & MAJOR MISHAP



Stage 3

Robbing the Great Iron Horse

Sponsored by:

**Classic Leather Works &
Evil Roy Shooting School**

Ranger Spencer Thornton soon retired from the Rangers, saying to his men before leaving, "The best days of my life were being a Texas Ranger. You men are the heart and soul of Texas."

Ammo: 10 Pistol, 10 Rifle, 6+ Shotgun

**Staging: Pistols holstered. Rifle on right table.
Shotgun on left table.**

Line: "You men are the heart and soul of Texas."

Shooter may choose to end with the Shotgun or the Pistols.

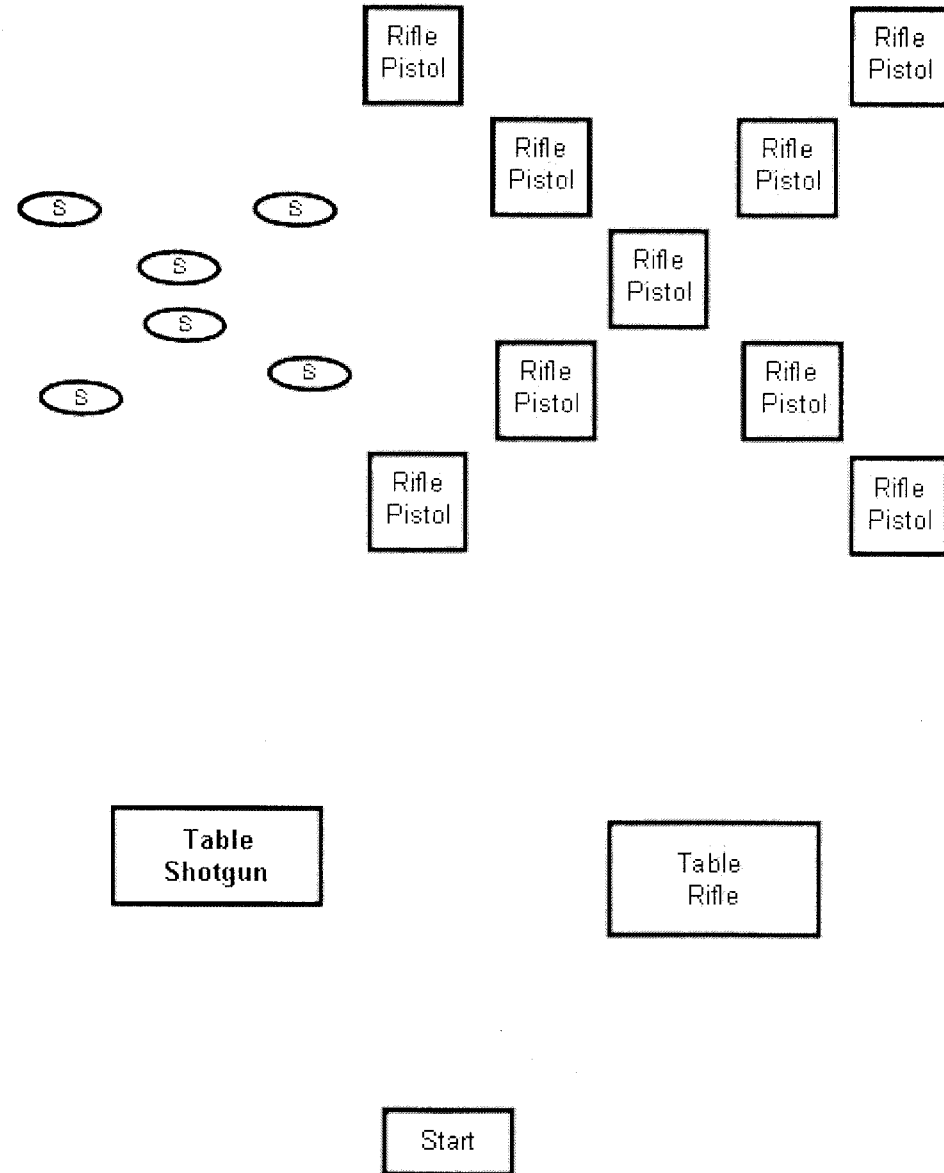
Shotgun, Rifle, Pistol - Pistol, Rifle, Shotgun - Rifle, Pistol, Shotgun

Sequence: Begin in train depot doorway. State Line and ATB, with Pistols and Rifle used in any order, engage the targets in any order for a total of 4rds on the center target and 2rds each on all the other targets. With Shotgun engage the six knockdowns.

Stage 3

RANGE OFFICERS

SOUTHPAW TOM & DOC J.H. HUCKLEBURY



Stage 4

The Salt War - September 1877

Sponsored by:

Gunfire Arms & 2012 Georgia State Championship

Van Owen couldn't see himself standing trial with a Mexican jury and judge for killing their friend and employer. Just before going to meet his fate against the Rangers he said to himself, "Never thought I'd be dying for salt."

Ammo: 10 Pistol, 9 Rifle, 6+ Shotgun

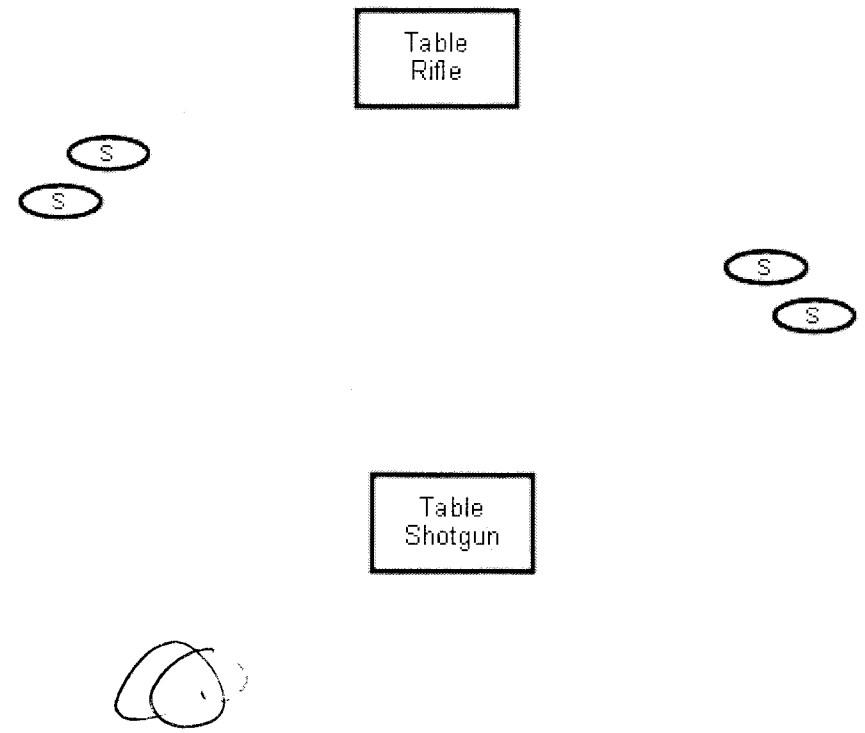
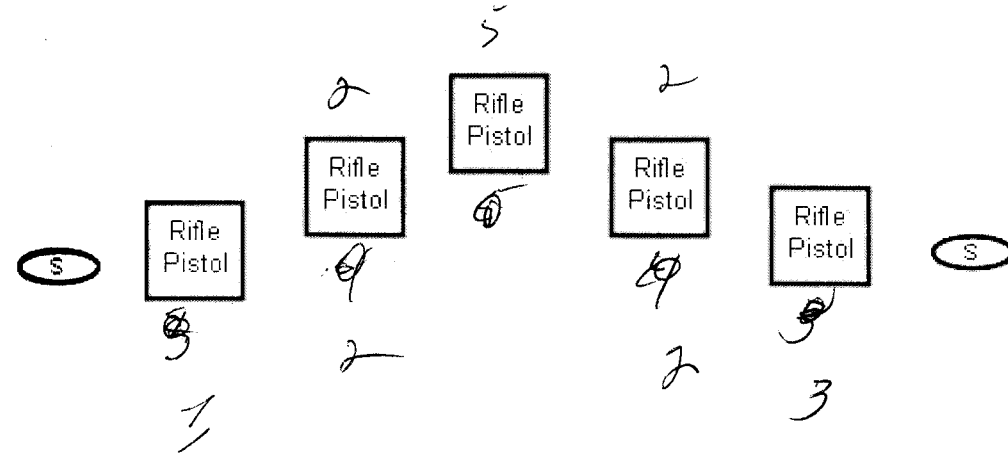
**Staging: Pistols holstered. Shotgun on near table.
Rifle on far table.**

Line: "Never thought I'd be dying for salt."

Sequence: Begin with both hands on ore cart. State Line and ATB, with Shotgun engage four shotgun knockdowns as they become visible. Shotgun down on far table. Pistols and Rifle may be used in any order to engage the 5 targets in any order for a total round count of 3rds on each outside targets, 4rds each on inner targets, and 5rds on center target. Then with Shotgun engage last two knockdowns.

Stage 4

RANGE OFFICERS
BUFFALO BRADY & PREACHERMAN



Stage 5

Outlaw Terrell Logan

Sponsored by:
**John Bradley Knives &
Cornerstone Land Development**

As Turner started to pulled the trigger he said, "He was just a kid!" and then shot Logan dead with all five rounds from his Colt. When Turner reported back to Jones in Austin he told him, "Logan's dead, and I lost the kid." He then placed his Ranger badge on Jones' desk and walked out.

Ammo: 10 Pistol, 10 Rifle, 4+ Shotgun

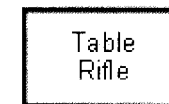
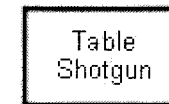
**Staging: Pistols holstered. Rifle on near table.
Shotgun on far table.**

Line: "He was just a kid."

Sequence: Begin looking down at wounded Ranger. State Line and ATB, from left doorway engage Logan with 5rds. From right doorway alternate on two targets for 5rds with NO double taps. With Rifle engage target on left with 5rds, then alternate on two right targets for 5rds with NO double taps. Take Rifle to table with Shotgun. Use shotgun to engage four knockdowns.


Stage 5

RANGE OFFICERS
WABASH VALLEY SLIM & CHRISTIAN MORTICIAN



Doorway

Doorway



Stage 6

Part I - The Bank Robbery

Sponsored by:
**Artistic Blades &
Major Photography**

Buford told the story of the bank holdup in Waco to the Rangers. Sergeant Dan Beale said it sounded like the McElroy gang that had robbed the Army payroll in Kansas and the Army officers in Oklahoma and that they were cold blooded killers. Travis knew the men who guarded the bank and thought of their families. As he stared out across the plain he said to no one in particular, "We'll catch 'em and we'll kill 'em!"

Ammo: 10 Pistol, 10 Rifle, 4+ Shotgun

**Staging: Pistols holstered. Rifle in center window.
Shotgun in far right window.**

RO Line: "They took the money in the bank!"

Shooter Line: "We'll catch'em and we'll kill'em."

Sequence: Shooter begins with hands on safe. State Line and ATB, thru left window with Pistol engage the three smaller targets with 1rd each, then the large target with 2rds. With Rifle thru center window engage either set of three smaller targets with 1rd each, then the large target with 2rds, then other set of three targets with 1rd each, then the large target with 2rds. Thru right window with Pistol engage the three the smaller targets with 1rd each, then the large target with 2rds. With Shotgun engage four knockdowns.

Stage 6

RANGE OFFICERS
KINGFISH DAVE & CHILLY WILLY



Table
Shotgun

Rifle
Pistol

Rifle
Pistol

Rifle
Pistol

Rifle
Pistol

Rifle
Pistol

Rifle
Pistol

Rifle
Pistol

Table

Table
Rifle

Table

Start

Stage 7

Part II - The Shootout

Sponsored by:

**Carver Custom Leather &
Power Custom**

It wasn't long before Rick found Jed and Arlen's tracks and they followed Rick's lead. After about an hour they knew they were headed to the Adobe at Yellow Springs. When Rick noted they weren't running their horses very hard Travis told Dan and Rick, "I got a hunch they'll make their last stand at Yellow Springs. I think they're tired of running."

Ammo: 10 Pistol, 10 Rifle, 4+ Shotgun

**Staging: Pistols holstered. Rifle on left table.
Shotgun on right table.**

Line: "I'm going in."

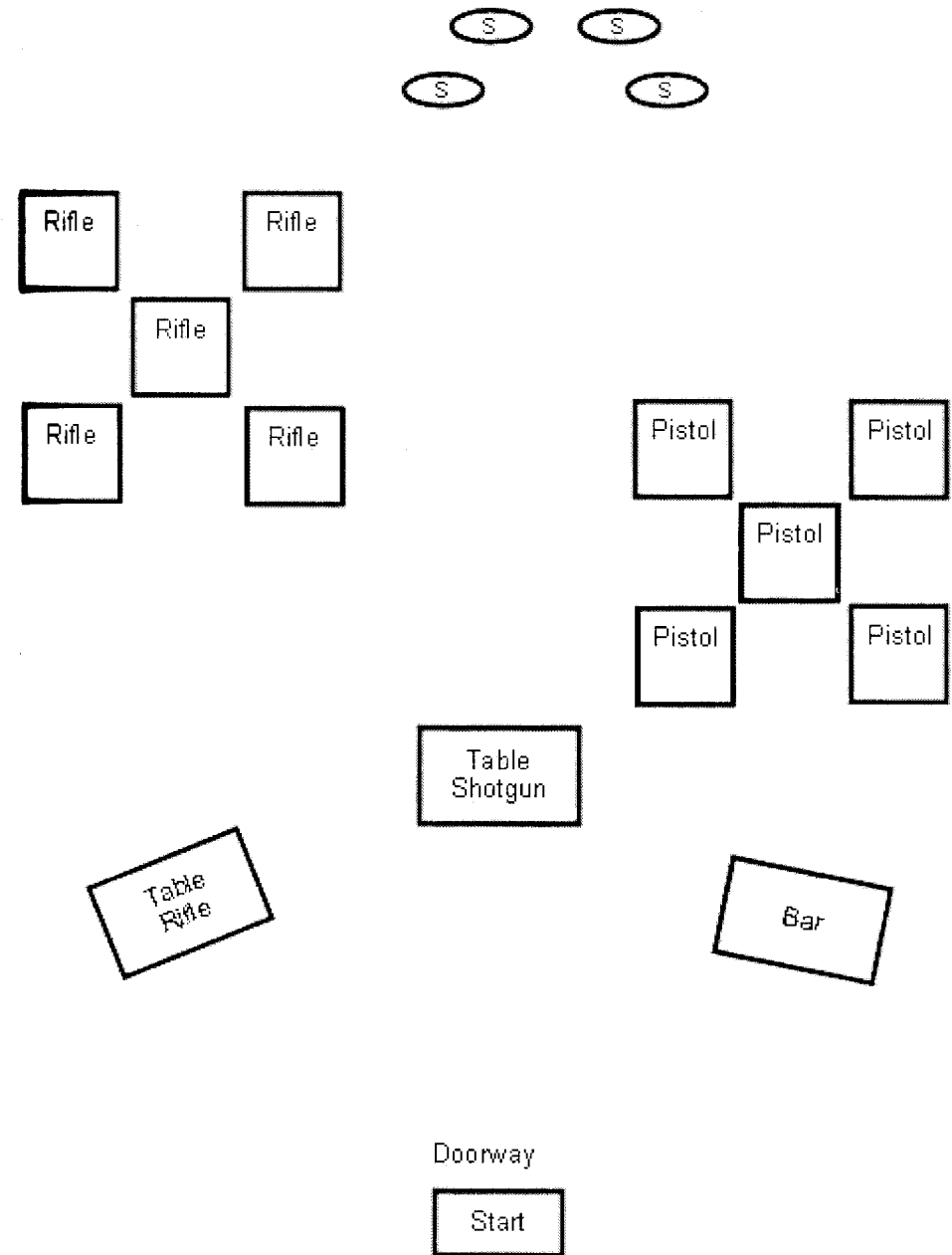
Sequence: Begin outside saloon doors with "Corky" in both hands. State Line and ATB, Burst through the doors and slam Corky down on the bar with both hands then with Pistols put 1rd on center target, then 2rds on each of the outside targets, then 1rd on the center target. With Rifle repeat instructions from left table. With Shotgun engage the two knockdowns and two swingers in any order.

Clays MUST be completely removed from the swingers.

Stage 7

RANGE OFFICERS

ZACK MCGEE , WIGLEY DOWN YONDER
& BADLANDS DRIFTER



Stage 8

Part III - The Last Stand

Sponsored by:
**L&M Lenses &
 Bownells**

They mounted their horses and started for home. "So Travis I suppose when we get back you'll head straight over to see your sweetheart Erin" Dan said with a wink and smile at Rick. "Dang it Dan you know it's not nice to kid a fella about his girl," Rick replied. Travis sat tall in his saddle, leaned across the saddle horn and said to his friends, "Boys when I get back I'm going to get clean and be seen in Abilene!" "I bet you will Travis, you'll be the talk of the town" laughed Dan at his friends' comment. "In fact, I'm going to ask Erin to marry me and you two can fight over who's going to be my best man at our wedding" Travis said with pride! "Well, if that don't beat all" said Rick. With that, Texas Rangers Travis Whitaker, Dan Beale and Rick Bernal headed north to Abilene.

Ammo: 10 Pistol, 10 Rifle, 4+ Shotgun

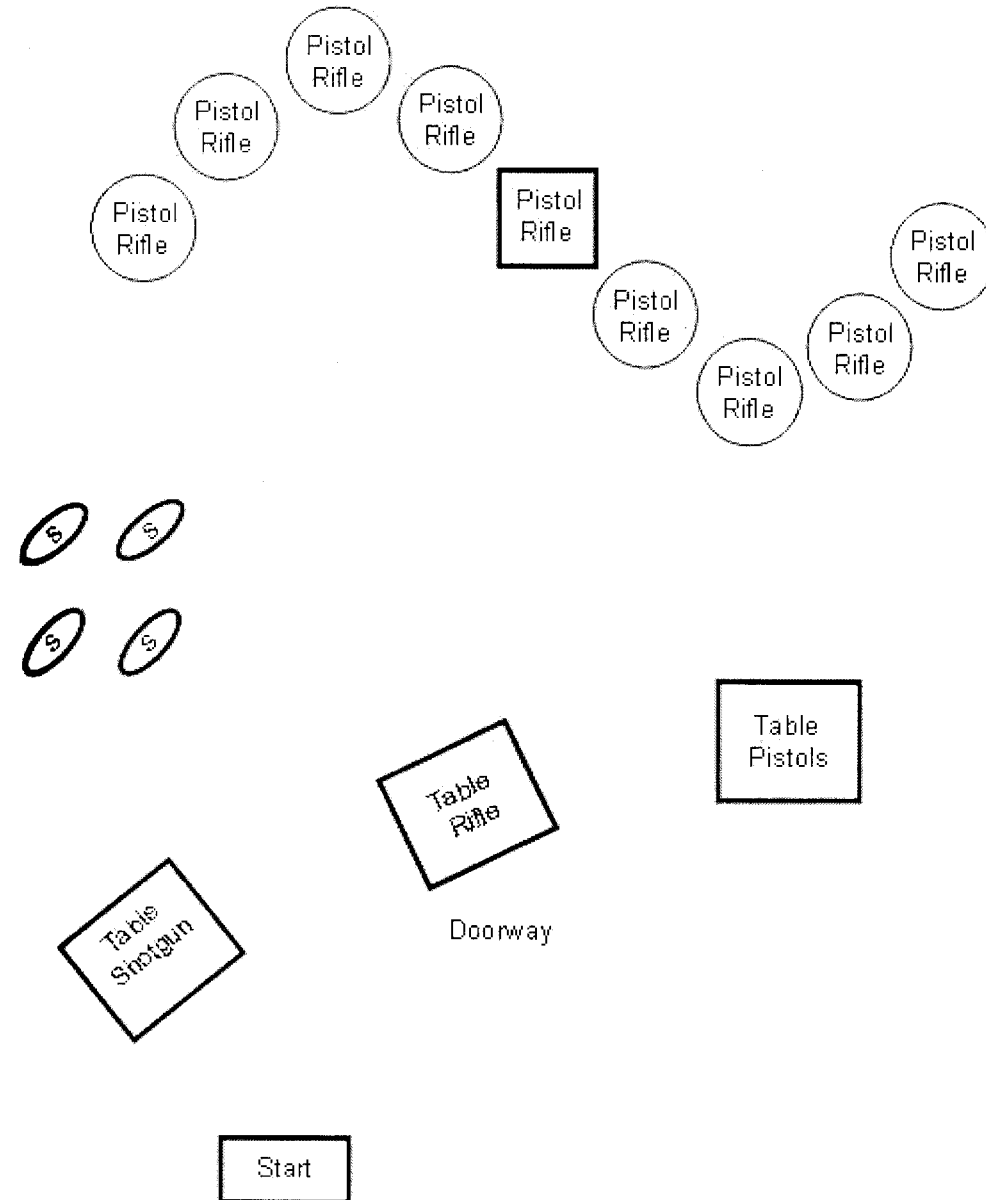
Staging: Shotgun in left window of cantina. Rifle on center table. Pistols staged on right table.

Line: "I'm gonna be clean in Abilene!"

Sequence: Begin at tub holding scrub brush in one hand and the bar of soap in the other. State Line and ATB, with Shotgun engage the four knockdowns. With Rifle ride the sine wave with 1rd on each circle and 2rds on the square in any order. With Pistols ride the sine wave again with 1rd on each circle and 2rds on the square in any order.

Stage 8

RANGE OFFICERS
 OL-GLOR-E & ARCADIA OUTLAW



Stage 9

Texas Ranger Cpl. Mal Wright

Sponsored by:

**Cowboy Gunworks &
D&L Concepts**

Mal fired his rifle and pistol at the same time. Raul was shot through the heart and Diego in the shoulder. Mal's third shot hit Diego in the chest killing him. Mal looked at the patrons in the mercantile and before turning to leave said, "They were murdering thieves."

Ammo: 10 Pistol, 10 Rifle, 6+ Shotgun

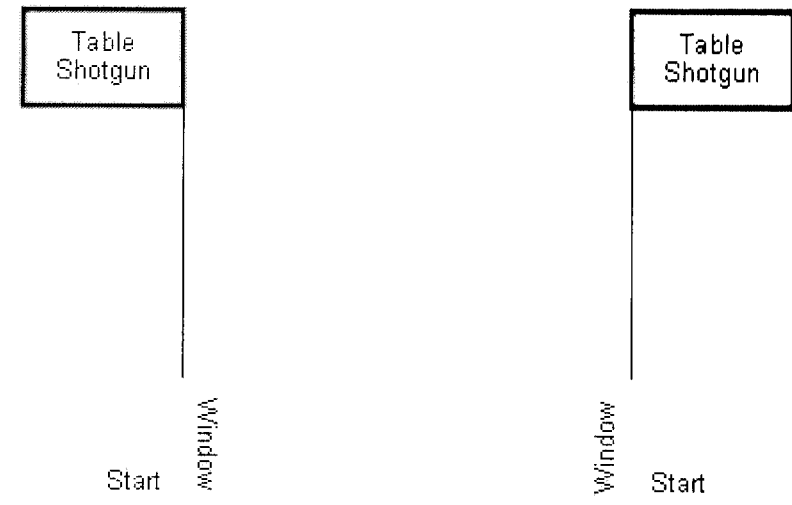
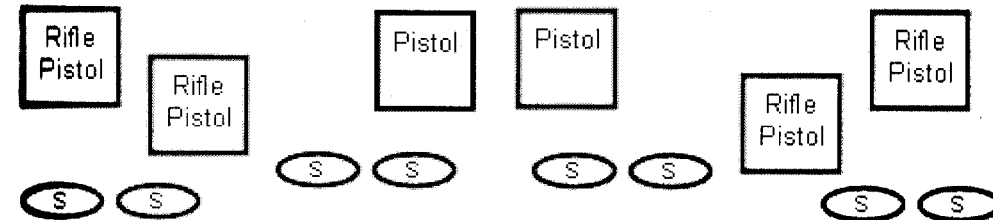
**Staging: Pistols holstered. Rifle in one hand.
Shotgun on table at end of building.**

Line: "They were murdering thieves."

Sequence: Begin standing on right or left side of building at window, holding Rifle in one hand and prop pistol in other hand. State Line and ATB, Drop prop pistol and with Rifle engage the two targets through window with at least 1rd each for 5 rounds. Then engage the two targets directly in front of you with at least 1rd each for 5 rounds. Take Rifle to table with shotgun. With Pistols engage the two center targets with at least 1rd each for 5 rounds then engage the two targets directly in front of you with at least 1rd each for 5 rounds. With Shotgun engage the four knockdowns in the center and the two knockdowns in front of you in any order.

Stage 9

RANGE OFFICERS
BISLEY & YADKIN HAWKS



Stage 10

"One Riot - One Ranger"

Sponsored by:

**Wooden Works West &
Wild West Guns & Gold**

The cowboys were now coming down the street a hootin' and a hollerin'. When they got to the jail Jake leveled his shotgun to the middle of the group and shouted, "I'm Ranger Jake Harris, how many of you men want to die here today? This man is standing trial. If he's guilty, he'll hang, if not, he won't, and I'll see to that. But I promise you, draw your guns and I'll kill most of you. Now go home, NOW!"

Not a shot was fired and Pete Wilson was hung June 30th 1882.

Ammo: 10 Pistol, 10 Rifle, 4+ Shotgun

**Staging: Pistols holstered. Rifle on table to left of jail.
Shotgun in hand-leveled.**

Line: "One riot, one Ranger."

Sequence: Begin in front of jail with shotgun in hand. At RO's instruction, load Shotgun with up to two rounds and level it at the knockdowns. State Line and ATB, engage the four knockdowns. Run through the jail to the Rifle and engage either left or right star target with 3rds then 1rd on each outside target next to that star. Then engage the other star target with 3rds then 1rd on each outside target next to that star. Restage Rifle on table. Climb the Gallows and with Pistols repeat rifle instructions.

Stage 10

RANGE OFFICERS
STRIDER & TURKEY CREEK RED

