

# Lake County Pistoleros

Presents  
IDES OF MARCH 2013



A Cowboy Action Shooting Competition  
Hosted By  
Eustis Gun Club  
March 15 - 17, 2013




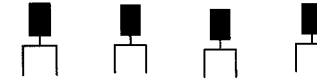
## IOM Stage 1 - Lucky Jake and Double Trouble

Sponsored by  
**COWBOY GUNS BY ROUGHNECK ROD**

Lucky Jake came to the South Texas town of Swamp Water looking to spend a few hard earned dollars on whiskey and some cards. It wasn't that he spent too much time playing cards but he spent too much time winning. When Luke McCabe called him cheating, Jake stood to defend himself. Luke's twin brother came to help him and Jake thought he was seeing double. Jake pulled two Colts from his belt and shot each McCabe brother twice.



## Stage 1



Starting  
Position



Round Count: 10 Pistol 10 rifle 4+ Shotgun

Staging: Revolvers holstered, rifle on right barrel/table, shotgun on left table

Starting Position: by barrel/table with rifle (hands on rails)

Starting Line: "Better to be good than lucky"

ATB: With rifle engage the three rifle targets by double tapping the two bottom targets then single tap the top target, then repeat instructions make rifle safe, move to shotgun engage the four knockdowns till down make shotgun safe, move to between fence posts engage the three pistol targets by double tapping the two bottom targets then single tap top target ,repeat instructions with second pistol


## IOM Stage 2 - Stan and Dan and the Still

Sponsored by  
**BULLETS BY CHANCE**

Dirty Dan O'Leary and his buddy One Eye Stan had been cooking a batch of corn whiskey all day. When Stan came back with another bushel of corn he found Dan shooting up the place with a Colt in one hand and a jug of whiskey in the other. Stan pulled his gun and shot the Colt from Dan's hand. When Dan threw the jug into the air, Stan caught it, took a swig and fired the other shots at Dan's feet making him dance an Irish jig.



## Stage 2



Round Count: 10 Pistol 10 rifle 4+ Shotgun

Staging: Pistols holstered, rifle at center table, shotgun at left table

Starting Position: Both hands on jug (jug does not have to be off table)

Starting Line: "Dan you dance like you shoot"

ATB: With pistols engage the three targets for 10rds(the two hands & dump plate).Any misses after Both hands are off count as misses, hands left on are misses move to rifle engage the four targets with 10rds putting at least 1rd on each make rifle safe, move to shotgun engage the knockdowns any order

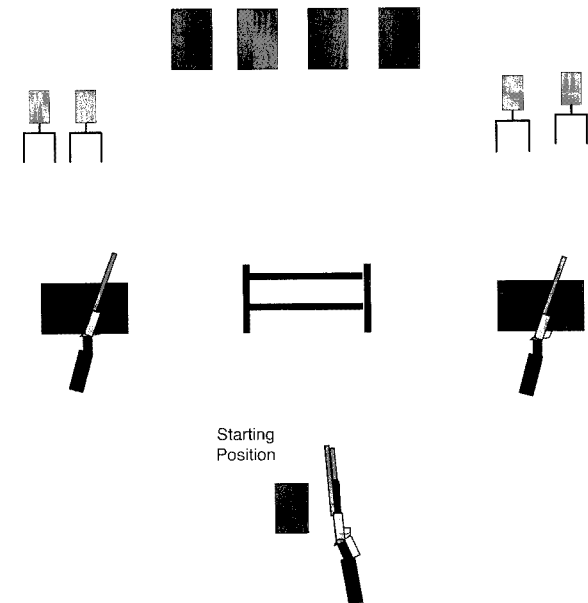
### IOM Stage 3 - Zack McGee the Shootist!

Sponsored by  
COWBOY EMPORIUM, INC.

Zack was up for a shooting game any day the sun was shining. He wasn't the fastest pistolero in the Irish town of Swamp Water but he could steal a win or two. The prize this day was a bottle of a Irish whiskey and the Irishmen were coming out of the wood work. Zack stood at the line with rifle in hand as local Madame Greta Dee read the shooting procedure and fired a pistol for Zack to start shooting. Zack stood dazed, turned and said, "Are you kidding me," and Greta replied, "You're burning time honey" as she showed Zack her stopwatch



### Stage 3



Round Count: Pistols 10 rifle 10 4 plus shotgun

Staging: Pistols holstered, rifle held by shooter, shotgun on left or right table

Starting: At starting plate ,rifle held low level(elbows straight)  
Position

Starting Line: "Are you kidding me"

ATB: With rifle engage the four rifle targets in a digressive sweep from either direction (ie: 1,2,3,4,1,2,3,1,2,1) move to table where shotgun is staged make rifle safe, with shotgun engage the two shotgun targets move to other table engage other two shotgun targets make shotgun safe, move to corral fence with pistols engage targets in a continuous Nevada sweep from either direction.

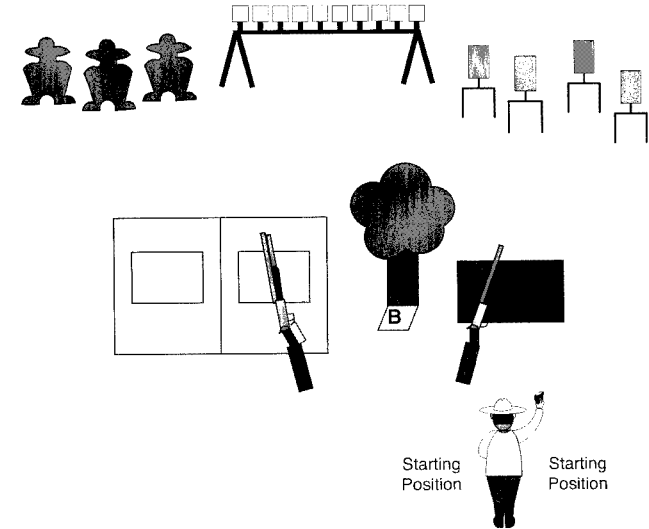
## IOM Stage 4 - Looking for a fight?

Sponsored by  
ROLLIN CHOPSTIX

Red Laughlin was a fighting man. To get ready for a big fight he was in his favorite bar letting men hit him to toughen him up. As the night went on he noticed some men making fun of him. He said the next man who makes a joke about him he'd hit so hard, he'd see stars for week. The next man in the bar was Red's best friend Sean and when Sean saw what was going on he said, "Dang Red your face is starting to look like a Jack-o-Lantern." As Red grabbed Sean to punch him, Sean shot him to save his own life.



## Stage 4



Round Count: 10 Pistol 10 rifle 4+ shotgun

Staging: Pistols holstered, rifle in right window, shotgun on table at right

Starting: On either side of Big Red Laughlin, hands on Big  
Position Red's shoulders

Starting Line: Give Ol Big Red a slap across the face  
"You're starting to look like a Jack-O-Lantern"

ATB: Move to shotgun engage knockdowns any order make shotgun safe, move to rifle engage the plate rack (Any plates not down can be made up by reloading rifle) make rifle safe move to left window and engage the three pistol targets with at least 1rd each for 10rds.

## IOM Stage 5 - The Desert Story


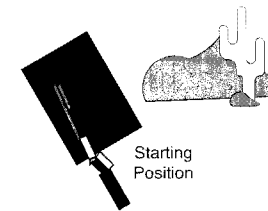
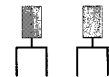

Sponsored by

### COWBOY ACTION PRODUCTS

It had been 3 days since Brian McFarland horse had died and left him stranded in the desert. It wasn't long after his water ran out that he started hallucinating. Standing in the bright sun with his rifle in hand, he saw four leprechauns dancing and mocking his fate. He took aim at the rascals and started shooting till he fired his last shot.



## Stage 5



Round Count: 10 Pistol 10 Rifle 4+ Shotgun

Staging: Pistols holstered, rifle in hand, shotgun on right barrel/table

Starting Position: By wagon with rifle in hand

Line: "Dance you little buggers !"

ATB: With rifle engage the four rifle targets in a 2-3-3-2 sweep make rifle safe, move to shotgun engage the two knockdown's move to table engage other two knockdowns make shotgun safe, with pistols engage the pistol targets in a 2-3-3-2 sweep.



IOM Stage 6 - Looking for a party tonight  
Sponsored by

CIMARRON ARMS & TEXAS JACKS

Colin Finnegan had been running a streak of bad luck ever since he left Ireland. He thought America would be his shot at redemption. While panning for gold around SwampWater he had decided to give up and move into town. As he turned to leave the camp he looked down and saw a gold nugget the size of a tin cup. He packed his things and headed for town.



Stage 6



Round Count: 10 Pistol 10 rifle 6 + shotgun

Staging: Pistols holstered, rifle & shotgun on bar in saloon

Starting Pos: Bank window ,both hands on gold nugget

Starting Line: 'We're havin' one heck of a party tonight !'

ATB: With pistol(s) alternate on two left pistol targets for 5rds move to bank doorway put 5rds on right pistol target ,move to rifle in saloon and alternate on a outside target and center target for 5rds then put 5rds on other outside target make rifle safe with shotgun engage knockdowns till down

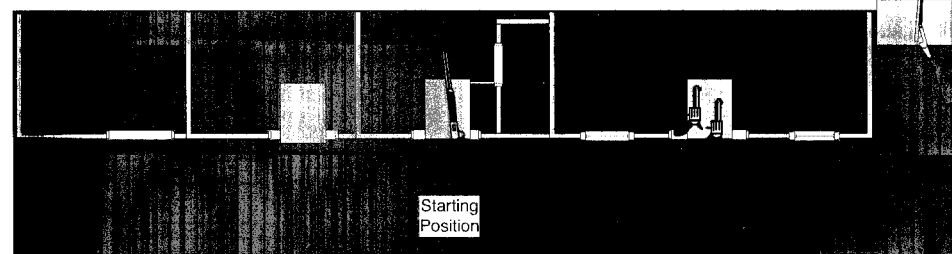
IOM Story 7 "So where's Bob!"  
Sponsored by

RECOLLECTIONS

Billy the Kid was known by his friends as Bill McCarty and you either liked him or feared him. The two deputies holding him in the Lincoln County jail on April 28th 1881, James Bell and Bob Ollinger, feared him and for good reason. Billy got out of his shackles, got Bell's gun and shot him. As Bell stumbled into the street, Ollinger came running to help his friend. Billy grabbed Ollinger's 10 gauge shotgun and, standing at the top of the jailhouse stairs, leveled the gun at Ollinger. Before firing he yelled to the deputy, "Hello Bob" and shot him with both barrels.



Stage 7



Round Count: 10 Pistol 10 Rifle 4+ Shotgun

Staging: Pistols staged in hotel doorway, rifle staged in jail doorway, shotgun in alley way

Starting Pos: In front of jail holding handcuffs

Starting Line: "So where's Bob"

ATB: With rifle engage the rifle targets with 2rds each from either end then place 4rds on center target make rifle safe move to your pistols and engage targets by sweeping with 1rd each from either direction then placing 2rds on center target repeat instructions for 2<sup>nd</sup> pistol move to alley way and with shotgun engage knockdowns till down.



IOM Stage 8 - Win a \$50 Gold piece

Sponsored by  
EVIL ROY SHOOTING SCHOOL

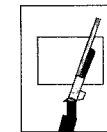
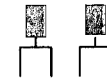
Billy McGuinness ran a shooting game at the traveling Country Fair. A person had to shoot six shotgun targets in six seconds for a chance to win a \$50 gold piece. "Step right up" Billy would say, "Show the ladies what you can do, it only cost a dollar to try."

Start line: "2-hits, 4-hits, 6-hits for a dollar!"

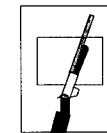
Shooter gets a raffle ticket after shooting the stage.  
Drawing at awards for \$50.



Stage 8



Starting Position



Starting Position

Round Count: 10 Pistols 10 rifle 6+ shotgun

Staging: Pistols holstered, rifle center table, shotgun port arms

Starting Pos: Behind left or right window ,shotgun cowboy port arms

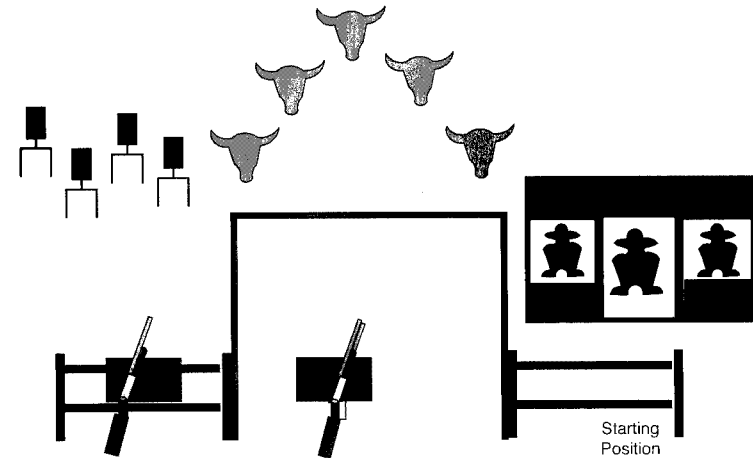
Starting Line: "2 hits 4 hits 6 hits for a dollar"

ATB: Engage two knockdowns thru window move to other window and engage two knockdowns thru window move to center table engage last pair of knockdowns make shotgun safe with rifle engage the five rifle targets in a 2-1-4-1-2 sweep from either direction make rifle safe with 1<sup>st</sup> pistol engage the three pistol targets in a 2-1-2 sweep from one direction then with 2<sup>nd</sup> pistol from opposite direction.

IOM Story 9 - The Dublin Gang

Sponsored by  
A SIGN COMPANY

The Dublin Gang was a group of notorious cattle rustlers in the Amarillo area who happened to be all Irish men. Their leader was Mack "The Shank" Mulligan, a cold blooded killer. Marshall Riley knew if he could kill Shank the rest would surrender. He caught up with them at a line shack outside of town and in a fair gunfight he shot Shank dead with a quick shot through the heart.



Round Count: 10 Pistol 9 Rifle 4+ Shotgun

Staging: Pistols holstered, rifle on right table, shotgun on left barrel/table

Starting Pos: Texas surrender: hand(s) on gun(s)

Line: "They won't be needing a Mulligan after that shot"

ATB: With pistols engage center target with 3rds then each outside target with 1rd each repeat instructions 2<sup>nd</sup> pistol ,move to rifle engage center target with 3rds then each inside target with 2rds then each outside target with 1rd each make rifle safe, move to shotgun engage knockdowns till down

Note: With rifle shooter does not have to cross over when going from inside to outside targets

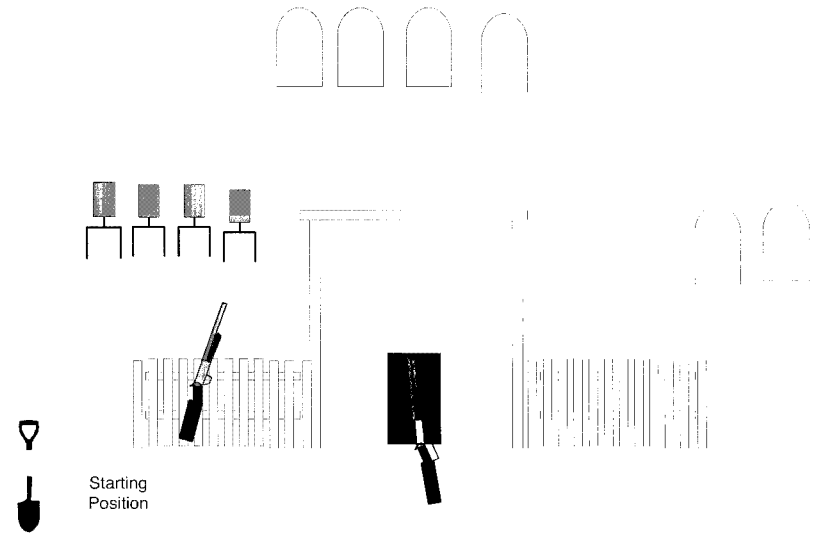
IOM Stage 10 - The Cemetery  
Sponsored by

BROWNELLS , INC. !

Shamus and Derek O'Beirne were just 2 months removed from stepping off a steamer in Boston when they found themselves digging graves in Dodge City. They had set out to strike it rich in America but all they were doing so far was burying bad men in Boot Hill for 10 cents a grave.



Stage  
10



Round Count: 10 Pistol 10 rifle 4+ shotgun

Staging: Pistols holstered, shotgun on left barrel & rifle on right table

Starting Pos: Holding shovel both hands

Starting Line: "Well Shamus, when does that rich part happen ?"

ATB: With shotgun engage the four knockdowns till down make shotgun safe move to rifle with rifle engage the rifle targets in a Lawrence Welk (1rd,2rds,3rds,4rds) make rifle safe move past fence and engage pistol targets in a Lawrence Welk sweep by alternating on two pistol targets