

Gold Coast Gunfight 2014

The old west was full of characters, both good and bad, that were handy with a gun. Prior to the appearance of regular law enforcement there were bands of citizens that form Peace or Vigilance Committees to maintain order. Eventually, regular lawmen started to appear. Though it often took unsavory types to pin on a badge and attempt to tame rowdy groups that were used doing anything they could get away with.

It was a colorful era, and the civilized world was eager to read of the exploits of many a good and bad man. Reputations were gained, most were well earned while others were slightly embellished, and still others overlooked by the mainstream tabloids of the day.

Hollywood quickly capitalized on bringing western legends to the screen. We all loved the days watching our hero's like Hopalong Cassidy, Lash La Rue, Audie Murphy, Matt Dillon (with Miss Kitty), and of course, that icon of the western, John Wayne.

In highlighting the adventures of our Hollywood hero's we didn't want to overlook some of the obscure but real old west characters that breathed life into the old west lure and were responsible for taming such a lawless land. I have always found interesting similarities between some of these real characters and Hollywood characters.

Need examples? Take Bass Reeves, favorite US Marshall of Judge Isaac Parker .. the hanging judge. A lawman for 32 years bringing in thousands of bad guys. I suggest that his exploits were the basis of the Clint Eastwood movie "Hang 'Em High".

Commodore Perry Owens, an Arizona Ranger famous with his Winchester '73, sounds like a good Chuck Connors Rifleman story to me.

Who can forget Gene Hackman's character in "The Quick and the Dead". Mean and equally deadly with either hand, sounds like El Paso's Marshall Dallas Stoudenmire; plus when old Gene shot his opponents thumb off to prevent him from cocking his pistol, only one person in recorded history ever did that in the old west, I refer to Luke Short.

Then there is Mysterious Dave Mather. Not sure what movie would quite fit his exploits but it has Clint Eastwood written all over it!


I read that old west legends, much like Hollywood legends, were based upon three things 1) actual events, 2) distortion of actual events, or 3) outright fabrications. No matter which our shoot is based upon, we hope you enjoy yourself at "Legends of the Old West, History or Hollywood".

Stage 1

John Wayne

The year is 1876, Custer is dead and the herds of Buffalo have returned. Cheyenne and Sioux Medicine men see this as an omen. Captain Nathan Brittles, US Cavalry out of Fort Stark is days short of retirement. He is going on his last patrol and wants to find a way to stop the Indian War before it starts. Capt. Brittles takes the Company out, late at night near the Indian village. He splits his command in half. One group is sent to spook the Indian ponies and run them through the village and out the other side. The other half is there to keep the Indians from following. Captain Brittles says "No Ponies ,no Indian war"

2 Pistols 5 rds each holstered
Rifle 10 Rds – Staged and re-staged safely
Shotgun 4 Rds – Staged and re-staged safely



Shooter starts at Left opening with rifle staged safely.

Start Line: **"No Ponies , No Indian war"**

ATB:

With rifle from left opening, starting on either side, do a modified pendulum sweep, 1 on 1st target, 2 on 2nd target, 1 on 3rd target, 2 on 4th target, 1 on 3rd target, 2 on 2nd target, 1 on first target.

(IE if starting on left; R1,R2,R2,R3,R4,R4,R3,R2,R2,R1)

Re-stage rifle safely.

Then move to shotgun and from center position shoot poppers, PMF,

Re-stage shotgun safely.

Pistols: From right opening, starting on either side, do a modified pendulum sweep 1 on 1st target, 2 on 2nd target, 1 on 3rd target, 2 on 4th target, 1 on 3rd target, 2 on 2nd target, 1 on first target.

(IE if starting on left; P1,P2,P2,P3,P4,P4,P3,P2,P2,P1)

Stage 2


Dallas Stoudenmire

Standing 6'3" Dallas Stoudenmire was an imposing figure, even unarmed! Normally armed with 2 six guns, and equally deadly with either, he was one of the most feared lawman in the old west. A Texas Ranger, US Marshall, and the Marshall that tamed El Paso, he was ornery when sober and downright mean when drunk. His first task as Marshall in El Paso was retrieving the keys to the jailhouse from a drunk deputy that refused to give them up. He promptly grabbed the deputy and turned him upside down and shook him till the keys fell to the floor. That same deputy tried to ambush him some months later (at the prompting of the new Marshall's enemies), yet so afraid of Stoudenmire was the deputy that he missed with both barrels of a shotgun (yea, like none of us have done that before!). Stoudenmire quickly pulled both pistols and unleashed 8 rounds into his assailant severing his testicles among other things, then watched the man bleed to death in the street.

2 Pistols 5 rds each holstered

Rifle 10 Rds – Staged and re-staged safely

Shotgun 4 Rds – Staged and re-staged safely



Shooter starts behind cowboy hands not touching guns, ammo, or a prop.

Start line: **“I said give me the keys!”** ATB knock down the cowboy.

1st Pistol: From cowboy, In any order, Place 1 round on either outside target, and 4 rounds on center target. Re-holster

THEN!!

2nd Pistol: From cowboy, In any order, Place 1 round on the other outside target (opposite 1st Pistol), and 4 rounds on center target. Re-holster

Move toright window,

Rifle: From right window, In any order (for the first 5 rounds), Place 1 round on either outside target, and 4 rounds on center target, **THEN** in any order (for the 2nd 5 rounds) place 1 round on the other outside target, and 4 rounds on center target.

Restage rifle safely

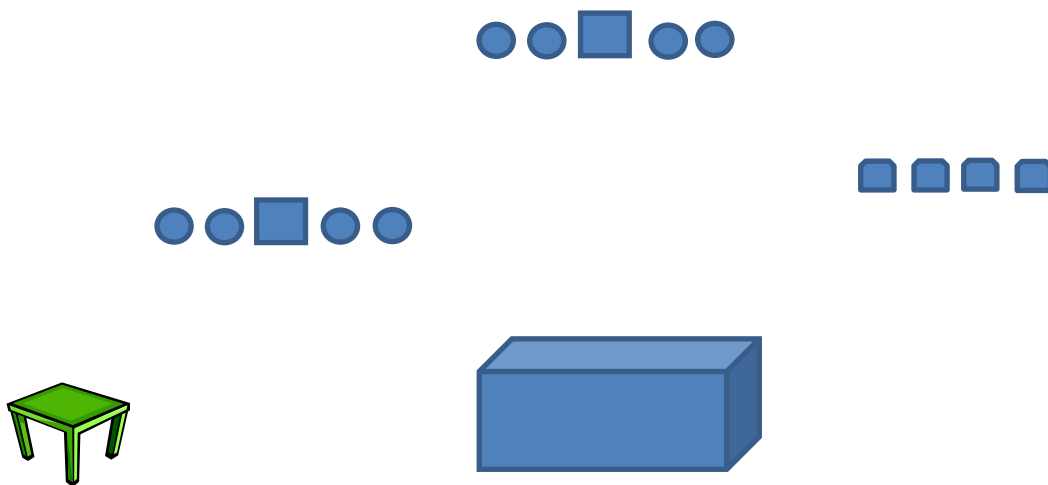
Shotgun: From left window, shoot the poppers, PMF. Restage shotgun safely

Stage 3

Miss Kitty (Dodge City, Long Branch Saloon)

Miss Kitty the Proprietor Long Branch Saloon is a combination of brains and beauty. The Saloon is packed. Two rival Texas outfits are arguing with each other. Miss Kitty steps between them to quiet them down. As she starts to speak a shot rings out, she takes cover behind an overturned table. The noise brings Marshal Dillon, with Chester and others to see what's up. The Texans now turn their attention to the Marshal and open fire. The Marshal says "Shoot straight, that's Miss Kitty out there"

2 Pistols 5 rds each holstered
Rifle 10 Rds – Staged and re-staged safely
Shotgun 4 Rds – Staged and re-staged safely



Shooter starts seated with both hands on table.

Start Line: **"Shoot straight, that's Miss Kitty out there"**

ATB knock over the table / stand up and start with pistols:

1st Pistol: From table; double tap center target (P3), then single tap targets (in order) P2,P1,P2.

Re-Holster (Target placement P1 P2 P3 P4 P5)

2nd Pistol: From table; Double tap center target P3, then single tap targets (in order) P4,P5,P4.

Re-Holster. (Target placement P1 P2 P3 P4 P5) Move to rifle;

Rifle: From bar; double tap center target (R3), then single tap targets (in order) R2,R1,R2. Then double tap R3, then single tap targets (in order) R4,R5,R4.

Re-stage rifle safely. (Target placement R1 R2 R3 R4 R5)Move to shotgun;

Shotgun: From right side of bar, Shoot Poppers any order, PMF.

Stage 4


Commodore Perry Owens

Commodore Perry Owens, also known to history as CP Owens. Was as cool nerved an Arizona Ranger as they came. When CP became sheriff of Apache County Arizona there were a number of warrants left unserved by the previous sheriff. Owens took it upon himself to serve the warrants. One particular bad guy was holed up in a cabin with 11 others. All alone, Owens knocked on the door and announced he had a warrant, and was promptly met with armed resistance. Owens with his trusty '73 at the ready, shot the first assailant through the door, as others in the cabin joined the fight, Owens, instead of seeking shelter backed into the street to obtain a clear field of fire on the house; anytime someone showed a piece he took it from them. Four bad guys did not walk away that day and the rest surrendered.

2 Pistols 5 rds each holstered

Rifle 10 Rds – Staged and re-staged safely

Shotgun 6 Rds – Staged and re-staged safely



Shooter starts behind knock down door with rifle at cowboy port arms

Your line: **"I have a warrant"**

ATB: Knock down the door and with rifle:

Rifle: From doorway, shoot each round target 1 time each then the square target 3 times, THEN shoot each round target 1 time each and then the square target 3 times.

Re-stage rifle safely.

Then shooter's choice of shotgun or pistol:

1st Pistol: From right window. Shoot each round target 1 time then the square target 3 times.

Re-holster

2nd Pistol: From right window. Shoot each round target 1 time then the square target 3 times.

Re-holster

Shotgun: From left window, Shoot poppers, PMF

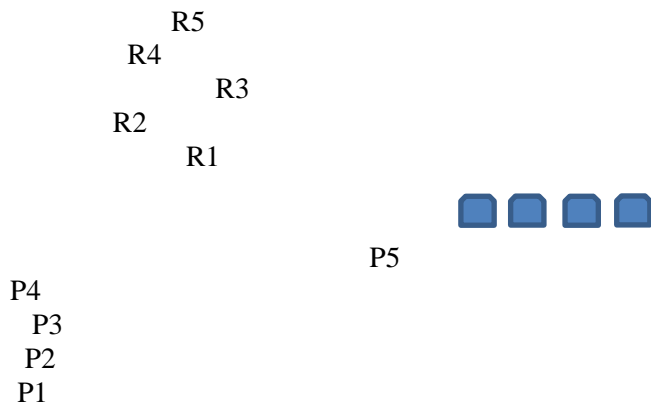
Re-stage shotgun safely

Stage 5

Hopalong Cassidy

The Jones Gang rides into town, then hold up the Bank as well as the Wells Fargo Office. This large gang then splits into three groups and escapes. Hoppy with his partner Lucky and sidekick California Carlson give chase. They head North and trail the smaller group for a day. The outlaws seem to be headed for the Boulder hills. As they approach the Boulders a shot wizzes past Lucky's ear. They take cover and fire back. Hoppy asks why all these holdup men come to these same Boulder hills to make their stand? Hoppy says "Let's return some lead"

2 Pistols 5 rds each holstered re-holstered
Rifle 10 Rds – Staged and re-staged safely
Shotgun 4 Rds – Staged and re-staged safely



Shooter starts at any position, any gun in any order; hands not touching guns or ammo.

Line: **“Let's return some lead!”**

ATB

1st Pistol: From Right side of right rock, Sweep targets either front to back (P1 to P-5) or back to front (P5 to P1) Re-Holster

2nd Pistol: From right side of right rock, Sweep targets opposite direction as 1st pistol, re-holster.
(example for both pistols: P1,P2,P3,P4,P5 – P5,P4,P3,P2,P1)

(Note: Pistols are a Pendulum sweep either front to back or back to front)

Rifle: From Behind wagon, Pendulum sweep targets either front to back (R1 to R-5) or back to front (R5 to R1) for 10 rounds. (example: R1,R2,R3,R4,R5,R5,R4,R3,R2,R1)

Re-Stage Rifle safely.

Shotgun: From inbetween rocks, Shoot Poppers any order, PMF. Re-stage shotgun safely.

Stage 6

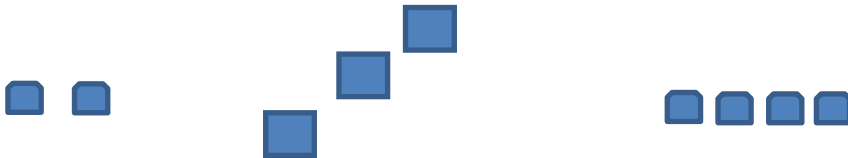
Audie Murphy

The year is 1879. Capt. Jeff Stanton US Cavalry from Ft. Apache is on a mission to recover a wagon load of stolen 1873 rifles. They are tracking the heavy wagon, the wagon is moving slowly. If these rifles reach the main body of Indians, the Indians will have enough firepower to go on the Warpath. Capt. Stanton gets in front of the wagon and sets a trap to catch the wagon in a dry wash, with no way to turn and run. As the Redskins approach the order is given. "Troopers, fire at will"

2 Pistols 5 rds each holstered

Rifle 10 Rds – Staged and re-staged on horse

Shotgun 6 Rds – Staged and re-staged on horse



Shooter starts at any position one hand on hip and one hand pointing downrange, any gun at any time; rifle cannot be last.

Start Line: **"Troopers, fire at will"**

Rifle and Pistols: From behind wagon. Shoot from left to right, shoot the 1st target 2 times, the 2nd target 4 times, the 3rd target 6 times, and the 4th target 8 times.

Re-holster pistols and re-stage rifle safely


Shotgun: Shoot 2 poppers from left fort opening, and 4 poppers from the right fort opening. PMF
Re-stage shotgun safely.

Stage 7

Luke Short

Luke Short, saloon owner, gambler, gunfighter extraordinaire! Men feared him, women adored him, undertakers loved him because he shot 'em where it didn't show. Luke was likely the fastest gun in the old west as he demonstrated more than once. He owned a saloon in Ft Worth where a former sheriff ran an extortion racket. When Luke refused to pay the ex-sheriff decided to make an example of a supposedly unarmed Short in the street. The ex-sheriff drew but Luke drew faster and shot the man's thumb off so he couldn't cock the pistol. Undeterred the ex-sheriff switched hands, so Luke unleashed four more for rounds into him before the ex-sheriff hit the ground, dead. Another occasion, in Dodge City, where Luke owned the Long Branch Saloon, he was in an altercation with one of Bat Masterson's friends. Bat broke it up and the friend left the saloon, however, later that evening when Luke and Bat exited the saloon, the man was waiting in ambush. He grabbed Luke's coat and flung him into the street with his pistol already at the ready. Luke quickly drew and fired 2 rounds at such close range it set the man's shirt ablaze. As he lay dead and burning in the street Luke coolly re-holstered turned to Bat and said, "You sure pick some of the damnedest friends Bat!"

2 Pistols 5 rds each holstered
Rifle 10 Rds – Staged and re-staged safely
Shotgun 4 Rds – Staged and re-staged safely



Shooter starts either Pistol position, or shotgun position; hands at sides.

Start Line: **“You sure pick the damnedest friends!”**

ATB

1st Pistol: Shoot the 2 targets to the left of the lamppost 1 time each, and then triple tap the target to the right of the lamppost. (P1,P2,P3,P3,P3) Lamppost will be in between targets 1-2 and 3; if you must move then do so safely with the pistol not in a condition ready to fire. Shooting the lamppost will be a MDQ (impact within 5 feet of shooter). Re-Holster.

Move to left window.

2nd Pistol: Double tap left target, and triple tap right target. (P4,P4,P5,P5,P5)

Re-holster

Move to right window

Rifle: Sweep targets either direction 1 on first, 1 on second, 3 on third, 2 on fourth, and 3 on fifth target. (ex: R1,R2,R3,R3,R3,R4,R4,R5,R5,R5) or same sequence (single, single, triple, double, triple) starting on R5.

Re-stage rifle safely.

Move to right side of window, between window and horse.

Shotgun: In Any Order; Shoot Poppers, PMF.

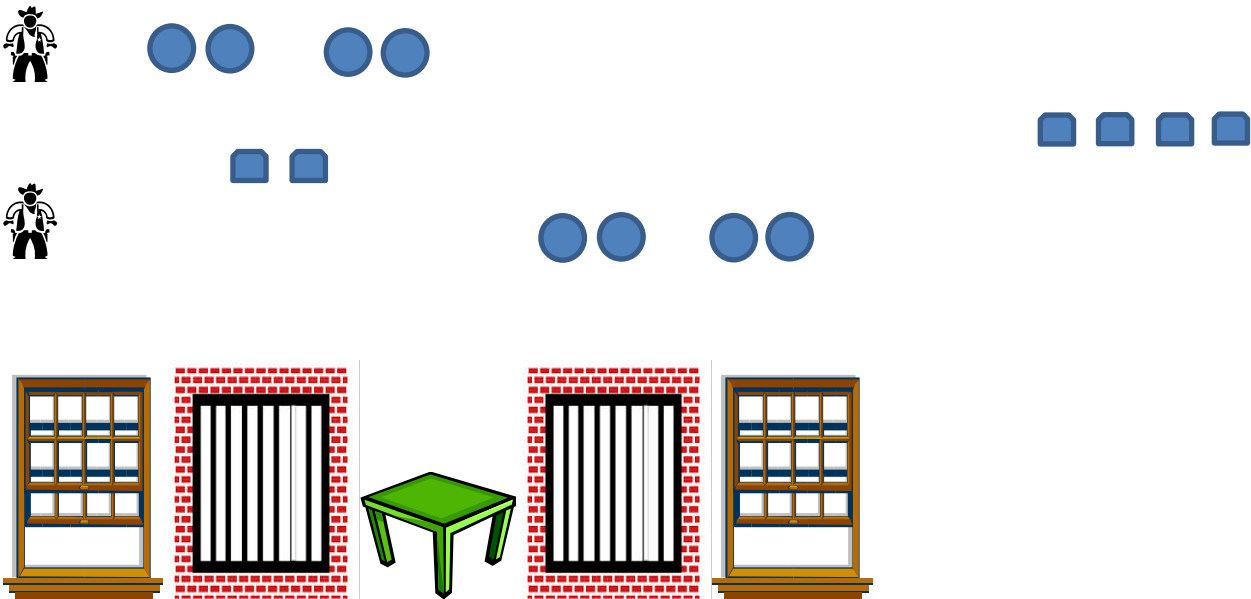
Re-Stage Shotgun Safely

Stage 8

Bass Reeves

Many lawman in the old west were about as shady of characters as they come, skirting between upholding the law and being criminals themselves. Bass Reeves was certainly not one of those lawman. Bass was a former slave, and the first black US Marshall west of the Mississippi, his career spanned 32 years and was reportedly Judge Isaac Parker's favorite (Isaac Parker being the famous hanging judge). Bass brought to justice some 3000 felons, was in numerous shoot outs where he killed 14 outlaws, but was never wounded even though there were plenty of close calls. Once he even accepted a murder warrant on his own son, tracked him down and brought him in to be tried. That, folks, is integrity ... although not the person I would want to call Dad!

2 Pistols 5 rds each holstered
Rifle 10 Rds – Staged and re-staged safely
Shotgun 6 Rds – Staged and re-staged safely



Shooter starts at either left or right jail bars with both hands on bars,

Line: **"I'm here to take you in"**

ATB move to center table:

1st Pistol: From behind center table, shoot 1 rd on center target, then double tap either 2 each left side or right side targets. Re-Holster

2nd Pistol: From behind center table, shoot 1 rd on center target, then double tap the opposite side 2 each targets that you shot on the first pistol. Re-holster

then

Rifle: From left window, shoot 1 rd on center target, then double tap either 2 each left side or right side targets; then shoot 1 rd on center target, then double tap the opposite side 2 each targets that you shot on the first 5 rounds.

Re-stage rifle safely.

then

Shotgun: Shoot 2 poppers from left window, and 4 poppers from right window in any order. PMF

Stage 9

Mysterious Dave Mather

Louis L'Amour once said there were three types of lawmen in the old west.


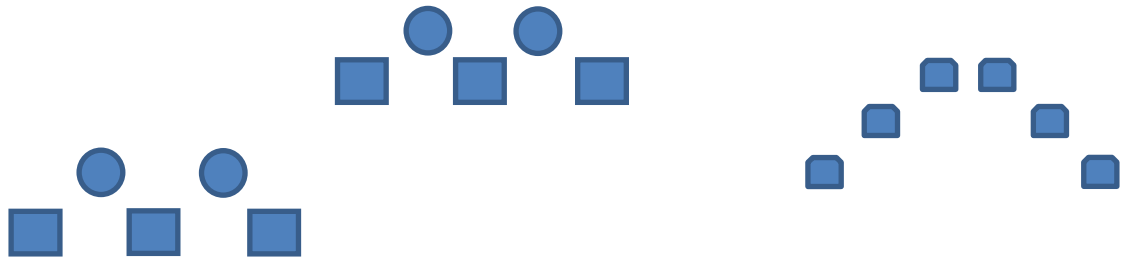
- 1) The Bat Masterson's, who were concerned with your rights and gave you a chance to surrender.
- 2) The Wild Bill's, who would post your name to be out of town by sundown or be shot.
- 3) The Mysterious Dave type who simply killed his enemies on sight, no talk, no warnings, just hot lead!

Dave, who often rode both sides of the law, was recognized as one of the most dangerous lawmen around. As a deputy in Dodge City a gang of 7 men were in the saloon and soon ran afoul of the sheriff. They shot the sheriff who staggered outside and collapsed in the street. Dave appeared swearing to avenge the sheriff's demise; he strode right into the Long Branch Saloon and quickly killed all seven.

2 Pistols 5 rds each holstered

Rifle 10 Rds – Staged and re-staged safely

Shotgun 6 Rds – Staged and re-staged safely



Shooter starts at either pistol or shotgun, hands at sides not touching guns/ammo

Line: **"I'll Avenge You"**

ATB

Pistols: From left Window, In any order, Double tap all square targets, and single tap each round target. (total of 10 rounds); Re-holster

Rifle: From behind center table. In any order, Double tap all square targets, and single tap each round target. (total 10 rounds). Re-stage rifle safely.

Shotgun: From the right window. Shoot the poppers, PMF
Re-stage shotgun safely.

Stage 10

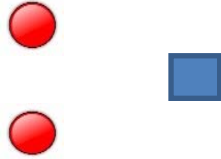



Lash La Rue

Lash along with his sidekick Fuzzy St John are on the lookout for some rustled cattle. They reach the Rail-head and start looking for cattle with brands of the stolen beef. They move from one pen to another, and see cattle with the stolen brands being loaded on to the train. Lash asks a rough looking cowpoke where he got the beef from. The cowboy says "Mind your own business or eat some lead". At the point the cowboy starts to clear leather with his gun. Lash pulls his Bullwhip and flicks the man across the hand, the gun goes flying. Some of the cowboy's partners start shooting. Looks like we are in for a gunfight

10 pistol, holstered

10 rifle, staged on horse

4 shotgun, staged on horse



Shooter starts behind horse trough with pistols and end with shotgun, or at shotgun position starting with shotgun and ending with pistols.

One hand will be holding whip, the other hand pointing downrange.

Line, "**He won't be using that gun-hand any time soon**"

ATB:

1st Pistol: Behind horse trough. Single tap 1 vertical target (either top or bottom), then double tap right target, then single tap **each** vertical target (top and bottom). (1-2-1-1 sequence)

Re-holster. Move to the right of the cactus and with second pistol,

2nd Pistol: Behind horse trough. Single tap 1 vertical target (either top or bottom), then double tap right target, then single tap **each** vertical target (top and bottom). (1-2-1-1 sequence)

Re-holster.

Move to the right of the left horse behind corral and with rifle:

Rifle: Single tap 1 LEFT SIDE vertical target (either top or bottom), then double tap Center target, then single tap **each** LEFT SIDE vertical target (top and bottom). (1-2-1-1 sequence)

then, Single tap 1 RIGHT SIDE vertical target (either top or bottom), then double tap Center target, then single tap **each** RIGHT SIDE vertical target (top and bottom). (1-2-1-1 sequence)

Shotgun: From right side of right horse, Shoot poppers, PMF

Stage 1

Bases: 8

Uprights: 2 Blue

4 White

2 Red

Targets: 4 18" Round

4 18" Square

4 Poppers (place 2 extra poppers on this stg to be used day 2)

Props: Fort Apache Alley way walls set up like fort, 1 table

Stage 2

Bases: 8

Uprights: 4 White

4 Blue(**put 1 extra Blue upright for day 2**)

Targets: 4 18" Round

2 Big Sam

4 Poppers

Props: 2 Walls with window, Knock down cowboy

Stage 3

Bases: 10

Uprights: 5 White

5 Blue

Targets: 8 18" Round

2 18" Square

4 Poppers(**stage 2 extra poppers for day 2**)

Props: Bar, Knock over table, 1 Half moon table, Chair, Miss Kitty

Sign: Longbranch Saloon

Stage 4

Bases: 6

Uprights: 2 Red

2 White

2 Blue

Targets: 4 18" Round

2 18" Square

6 Poppers

Props: 2 Walls with windows, Knock down door

Stage 5

Bases: 10

Uprights: 2 Medium Red

2 Tall RED

2 White

2 Short BLUE

2 Tall Blue

Targets: 5 Cowboys(**pull 6 cowboys from trailer, 1 will be needed on Stg 8 day 2**)

5 18" Square

4 Poppers

Props: 2 Rock Tables, 1 Staging Rock, Wells Fargo Wagon, strong box

Stage 6

Bases: **5** Move the 2 of the extra bases to Stage 7 and 1 to stage 9

Uprights: **Keep 1 red, 1 white and the 2 blue, find a tall Red in trailer**

1 Medium Red

1 Tall RED

1 White

2 Tall Blue

Targets: 3 18" Square (**move the 4th square to Stg 7**)

Big Sam (**take Big Sam from Stg 2**)

6 Poppers

Props: Fort Apache- Alley way walls set up like fort (**same set-up as day 1**)

Wagon (**move wagon from Stage 5 of day 1**)

Stage 7

Bases: 10 (**Obtain 2 bases from Stage 1**)

Uprights: 5 White (**take 1 white from Stg 1**)

5 Blue (**Get a Blue upright from trailer**)

Targets: 4 Cowboys (**take the 4 cowboys from stage 5**)

4 18" Square (**Take 1 square from Stage 1, and 1 from Stage 3**)

2 18" Round (**Move the extra 2 round to Stg 10**)

4 Poppers

Props: Lamp Post, 2 Walls with windows, 1 long gun staging horse

Long Branch Saloon sign (from Miss Kitty stage)

Push the 2 walls together and place the lamppost on left side, horse on right

Stage 8

Bases: 10

Uprights: 5 White

5 Blue

Targets: 8 18" Round (**already on stage**)

2 Cowboys (**take 1 cowboy from Stg 5 and the 1 that was laid out at Stage 5**)

6 Poppers

Props: 2 Jail Walls with windows, 2 shorts jail bars, 1 table

Stage 9

Bases: 10

Uprights: 3 Red

5 White

2 Blue

Targets: 4 18" Round (**already on stage**)

6 18" Square (take 3 square from Stg 5,

6 Poppers

Props: 2 Walls with windows, 1 table

Stage 10

Bases: 9

Uprights: 4 Double

2 Blue

2 White

Targets: 8 18" Round

2 18" Square (**move 3 square to stage 9**)

Big Sam

4 Poppers

Props: Horse watering trough, hitching post, 2 long gun staging horses

A safe Bullwhip to flick as we start the stage.