

ANCIENT CITY SHOOTING RANGE &
THE GHOST TOWN GUNSLINGERS


WELCOME YOU
TO THE
FIGHT *for* FLORIDA



2016 SASS FL STATE CHAMPIONSHIP

The Siege
at St Augustine


SPONSORED BY:



JANUARY 7-10, 2016
ANCIENT CITY SHOOTING RANGE
SAINT AUGUSTINE, FLORIDA

Stage 1 - Wagon

Range Officers:
MACINAW & LIGHTLOAD



Ammo: 10 Pistol, 10 Rifle, 4+ Shotgun

Staging: Shotgun staged on left barrel, RIFLE staged on rear of wagon, pistols holstered

Procedure: Shooter starting from either right or left ringing the dinner bell


Line: "Come and Get It"

Sequence: **Atb** if starting from left with Shotgun; knock 'em down; **with rifle** engage targets in a continuous Nevada sweep for 10 rounds; **with pistols** 2 on every target, no double taps

Stage 2 - Trading Post

Range Officer:
WIGLEY DOWN YONDER

SPONSORED BY: WIGLEY DOWN YONDER



Ammo: 10 Pistol, 10 Rifle, 4+ Shotgun

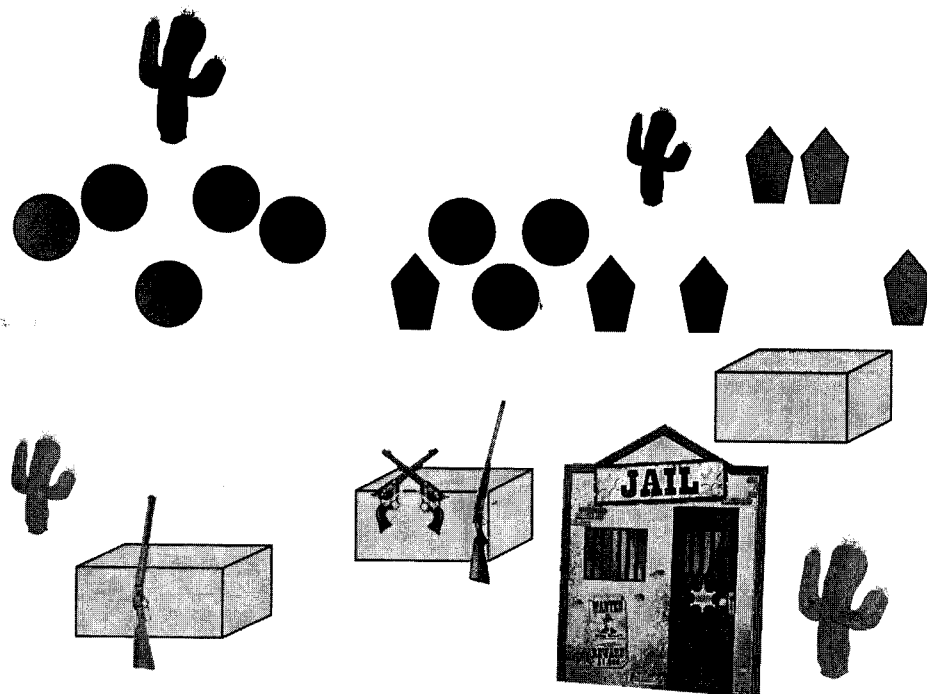
Staging: Rifle staged on center table, shotgun on either right or left table, pistols holstered

Procedure: Shooter in doorway holding fur with both hands
Line: "There's something about furs"

Sequence: **ATB with Shotgun** engage 2 knock downs in front of you, take shotgun with you; **with rifle** starting on either end, sweep targets 1 on square, 3 on circle 1 clay—1 clay 3 on circle 1 on square; **with pistols** engage 2 targets on right or left 1 on square 3 on circle, 1 on square. repeat pistol instructions on the other pair of targets; **with Shotgun** Make up any clay if needed move muzzle beyond post engage the 2 targets in front of you

Stage 3 - The Jail

Range Officer:
CASSALONG HOPIDY



Ammo: 10 Pistol, 10 Rifle, 6+ Shotgun


Staging: Rifle staged on left table, Shotgun staged on center table, pistols holstered

Procedure: Shooter standing at left table holding shackles
Line: "You can't shackle me down"

Sequence: ATB with rifle shoot targets in a madman sweep. 4 on center then 2 on each mid targets and then 1 on each outside target (Example 3-3-3-3-2-2-4-4-1-5) with pistol move down range engage targets 4 on center target then from either end double tap sweep all 3 targets; with Shotgun knock the 2 shotgun in front of you, move down range to right table, knock down remaining 4 targets

Stage 4 - Indian Village

Range Officers:
STIRDER & R.P. SLIM



Ammo: 10 Pistol, 10 Rifle, 4+ Shotgun


Staging: Rifle staged on left table, SHOTGUN staged ON right TABLE, pistols holstered

Procedure: Shooter standing BY campfire HOLDING Indian Headdress
Line: "Look at all them chicken feathers"

Sequence: ATB starting on either right or left table, shooting guns in any order (rifle must not be last) At left table with pistol shoot targets in a 2-1-2 sweep; With rifle double tap the 2, TARGETS FOR 10 ROUNDS, At right table with shotgun engage the 4 targets; with pistol shoot targets in a 2-1-2 sweep

Stage 5 - Cracker Cows

Range Officers:
BRONCO MAN & BRONCO LADY



Ammo: 10 Pistol, 10 Rifle, 6+ Shotgun

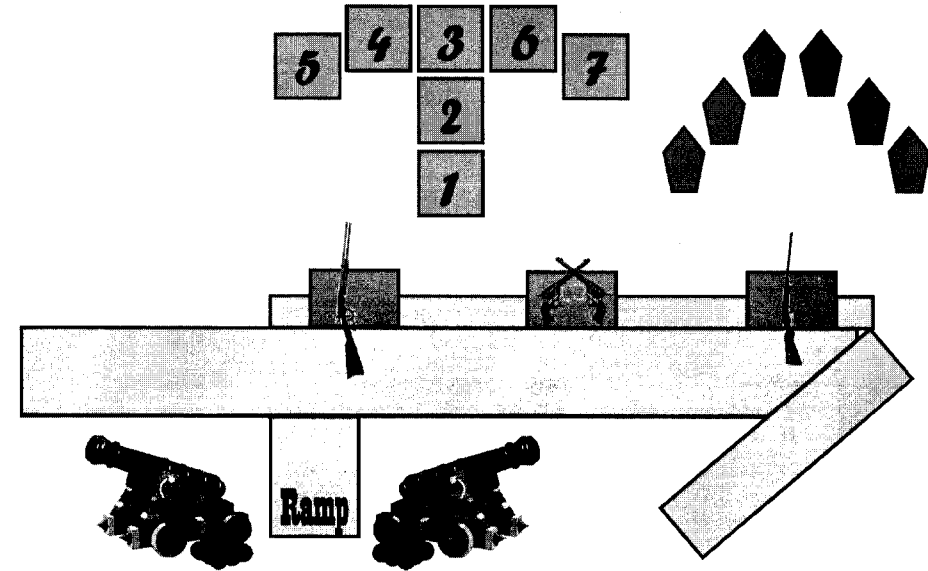
Staging: Rifle staged ON left TABLE, shotgun staged on either right pistol or left rifle table, pistols staged on right pistol table or tables

Procedure: Shooter standing at fence Bullwhip in hand
Line: "I want to be a Cracker Cowboy"

Sequence: ATB starting at either right or left table from left with rifle 1 on down range target, 2 on a inside target, 1 on down range 2 on another inside target, 1 on down range target 2 on 3rd inside target, last round on down range target; with pistols round count 3 on one two on the other Move past cactus repeat instructions; with shotgun make your way through the herd engage the 6 targets

Stage 6 - The Fort

Range Officers:
GENERAL LEE SMOKEY & DAKOTA LIL



Ammo: 10 Pistol, 10 Rifle, 6+ Shotgun

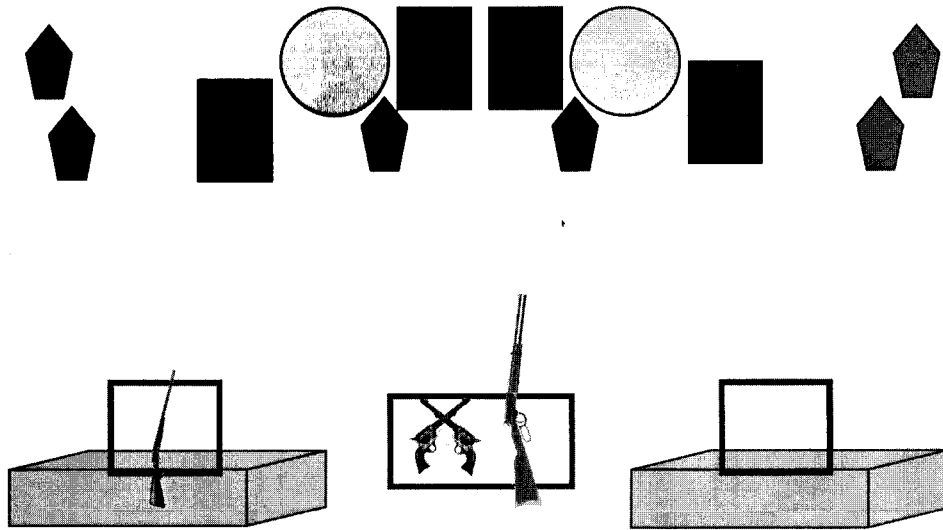
Staging: Shotgun staged ON far right table, rifle staged on left table, pistols holstered

Procedure: Shooter standing BY LEFT table hands on rail back to stage
Line: "There's a bug in my shorts"

Sequence: ATB with rifle engage the 3 vertical targets then the 2 targets to the right or left. REPEAT INSTRUCTIONS shooting the opposite horizontal 2 targets 1-2-3-4-5-1-2-3-6-7; with pistols repeat rifle instructions; with Shotgun engage the 6 targets

Stage 7 - Homestead

Range Officers:
MAJOR MISHAP & ENNAH TIZZY



Ammo: 10 Pistol, 10 Rifle, 6+ Shotgun

Staging: Rifle staged in doorway, shotgun in either right or left window, pistols holstered


Procedure: Shooter at window of choice shaking a rubber chicken
Line: "Winner, winner, chicken dinner"

Sequence: ATB with shotgun engage targets from each opening; with rifle starting from either side shoot targets in a "hawkeye Gin sweep" 1 on first 2 on second 1 on third 1 on fourth 1 on third 1 on fourth 2 on fifth 1 on sixth (Example 1-2-2-3-4-3-4-5-5-6); with pistols repeat rifle instruction

Stage 8 - The Stagecoach

Range Officers:
KORUPT KARL & PREACHERMAN

SPONSORED BY: ARTISTIC BLADES



Ammo: 10 Pistol, 9 Rifle, 4+ Shotgun

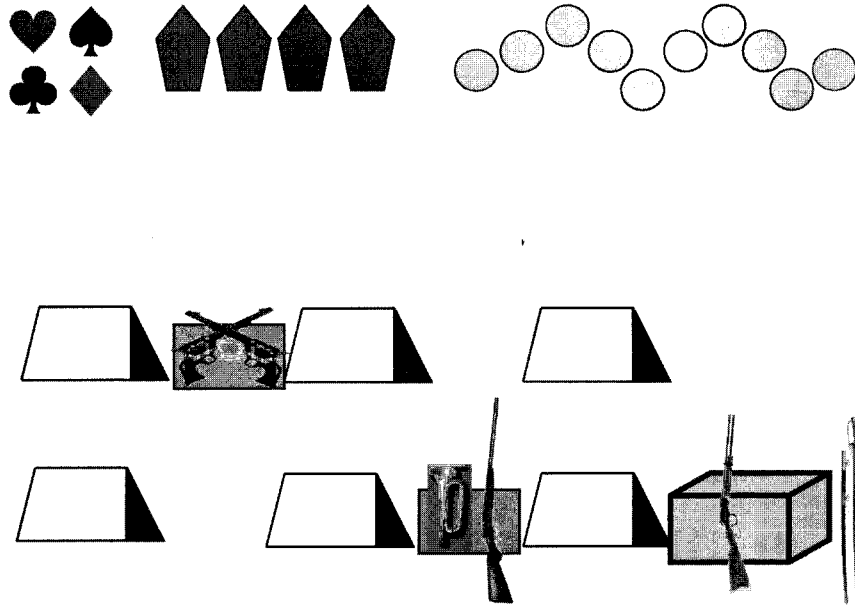
Staging: Rifle staged in Stage door shotgun staged in front of stage, pistols holstered

Procedure: Shooter standing at rear of stage both hands holding saddle bag and rope
Line: "Why is there a rope tied to these saddle bags"

Sequence: ATB PULL THE ROPE then with pistols starting on either right or left, shoot a Lubell sweep 1 on one 3 on three 1 on one, 2 on two 3 on three with rifle engage the swinger, 3 on buffalo 3 on diamond, 3 on buffalo with Shotgun engage the 4 targets in front of you

Stage 9 - Army Camp

Range Officers:
QUICKSDRAW CONNIE & BAD HOMBRE



Ammo: 10 Pistol. 10 Rifle. 4+ Shotgun.


Staging: Rifle staged on Yad rack, shotgun staged on table, pistols Holstered

Procedures: Shooter holding sword with both hands
Line: "Hooyah"

Sequence: **ATB with rifle** sweep the targets from either direction, restage rifle on rack or take it with you **with Shotgun** engage 4 targets, carry bugle to pistol table **with pistols** engage targets in a Hoot sweep 1 on diamond, 2 on spade, 2 on heart, 2 on spade, 2 on heart, 1 on clover

Stage 10 - The Graveyard

Range Officer:
OAKLEY MOUSE



Ammo: 10 Pistol. 10 Rifle. 4+ Shotgun.

Staging: Rifle staged on left table Shotgun staged on right table, pistols holstered

Procedures: Shooter standing at right table holding a skull
Line: "You ain't so brave now!"

Sequence: **ATB with shotgun** targets may be engaged anywhere between RIGHT barrel and down range TABLE with rifle THEN **pistols** 4 rounds on all targets any order.
RIFLE MUST NOT BE LAST