

Lake County Pistoleros

Presents


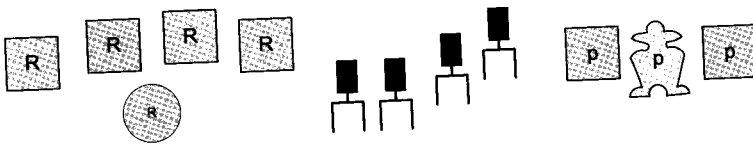
IDES OF MARCH 2018



Hosted By
Eustis Gun Club
March 16-18



Stage 1




Round Count: 10 Pistol, 10 Rifle, 4+ Shotgun

Staging: Pistols holstered, rifle on left barrel, shotgun on table

Procedure: Begin at barrel by rifle holding dynamite in both hands chest high

ATB: with rifle put 2rds on the five rifle targets starting & ending with the circle, with shotgun knock'em down, with pistols in between corral posts engage the three targets with 5rds starting and ending on cowboy, repeat 2nd 5rds

Stage 2



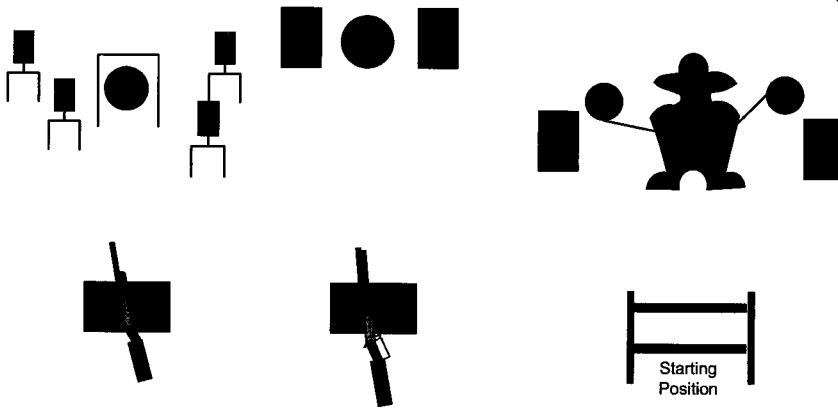
Round Count: 10 Pistol, 10 Rifle, 6+ Shotgun

Staging: Pistols holstered, rifle on center table, shotgun on either outside table

Procedure: Holding beer mug in one hand and other hand on shotgun (shotgun remains flat on table)

ATB: Engage the two knockdowns in front of you. Move to other outside table and engage the two knockdowns. Move to center table and engage last two knockdowns. All knockdowns must be made up from original shooting position. With rifle engage the front two targets with 1rd each then top targets with 3rds each then front targets with 1rd each, with pistols alternate on the front targets 1rd 1rd 3rds 3rds 1rd 1rd

Stage 3



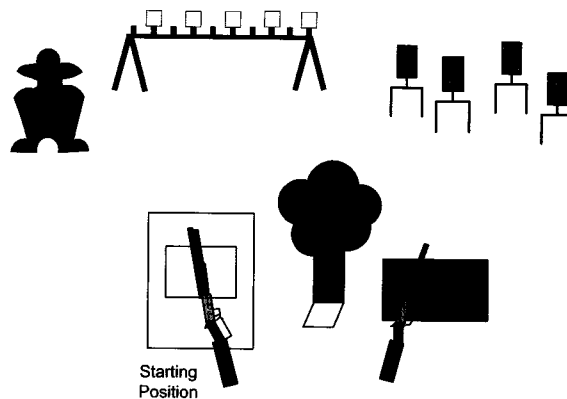
Round Count: 10 Pistol, 10 Rifle, 4+ Shotgun

Staging: Pistols holstered, rifle on right table, shotgun on left table

Procedure: Begin at middle of hitching rail, hands on pistol(s)

ATB: With pistols 1st 5rds engage 1 plate then put remaining 4rds on static target, repeat instructions with 2nd 5rds on other plate & static target, with rifle engage center target with 1rd & outside target with 4rds repeat 2nd 5rds using other outside target, shotgun engage the four kd's till down then if you did not knock pistol plates off engage swinger (golden BB counts) to make up misses

Stage 4




Round Count: 10 Pistol, 10 Rifle, 4+ Shotgun

Staging: Pistols holstered, rifle at left window, shotgun at right table

Procedure: Hands on rifle but rifle must remain flat

ATB: Engage plates on plate rack till down then put remaining rds on cowboy (misses count on cowboy or plates remaining up or any unfired rds) with pistols left of window put 10rds on cowboy then with shotgun knock'em down

Stage 5



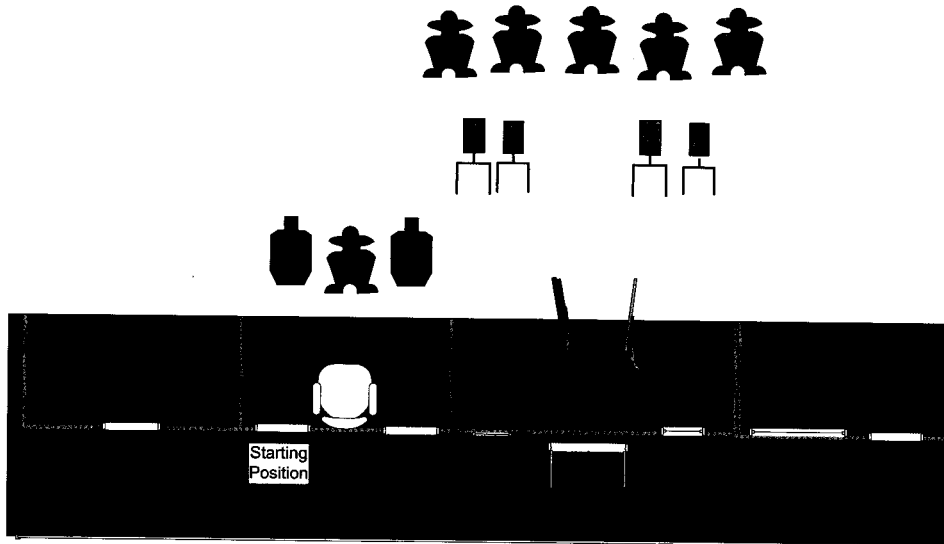
Round Count:
10 Pistol, 10 Rifle, 4+ Shotgun

Staging: Pistols holstered, rifle on right table, shotgun on barrel

Procedure: Begin behind barrel with shotgun in both hands

ATB: with shotgun knock'em down, with rifle engage center target with 4rds then double tap sweep targets from either end, pistols move to right of cowboy with 1st 5rds double tap center target then single tap sweep the targets from either end repeat instructions 2nd 5rds

Stage 6




Round Count: 10 Pistol, 10 Rifle, 4+ Shotgun

Staging: Pistols holstered, rifle & shotgun on bar

Procedure: Begin at left barber shop doorway, holding smock in one hand

ATB: engage the left pair in a 2-1-2 alternation, then move to right barber shop doorway and engage right pair in a 2-1-2 alternation (cowboy is common target), move to bar in saloon with rifle engage the targets in a 2-1-4-1-2 sweep, with shotgun knock'em down

Stage 7



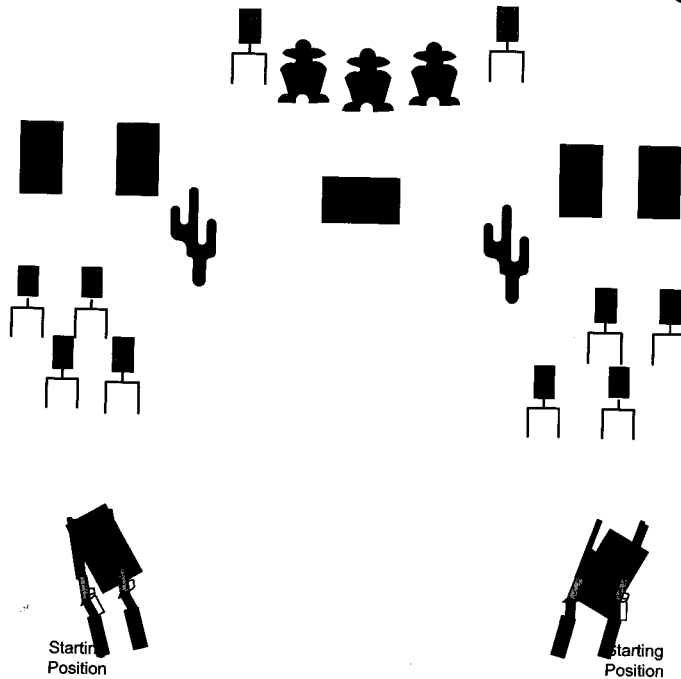
Round Count: 10 Pistol, 10 Rifle, 4+ Shotgun

Staging: Pistols holstered, rifle at jail, shotgun at undertakers(starting) or lawyers(if starting with pistols)

Procedure: Begin at Undertakers or Hotel with hands shoulder height on both sides of door frame

ATB: with shotgun engage 2 KD's till down move to next doorway engage 2 KD's till down, with rifle engage each outside target with 1rd then 3rds on center, repeat instructions 2nd 5rds, from hotel with pistols engage pistol targets same instructions as rifle

Stage 8



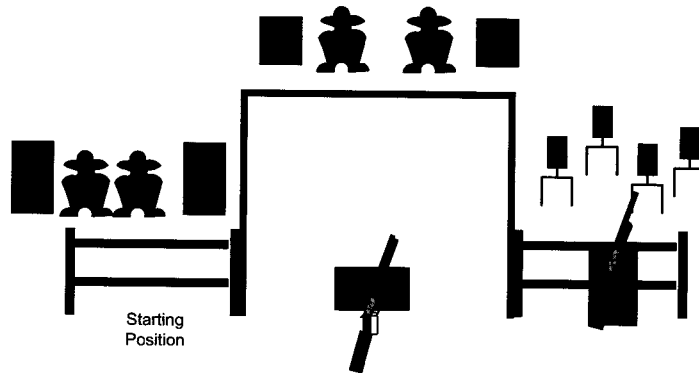
Round Count: 10 Pistol, 10 Rifle, 6+ Shotgun

Staging: Pistols holstered, rifle & shotgun on either barrel

Procedure: Begin at either barrel, holding canteen both hands

ATB: with rifle engage a rectangle in front of you with 2rds then engage the three cowboys with 1rd repeat instructions using other rectangle in front of you (make rifle safe), with shotgun engage the four KD's till down, move to downrange table and engage last two KD's, with pistols put 10rds on the three cowboys

Stage 9




Round Count: 10 Pistol, 10 Rifle, 4+ Shotgun

Staging: Pistols holstered, rifle at center position, shotgun at right position

Procedure: Begin at left position at center of fence, hands at sides

ATB: with pistols engage targets in a HOOT Sweep (single tap an outside target then double tap alternate the two inside targets for 8rds then 1rd on other outside) then move to rifle and do another HOOT Sweep then with shotgun knock'em down

Stage 10



Round Count: 10 Pistol, 10 Rifle, 6+ Shotgun

Staging: Pistols & rifle staged at center position, shotgun at left position

Procedure: start by shotgun holding shovel both hands

**ATB: with shotgun engage up to (maximum) 4 KD's or minimum of 2 KD's make shotgun safe then move to center position with pistols & rifle engage the three targets in a 2-3-10-3-2 Nevada sweep from either direction (pistols & rifle can be shot in any gun order) then go back and knockdown any KD's still up
No penalty if pistols are reholstered**

IOM '18 Shooting Schedule

Saturday

Posse	Stage	Stage	Stage	Stage	Stage	Stage
1	1	2	3	4	5	6
2	2	3	4	5	6	7
3	3	4	5	6	7	8
4	4	5	6	7	8	9
5	5	6	7	8	9	10
6	6	7	8	9	10	1
7	7	8	9	10	1	2
8	8	9	10	1	2	3
9	9	10	1	2	3	4
10	10	1	2	3	4	5

Sunday

Posse	Stage	Stage	Stage	Stage
1	7	8	9	10
2	8	9	10	1
3	9	10	1	2
4	10	1	2	3
5	1	2	3	4
6	2	3	4	5
7	3	4	5	6
8	4	5	6	7
9	5	6	7	8
10	6	7	8	9