

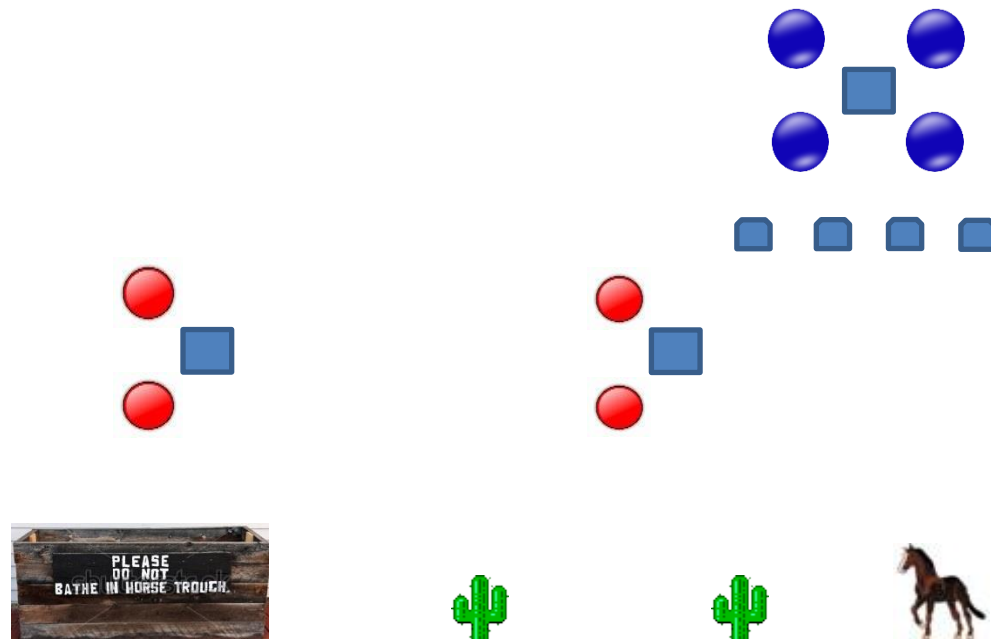
## Stage 1

Well it is the new year! Hell, I was just getting used to the old year! Lets see what kind of resolutions can I make for this new year.

Perhaps you should resolved not to shoot hooligans that try to rob you.

Nah, where would the fun be in that. Look, here are some now, may be a new year but it has the same ole shenanigans!

- 10 pistol, holstered
- 10 rifle, staged on horse
- 4 shotgun, staged on horse



Shooter starts in front of horse trough.

Line, "Happy new year".

ATB,

1st Pistol: Single tap 1 vertical target (either top or bottom), then double tap right target, then single tap **each** vertical target (top and bottom). (1-2-1-1 sequence)

Re-holster. Move to the right between the cacti and with second pistol,

2<sup>nd</sup> Pistol: Single tap 1 vertical target (either top or bottom), then double tap right target, then single tap **each** vertical target (top and bottom). (1-2-1-1 sequence)

Re-holster. Move to horse.

Rifle: Single tap 1 LEFT SIDE vertical target (either top or bottom), then double tap Center target, then single tap **each** LEFT SIDE vertical target (top and bottom). (1-2-1-1 sequence) then,

Single tap 1 RIGHT SIDE vertical target (either top or bottom), then double tap Center target, then single tap **each** RIGHT SIDE vertical target (top and bottom). (1-2-1-1 sequence)

Shotgun: Shoot shotgun poppers. PMF.

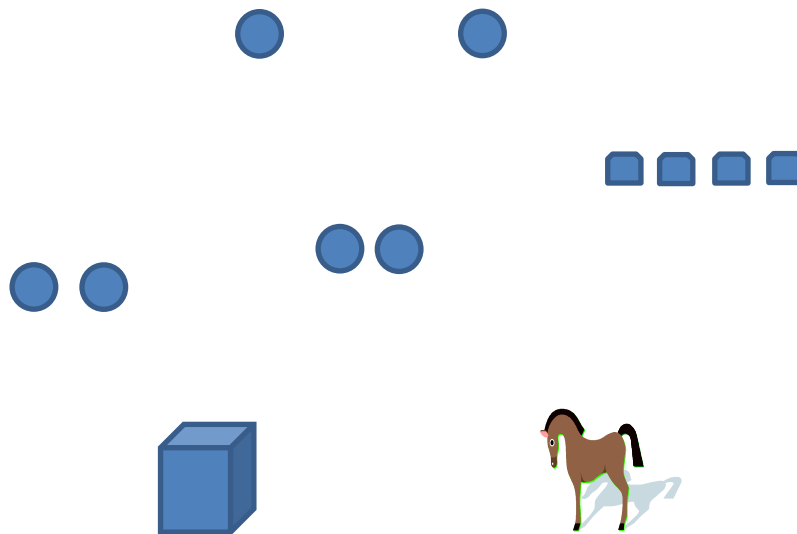
## Stage 2

On the outskirts of town you chance to meet a band of con-artists that want to con you out of your gold. Perhaps your resolution can be a better understanding as to why these guys want to take your money. Nope, you don't like them anyway so why not just shoot 'em.

2 pistols: 5 rds each holstered & re-holstered

Rifle: 10 rds, staged & restaged safely

Shotgun: 4 rds, Staged and restaged safely



Procedure:

Hands not touching guns or ammo; start at any position

Line: "Don't piss down my back and tell me its raining!"

**Pistols:** From Right side of box; Continuous Nevada sweep 4 pistol targets from either direction for 10 rounds. Re-holster

**Rifle:** From Left of horse. Continuous Nevada sweep 4 targets in front of horse from either direction for 10 rounds.

**Shotgun:** From right side of the horse, Shoot poppers, PMF

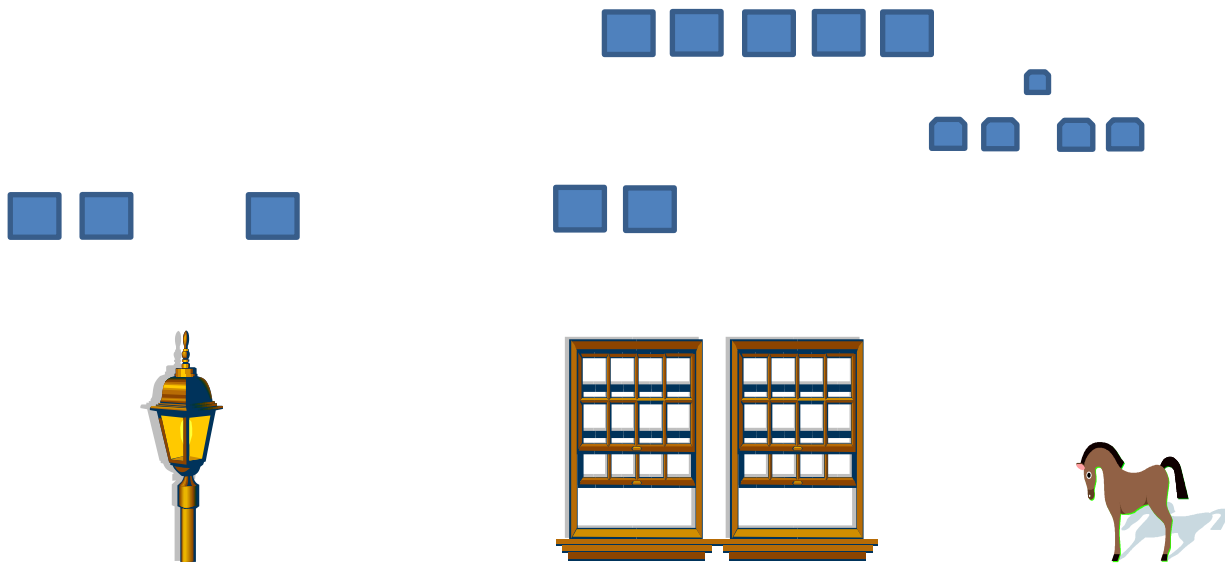
### Stage 3

Well you have reached the town, time to find a place to cash in this gold and get a drink. Perhaps a good resolution would be to be more trusting of the nefarious looking band approaching you from across the street. And, maybe not.

2 Pistols 5 rds each holstered

Rifle 10 Rds – Staged and re-staged safely

Shotgun 6 Rds – Staged and re-staged safely



Shooter starts either Pistol position, or shotgun position; hands at sides.

Start Line: "You can trust a dead man"

ATB

1<sup>st</sup> Pistol: Shoot the 2 targets from the left of the lamppost 1 time each, and then from the right side of the lamppost triple tap the right target. (P1,P2,P3,P3,P3)

Re-Holster.

Move to left window.

2<sup>nd</sup> Pistol: Double tap left target, and triple tap right target. (P4,P4,P5,P5,P5)

Re-holster

Move to right window

Rifle: Sweep targets either direction 1 on first, 1 on second, 3 on third, 2 on fourth, and 3 on fifth target. (ex: R1,R2,R3,R3,R3,R4,R4,R5,R5,R5) or same sequence (single, single, triple, double, triple) starting on R5.

Re-stage rifle safely.

Move to right side of window, between window and horse.

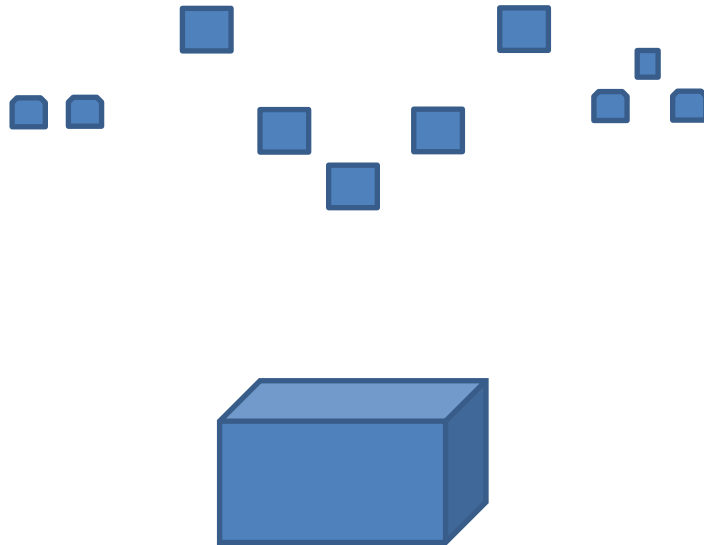
Shotgun: In Any Order; Shoot stationary target 2 times (NO Double Taps) and Poppers, PMF.

Re-Stage Shotgun Safely

## Stage 4

Well you made it this far, no holes in you yet, that always a good start for the year.  
Perhaps a resolution should be to quit drinking!  
Oh, HELL NO!

Pistols	10 rounds, holstered
Rifle	10 rounds, staged and re-stage safely
Shotgun	6 rounds, staged and re-stage safely



Shooter starts from center of Bar with both hands on Bar

Any gun at any time

Line: "Make mine a double"

ATB

Pistols: From center of Bar; Double Tap targets as follows: Center target, either inside target, the center target, the other inside target (opposite side) and then the center target.

Re-Holster

Rifle: From center of Bar; Double Tap targets as follows: Center target, either outside target, the center target, the other outside target (opposite side) and then the center target.

Shotgun: In any order, Clear the left side of bar with both feet, 2 poppers on the left, and clear the right side of bar with both feet; shoot the stationary target 2 times, no double taps, and the 2 poppers, in any order; PMF. Remember to move with shotgun NOT in a condition ready to fire.

## Stage 5


After a few drinks you mosey on over to Velvets Palace. Perhaps a good resolution would be to give up wayward women.

No, that won't work, stupid suggestion, forget I even mentioned it. Just pick one out.

2 Pistols 5 rds each holstered

Rifle 10 Rds – Staged and re-staged safely

Shotgun 4 Rds – Staged and re-staged safely



Shooter starts right window hands on window frame.

Start Line: "Hmm, lets see"

ATB

Rifle: From right window; double tap center target (R3), then single tap targets (in order) R2,R1,R2. Then double tap R3, then single tap targets (in order) R4,R5,R4.

Re-stage rifle safely. (Target placement R1 R2 R3 R4 R5)

1<sup>st</sup> Pistol: From Left window; double tap center target (P3), then single tap targets (in order) P2,P1,P2.

Re-Holster (Target placement P1 P2 P3 P4 P5)

2<sup>nd</sup> Pistol: From Right window; Double tap center target P3, then single tap targets (in order) P4,P5,P4.

Re-Holster. (Target placement P1 P2 P3 P4 P5)

Shotgun: From in between box and horse, Shoot Poppers any order, PMF.

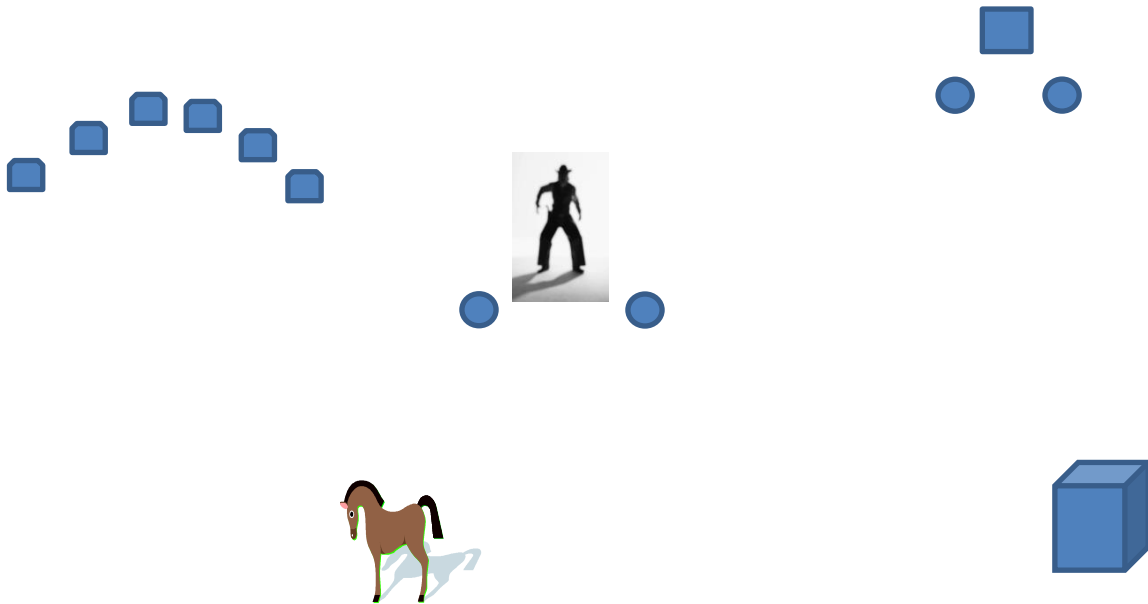
## Stage 6

After review of all the potential resolutions, I think I have decided.  
To hell with the resolutions, I want to be the same ass that I was last year!

2 Pistols 5 rds each holstered

Rifle 10 Rds – Staged and re-staged safely

Shotgun 6 Rds – Staged and re-staged safely



Shooter starts left of horse with shotgun at port arms.  
Start line: "" ATB.

Shotgun: Shoot the poppers in any order, PMF

1<sup>st</sup> Pistol: From Right side of horse, Place 1 round on either outside target, and 4 rounds on center target in any order. Re-holster

**THEN!!**

2<sup>nd</sup> Pistol: From right side of horse, Place 1 round on the other outside target (opposite 1<sup>st</sup> Pistol), and 4 rounds on center target in any order. Re-holster

Rifle: From Box, Place 1 round on either outside target, and 4 rounds on center target in any order, THEN place 1 round on the other outside target, and 4 rounds on center target.  
Restage rifle safely

### **Stage 1**

Bases: 6

Uprights: 2 Doubles

2 White

Targets: 4 18" Round

4 Tombstones

2 18" Squares

1 Circle Same center target

4 poppers

Scenario: Horse Trough, 2 cactii, 1 Horse

### **Stage 2**

Bases: 6

Uprights: 4 white

2 Blue

Targets: 4 18" Round

2 15 " Round

4 Poppers

Scenario: Box Set, Horse

### **Stage 3**

Bases: 11

Uprights: 5 white

5 blue

Targets: 10 18" Square

1 small Cowboy

4 Poppers

Scenarios: 2 window props, 1 post, 1 horse

### **Stage 4**

Bases: 6

Uprights: 1 medium red

1 short red

2 white

2 blue

Targets: 5 18" square

1 small cowboy

4 Poppers

Scenario: Bar

### **Stage 5**

Bases: 10

Uprights: 5 same size red

5 same size blue

Targets: 8 18" Round

2 18" Square

4 Poppers

Scenario: 2 Window props, 1 Horse

### **Stage 6**

Bases: 9

Uprights: 2 red

3 same size blue

2 white

Targets: Big Sam

1 18" Square

4 Cowboys

6 Poppers

Scenario: Box Set, 1 Horse, 2 Cactii