

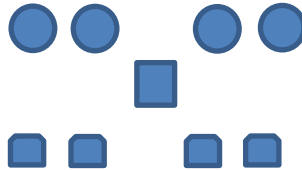
## Stage 1

A little taste of the Ides of March. If you guys missed it, here is some of what you missed. If you did shoot it here is your chance to do better (or worse)!

2 Pistols 5 rds each holstered

Rifle 10 Rds – Staged on table and re-staged safely

Shotgun 4 Rds – Staged on table and re-staged safely



Starting position: Left side of cactus both hands on cactus.

Start Line: "This looks easy"

ATB:

**1<sup>st</sup> Pistol:** From left side of cactus; Starting and ending on center target, place 5 rounds on the three pistol targets. Re-holster.

**2<sup>nd</sup> Pistol:** Repeat instructions as 1<sup>st</sup> Pistol.

Move to Rifle:

**Rifle:** From table, engage each target with 2 rounds, Starting and Ending on the center target.

Make Rifle safe:

**Shotgun:** Knock down 4 shotgun targets.

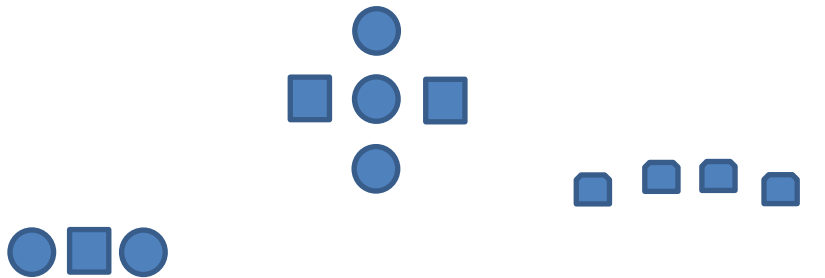
## Stage 2

My favorite stage from the Ides..... this was my 1<sup>st</sup> stage of the match!.... Hope I do better this time.  
And Jeremiah! This time shoot ALL 10 from your rifle it in proper sequence and don't miss!

2 Pistols 5 rds each holstered

Rifle 10 Rds – Staged on table and re-staged safely

Shotgun 4 Rds – Staged on horse and re-staged safely



Start position: In front of pistol targets to the left of cactus, hands at sides.

Start Line: "What?"

**Pistols:** Engage targets with 10 rounds starting on either end by Nevada Sweeping the 3 targets, double tapping the center target. Re-Holster

Move to Rifle:

**Rifle:** Starting on either left or right side (square) Nevada sweep targets, double tapping a different circle each time crossing the center. Re-stage rifle safely.

Move to horse:

**Shotgun:** Knock down the poppers.

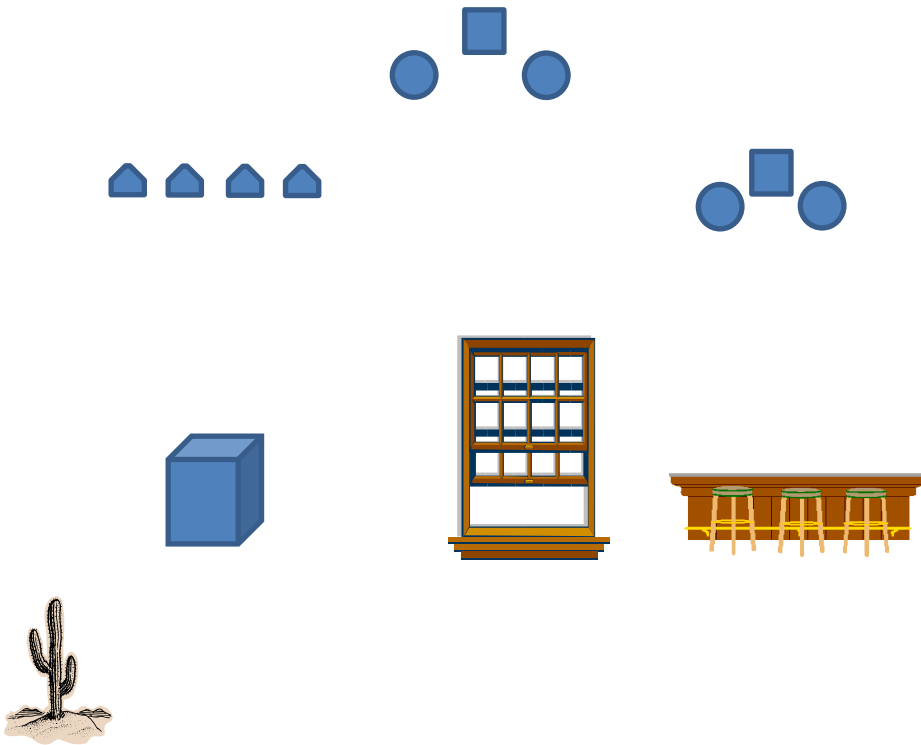
### Stage 3

Quite possibly the easiest stage of the match ... one which I almost screwed up.... Anybody else mess up this stage??

2 Pistols 5 rds each holstered

Rifle 10 Rds – Staged in window and re-staged safely

Shotgun 4 Rds – Staged on box and re-staged safely



Start position: Behind box leaning on cactus, hands not touching ammo.

Start Line: "Just watch this!"

ATB:

Move to shotgun:

**Shotgun:** Knock down the poppers. Stage shotgun safely.

Move to Rifle

**Rifle:** Engage the middle target with 3 rounds, then engage an outside target with 2 rounds, then repeat instructions using the other outside target.

Make rifle safe.

Move to Bar:

**Pistols:** Engage the middle target with 3 rounds, then engage an outside target with 2 rounds, then repeat instructions using the other outside target.

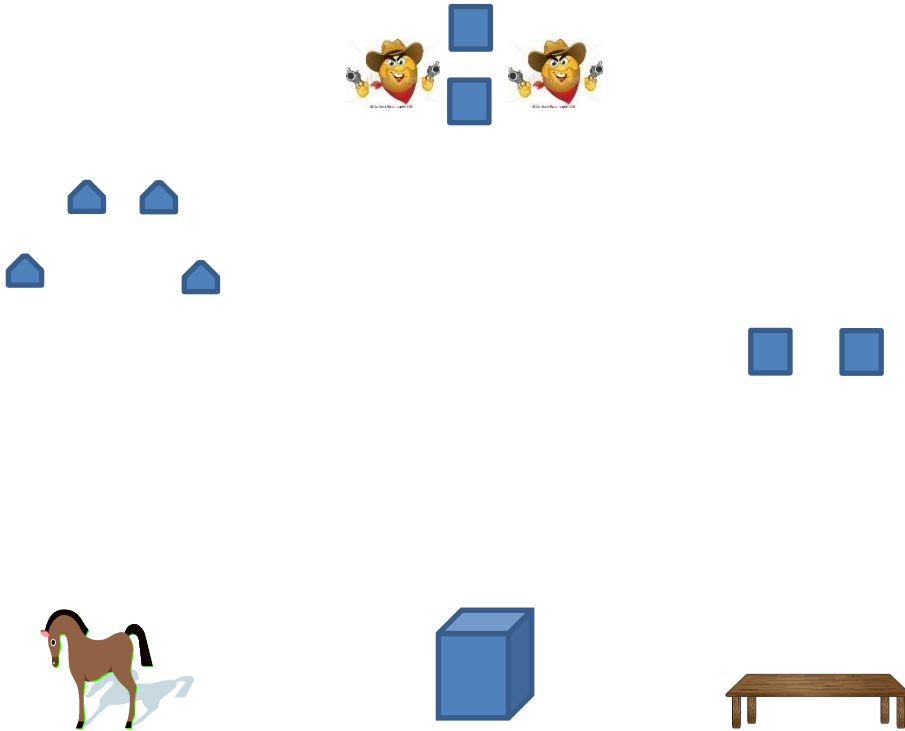
## Stage 4

Alright, I don't know about you guys, but I did well on this stage at the Ides..... and I just know it will not happen again here today!!! Something about lightening never striking twice in the same place?

2 Pistols 5 rds each holstered

Rifle 10 Rds – Staged on box and re-staged safely

Shotgun 4 Rds – Staged on horse and re-staged safely



Start position: Behind table hands at sides

Start Line: "Lets have some lightening"

ATB:

**Pistols:** Behind table, alternate on the 2 targets in a 1-1-3-3-1-1 round count. Re-holster.  
Move to Rifle.

**Rifle:** From Box, Engage each outside target (cowboy) with 1 round and then engage each center target with 3 rounds each, then engage each outside cowboy target with 1 round each.

Restage rifle safely.

Move to shotgun,

**Shotgun:** From horse: knock down the poppers.

## Stage 5

Yet another stage I didn't do so well on. But it was a hoot.

2 Pistols 5 rds each holstered

Rifle 10 Rds – Staged on table and re-staged safely

Shotgun 4 Rds – Staged on horse and re-staged safely



TABLE

BOOT HILL

Start Position: Center of Boot Hill behind horse both hands on horse.

Start Line: "This looks like a hoot!"

ATB:

**Shotgun:** From center of Boot Hill, Knock down the poppers. Restage the shotgun safely.

Move to Left side of Boot Hill and with Rifle:

**Rifle:** Engage targets starting on either side with a hoot sweep. (Outside target 1 time, then double tap alternate the two inside targets for 8 rounds, then engage the other outside target with 1 round.) Re-stage rifle safely.

Move to Pistols on the right side of boot hill.

**Pistols:** For a total of 10 rounds, Engage targets in a Hoot sweep same instructions as rifle.

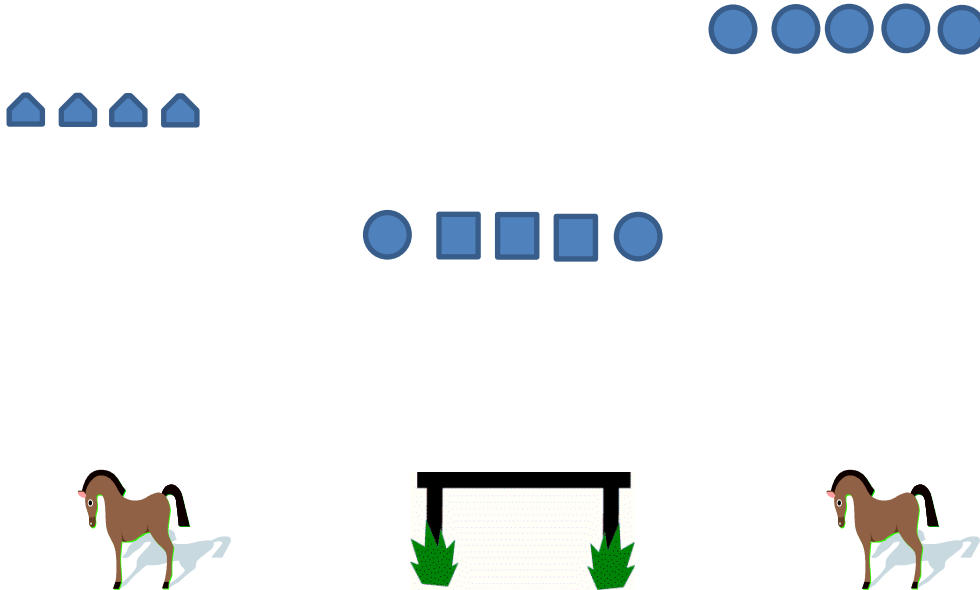
## Stage 6

Who makes these sweeps up anyway? I don't know but I like them!

2 Pistols 5 rds each holstered

Rifle 10 Rds – Staged and re-staged safely

Shotgun 4 Rds – Staged and re-staged safely



Start Position: Behind right horse both hands touching rifle, but not holding the rifle.

Start Line: “ Rattler, never heard of ‘em”

ATB:

**Rifle:** From the right horse, Engage rifle targets in a rattler sweep starting on either end. (Double tap an outside target, then single tap sweep the 3 inside targets twice from the same direction, then double tap the other outside target.)

Make Rifle safe.

Move to shotgun.

**Shotgun:** From the left horse, knock down the poppers.

Re-stage shotgun safely.

Move to behind hitching post (between the 2 center up rights on post)

**Pistols:** From “center” of hitching post, For a total of 10 rounds, engage targets in a rattler sweep (same instructions as rifle).

**Stage 1**

Bases: 9  
Uprights: 5 White, 4 Blue, 1 Red  
Targets: 4 18" Round  
          3 18" Square  
          4 Poppers  
Props: 1 Table, Cactus

**Stage 2**

Bases: 8  
Uprights: 5 White, 1 Double, 1 Red  
Targets: 5 18" Round  
          3 18" Square  
          4 Poppers  
Props: 1 Table, Cactus, Horse

**Stage 3**

Bases: 7  
Uprights: 3 White, 1 Blue, 1 Red  
Targets: 4 18" Round  
          2 18" Square  
          4 Poppers  
Props: Cactus, Box Set (1), Window, Bar

**Stage 4**

Bases: 5  
Uprights: 4 White, 1 Double  
Targets: 2 Cowboy  
          4 18" Square  
          4 Poppers  
Props: 1 Horse, Half Moon Table, Box Set (1)

**Stage 5**

Bases: 8  
Uprights: 4 White, 4 Blue  
Targets: 4 Tombstones  
          3 18" Round  
          4 Poppers  
Props: 1 Table, Boot Hill & Fences, Horse

**Stage 6**

Bases: 10  
Uprights: 5 White, 5 Blue  
Targets: 2 18" Round  
          3 18" Square  
          2 Buzzards or something equal  
          3 15" Rounds  
          4 Poppers  
Props: Corral, 2 Horse