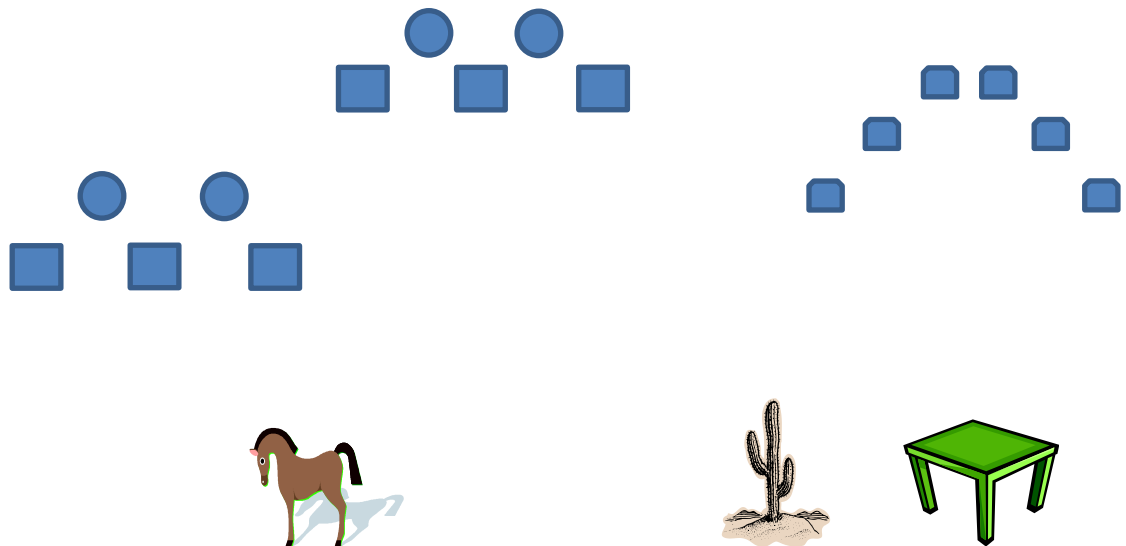


## Stage 1

2 Pistols 5 rds each holstered

Rifle 10 Rds – Staged and re-staged safely

Shotgun 6 Rds – Staged and re-staged safely



Shooter starts at either pistol or shotgun, hands at sides not touching guns/ammo

ATB

Pistols: From left of horse

In any order for a total of 10 rds, Double tap all square targets, and single tap each round targets.

Re-holster

Rifle: From Right of the horse and left of the cactus.

In any order for a total of 10 rds, Double tap all square targets, and single tap each round targets.

Re-stage rifle safely.

Shotgun: From the right of the cactus

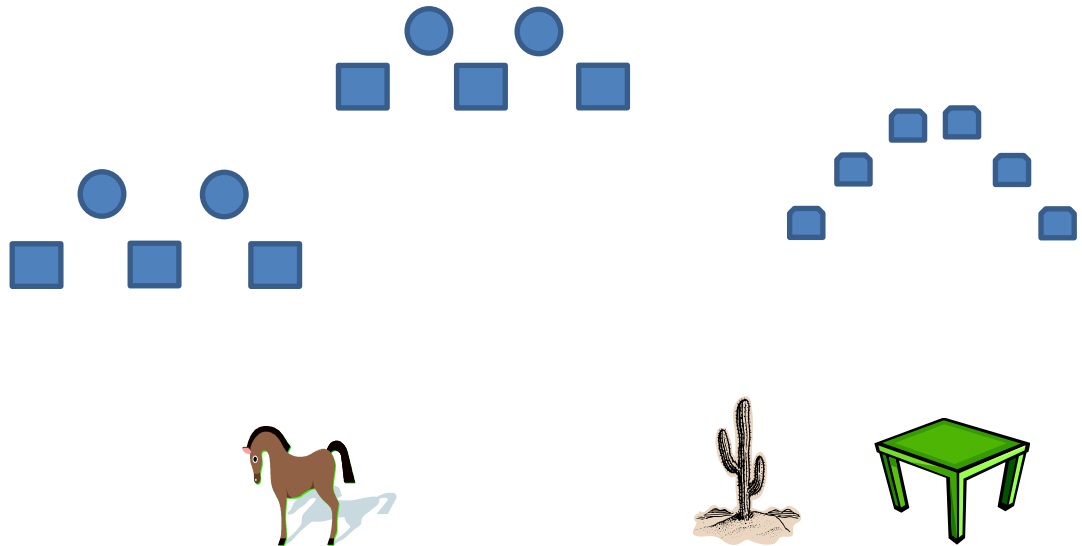
Shoot the poppers, PMF

## Stage 2

2 Pistols 5 rds each holstered

Rifle 10 Rds – Staged and re-staged safely

Shotgun 6 Rds – Staged and re-staged safely



Shooter starts at Either Shotgun or Pistol hands at sides not touching guns or ammo.

ATB

1st Pistol: From Left of the Horse

Starting on the center target (Square); double tap the center square, single tap each round, then single tap the center square.

Re-holster

2<sup>nd</sup> Pistol: From the Left of Horse

Starting on the center target (Square); double tap the center square, single tap each outside square, then single tap the center square.

Rifle: From the right side of horse and left of the cactus

Starting on the center target (Square); double tap the center square, single tap each round, then single tap the center square; then double tap the center square, single tap each outside square, then single tap the center square.

Re-stage rifle safely.

Shotgun: From the right of the cactus

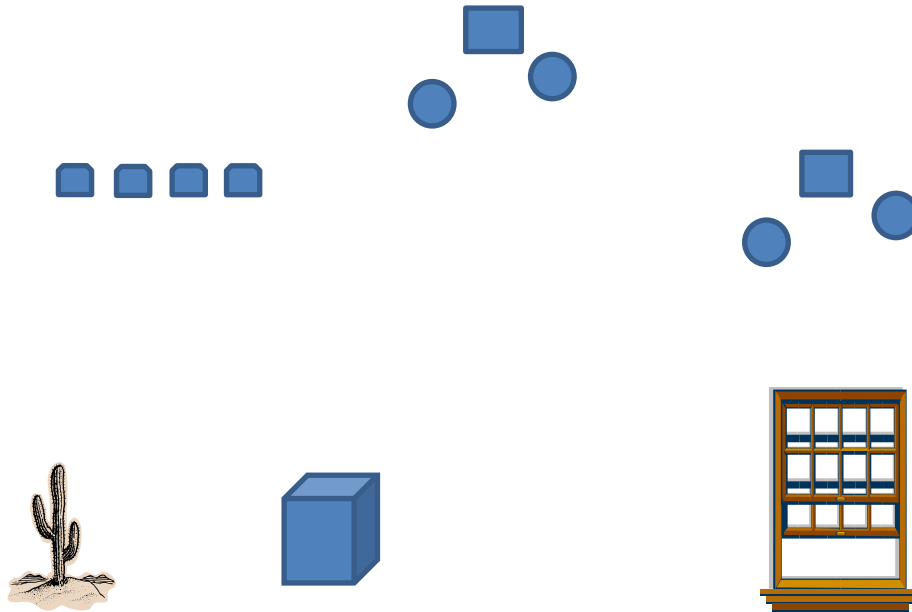
Shoot the poppers, PMF

### Stage 3

2 Pistols 5 rds each holstered

Rifle 10 Rds – Staged and re-staged safely

Shotgun 4 Rds – Staged and re-staged safely



Shooter starts left of box, right of cactus with shotgun port arms

ATB:

Shotgun: Shoot poppers, PMF

Re-stage shotgun safely

then

Rifle: From right of box, left of wall, In any order, single tap each round target twice (no double taps) and triple tap Square target twice (consecutive triple taps OK)

Re-stage rifle safely.

then

Pistols: From wall/window. In any order, single tap each round target twice (no double taps) and triple tap Square target twice (consecutive triple taps OK)

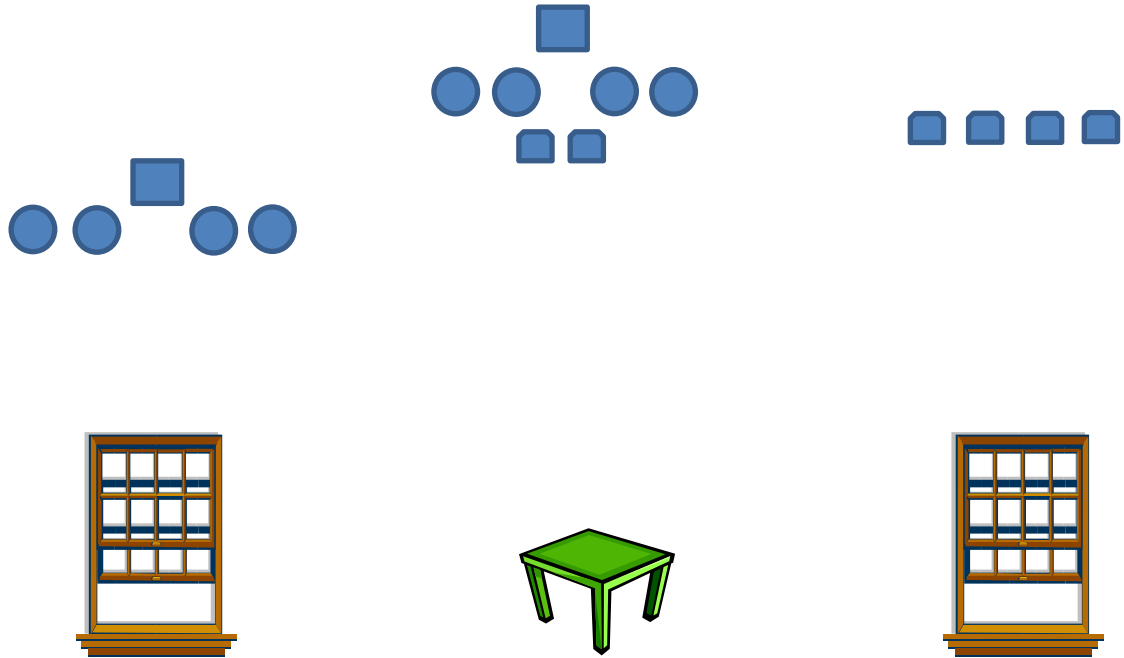
Re-holster

## Stage 4

2 Pistols 5 rds each holstered

Rifle 10 Rds – Staged and re-staged safely

Shotgun 6 Rds – Staged and re-staged safely



Shooter starts at Pistol or Shotgun, hands on hat.

ATB:

1<sup>st</sup> Pistol: From the Left Window or left of box, shoot 1 rd on center target, then double tap either 2 each left side or right side targets. Re-Holster

2<sup>nd</sup> Pistol: From the left window or left of box, shoot 1 rd on center target, then double tap the opposite side 2 each targets that you shot on the first pistol. Re-holster then

Rifle: From Center Table, shoot 1 rd on center target, then double tap either 2 each left side or right side targets; then shoot 1 rd on center target, then double tap the opposite side 2 each targets that you shot on the first 5 rounds.

Re-stage rifle safely.

then

Shotgun: Shoot 2 poppers from Center Table, and 4 poppers from right window in any order.

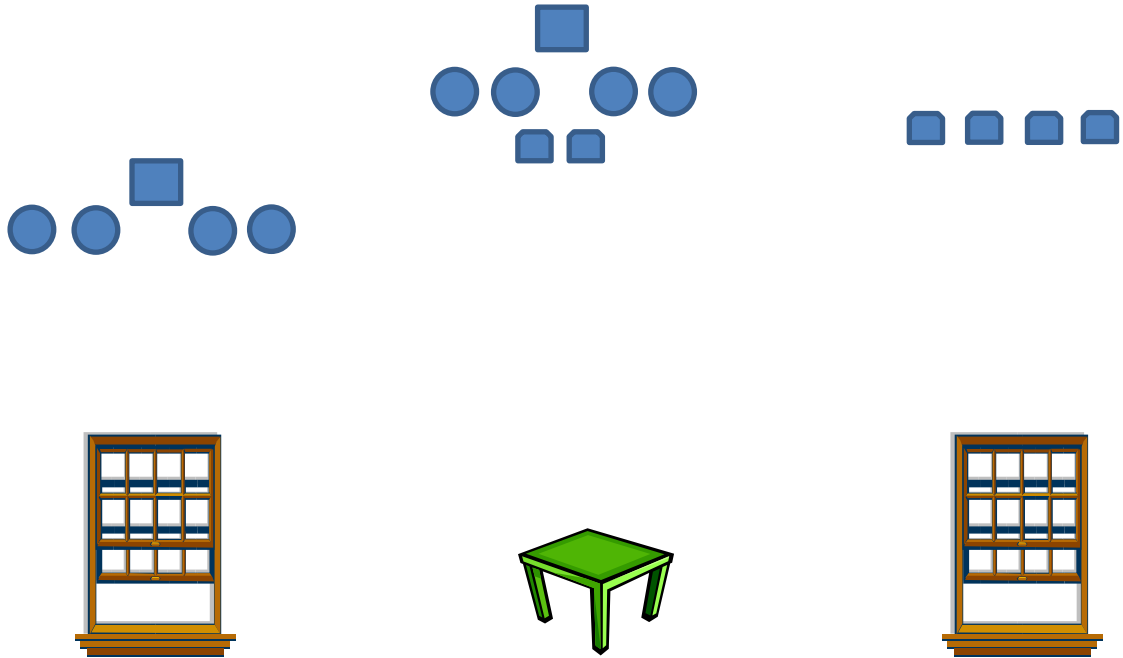
PMF

## Stage 5

2 Pistols 5 rds each holstered

Rifle 10 Rds – Staged and re-staged safely

Shotgun 6 Rds – Staged and re-staged safely



Shooter starts at Center Table with rifle staged, Both hands on table.

ATB:

Rifle: From Center Table, in any order, 1 rnd on each outside target, 2 rnds on each inside target, and 4 rnds on center target.

Re-stage rifle safely.

Then Shooters choice, Shotgun or Pistol (and shotgun may be split)

Shotgun: Shoot 2 poppers from Center Table, and 4 poppers from right window.

Restage shotgun safely.

Pistols: From Left Window or left of Box, In any order, 1 rnd on each outside target, 2 rnds on each inside target, and 4 rnds on center target. Re-holster

### **Stage 1 & 2**

Bases: 11

Uprights: 2 Tall Blue

8 white

Targets: 4 18" Round

8 18" Square

6 Poppers

Props: Horse, Cactii, Table

### **Stage 3:**

Bases: 7

Uprights: 2 Tall Blue

2 white

2 Red

Targets: 2 18" Round

2 15" Round

2 18" Square

4 Poppers

Props: Cactii, Box, Window

### **Stage 4 & 5**

Bases: 10

Uprights: 2 Tall Blue

8 white

Targets: 8 18" Round

2 18" Square

6 Poppers

Props: Table, 2 windows