

Stage 1

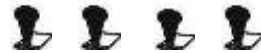
April Fools day, what can I say, I will have a story for you on the next stage.

2 Pistols 5 rds each holstered

Rifle 10 Rds – Held in hands and re-staged safely

Shotgun 4 Rds – Staged on table and re-staged safely

NOTE: Be cautious not to move with rifle ready to fire, if you rack in a round rack it out! You can always reload! Also, when staging your rifle be careful drawing your right handgun, it is very easy to break 170, which is match DQ!!!



Starting position: Left side of cactus rifle in hands.

Start Line: "I'll tell you a story"

ATB:

Rifle: From the left side of cactus Nevada sweep targets starting on any target for 5 rounds,

With the rifle not in a condition ready to fire move to the right side of cactus and

Starting on any target, Nevada sweep targets for 5 rounds.

Make Rifle safe;

Move between horse and table.

Pistols: From between horse and table; Starting and ending on any target, Double tap Continuous Nevada Sweep for 10 rounds. Re-holster.

Move to table and with Shotgun

Shotgun: Knock down 4 shotgun targets.

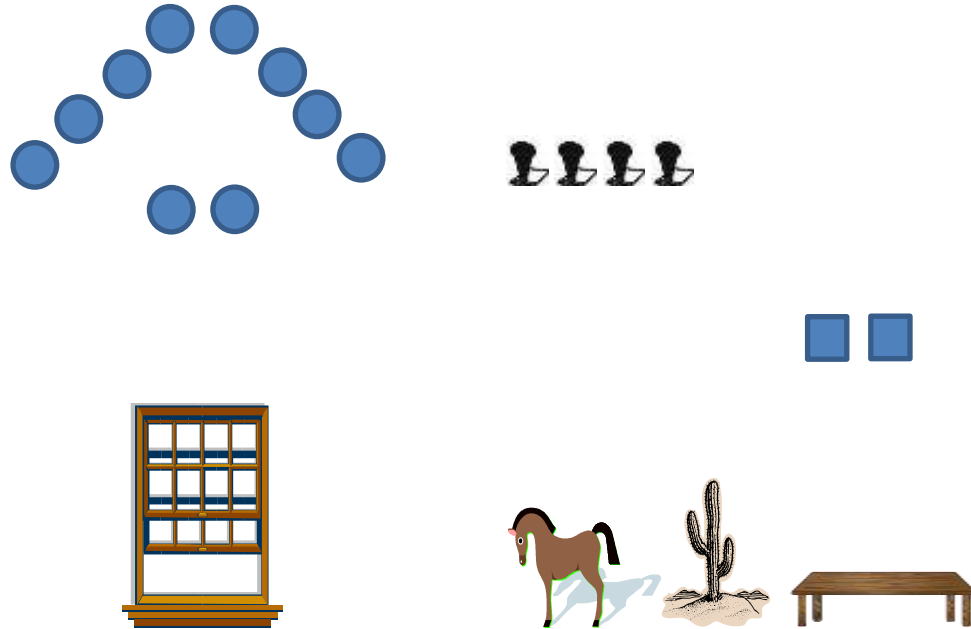
Stage 2

Capt. Wild Willy McDonald, tell us a story!

2 Pistols 5 rds each holstered

Rifle 10 Rds – Staged in window and re-staged safely

Shotgun 4 Rds – Staged on horse and re-staged safely



Start position: At table hands on table.

Start Line: "You What?"

1st Pistol: Engage square targets in any order and starting on either target shoot 1 target 3 times and the other 2 times,

Re-Holster

2nd Pistol: Engage square targets in any order and starting on either target shoot 1 target 3 times and the other 2 times,

Re-Holster

then

Rifle: Starting on any target, shoot each target once.

Re-stage rifle safely.

then

Shotgun: From horse, Knock down the poppers.


Stage 3

Oh, another story, yea it will be on the next stage... trust me.

2 Pistols 5 rds each holstered

Rifle 10 Rds – Staged in window and re-staged safely

Shotgun 4 Rds – Staged on bar/table and re-staged safely



Start position: Both feet behind bar/table, both hands on bar/table

Start Line: "What was that story again?"

ATB:

Shotgun: Knock down the poppers 2 each from each respective position (position 1 from bar to R/H cactus, position 2 in between cactus, position 3 left of left cactus). Stage shotgun safely.
then

Rifle: From window and in any order on rifle targets, place 1 round on each outside and 8 rounds on middle target. Make rifle safe.
then

Pistols: From window and in any order on pistol targets, place 1 round on each outside and 8 rounds on middle target. Re-Holster.

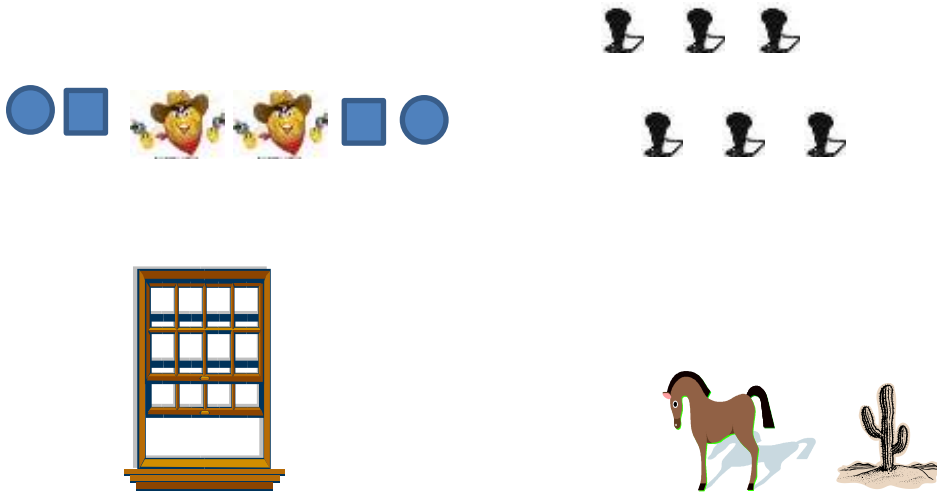
Stage 4

Don't worry, the story is on the next stage, so on to the stage.

2 Pistols 5 rds each holstered

Rifle 10 Rds – Staged in window and re-staged safely

Shotgun 4 Rds – Staged on horse and re-staged safely



Start position: At window hands on frame

Start Line: "This is a sad story"

ATB:

Rifle: From window, Sweep targets from either direction 1 rd on round, 2 rds on the square 1 rd on each cowboy twice (no double taps), 2 rds on the square and 1 rd on the round.

Restage rifle safely.

Move to shotgun at horse,

Shotgun: From Horse knockdown at least 2 targets but no more than 4, restage shotgun safely on horse.

Move back to window and:

Pistols: From window, Sweep targets from either direction 1 rd on round, 2 rds on the square 1 rd on each cowboy twice (no double taps), 2 rds on the square and 1 rd on the round.

Re-Holster Move back to Shotgun

Shotgun: From horse: Knock down the remaining poppers.

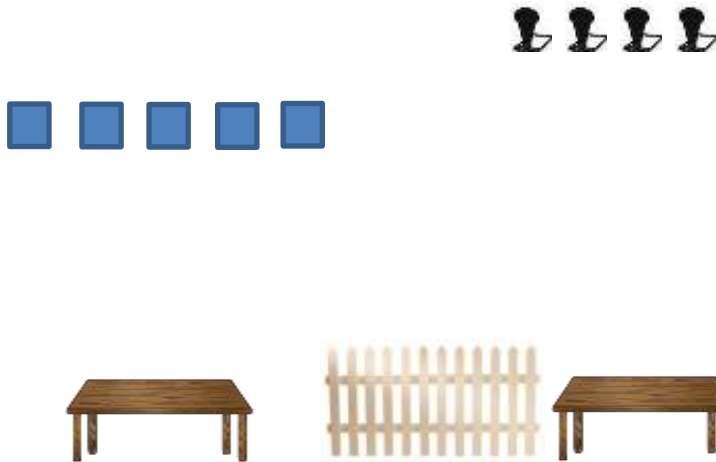
Stage 5

I can't believe you trusted me and that you waited all this time for a story. Now shoot and go pay your taxes.

2 Pistols 5 rds each holstered

Rifle 10 Rds – Staged on Left table and re-staged safely

Shotgun 4 Rds – Staged on Right table and re-staged safely



Start Position: Behind left table hands on hat.

Start Line: "I'm no fool"

ATB:

Rifle & Pistols: In any order, 1st shoot each target 1 time, then triple tap each target

Shotgun: From Right hand table, Knock down the poppers. Restage the shotgun safely.

Stage 1

Bases: 7

Uprights: 3 White, 3 Blue

Targets: 3 18" Round
3 18" Square
4 Poppers

Props: 1 Table, 1 Tall Cactus, 1 horse, 1 tall cowboy

Stage 2

Bases: 13

Uprights: 2 **short** Red (same size), 2 Regular Red (same size), 2 white, 2 Blue (same size), 2 double

Targets: 10 18" Round
2 18" Square
4 Poppers

Props: 1 Window, 1 Tall Cactus, 1 Horse, 1 table

Stage 3

Bases: 8

Uprights: 3 regular red, 3 Blue

Targets: 4 18" Round
2 18" Square
6 Poppers

Props: 2 Tall Cactus, Window, Bar (or half moon table would be ok)

Stage 4

Bases: 7

Uprights: 6 White

Targets: 2 Cowboy
2 18" Round
4 18" Square
6 Poppers

Props: 1 Horse, 1 Window, 1 Small Cactus

Stage 5

Bases: 6

Uprights: 4 White

Targets: 5 18" Round
4 Poppers

Props: 2 Tables, A Fence, 1 small cactus