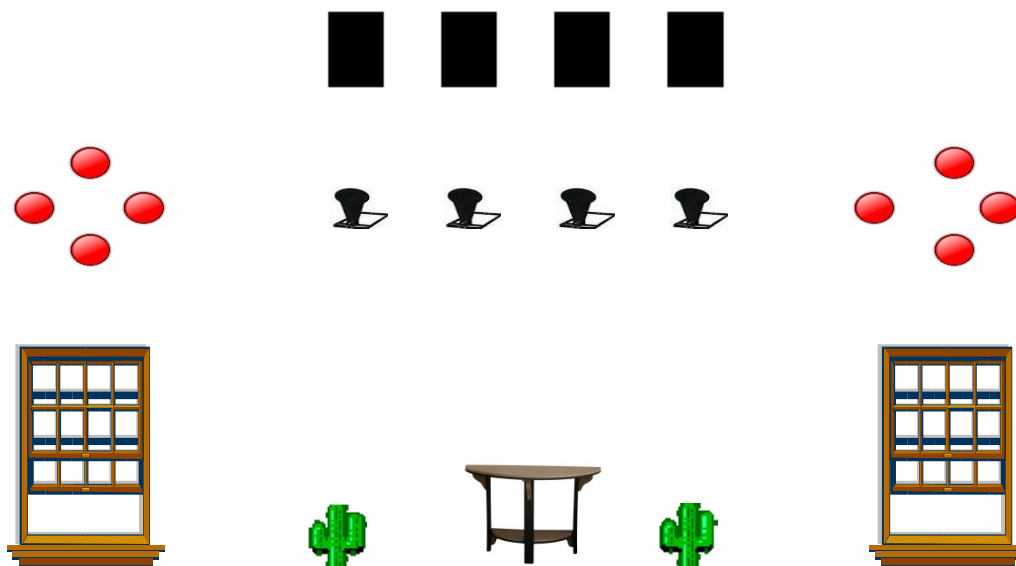


STAGE 1

Pistols 10 rounds holstered
Rifle 10 rounds on table
Shotgun +4 on table



Shooter starts in a window, hands on hat.
Say any line. ATB,

1st pistol, engage the pistol targets in a clockwise or counterclockwise motion with all five rounds starting and ending on the same target. Holster.

Move to table and with EITHER long gun (shooter's choice), engage respective targets. Use only one long gun at this point.

Rifle: 2 rounds on outside target, then single tap the remaining 3 targets from the opposite end. With 2nd five rounds, start sequence on the opposite outside target and repeat sequence. Place safe rifle on table.


Shotgun: Engage poppers. PMF. Place safe shotgun on table.

Move to opposite window and with 2nd pistol, engage the pistol targets with the same sequence as the first pistol. Holster.

Move back to table and with remaining long gun, engage the targets in the aforementioned fashion.

STAGE 2

Pistols 10 rounds holstered
Rifle 10 rounds restaged safely
Shotgun +4 Staged / restaged safely



Shooter starts behind table at cowboy port arms.
Say a line. ATB,

Engage the rifle targets with a 4-3-2-1 sweep from either end. Restage rifle safely.


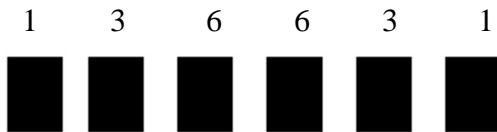
Pick up shotgun and engage the poppers. PMF. Re-stage shotgun safely shotgun.

Move to either window and with 1st pistol engage the targets with 1 round on an outside target and then double tap the 2 each vertical targets. Holster.

Move to window and with 2nd pistol, engage the targets with 1 round on the opposite outside target and then double tap the 2 each vertical targets. Holster.

STAGE 3

Pistols 10 rounds holstered
Rifle 10 rounds on Safely
Shotgun +4 On Horse




Shooter starts at window hands at sides.
Say a line. ATB,

With Rifle and Pistols: Engage the rifle/pistol targets 1 round on each outside target, 3 rounds on each “2nd” target (that’s target #2 and #5), 6 rounds on the 2 center targets.
Re-holster and re-stage rifle safely.

Move to horse and with Shotgun, engage poppers until down.

STAGE 4

Pistols 10 rounds holstered
Rifle 10 rounds Staged / re-staged safely
Shotgun +4 staged / restaged safely



Shooter starts at Right window hands on frame.
Say your line. ATB,

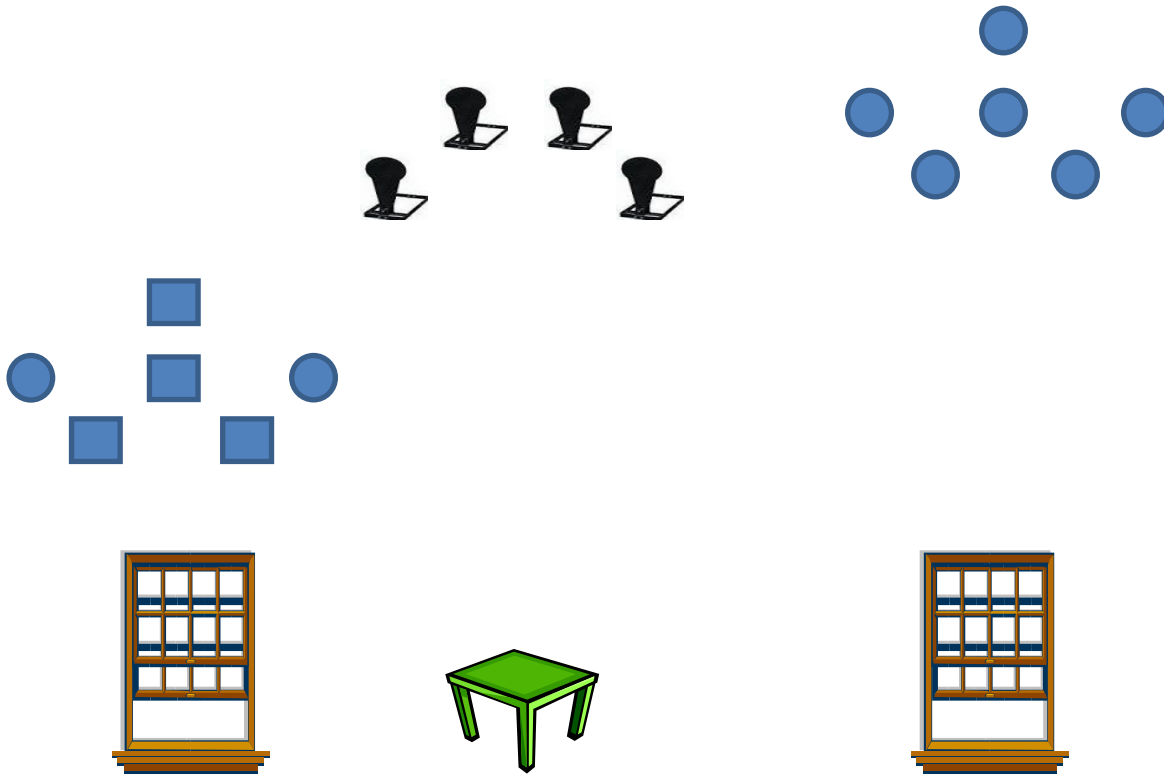
Rifle: From right Window. In any order, double tap the 4 center targets and single tap each outside target. Restage Rifle safely.

Shotgun: From Center. Engage poppers until down. PMF. Restage Shotgun safely

Pistols: From left Window. In any order, double tap the 4 center targets and single tap each outside target. Holster pistols.

STAGE 5

Pistols 10 rounds holstered
Rifle 10 rounds on ammo boxes
Shotgun +4 on rock table



Shooter starts standing behind table with hands on ammo.
Say a line. ATB,

With shotgun engage the 4 shotgun poppers. PMF. Place safe shotgun back on table.

Move to rifle (right window). Alternate on outside 2 targets twice. Then double tap the 2 bottom targets, then single tap each center target. Restage Rifle safely.

Move to Pistol (left window). Alternate on outside 2 targets twice. Then double tap the 2 bottom targets, then single tap each center target.

PROPS AND STEEL

Stage 1 & 2

Bases: 12

Uprights: 2 Double

4 White

4 Blue

Targets: 4 Square

8 18" Round

4 poppers

Scenario: 2 windows, 1 Table 2 cactus

Stage 3

Bases: 7

Uprights: 6 White

Targets: 6 Square

4 Poppers

Scenario: 1 Window, 1 Long gun staging horses, 1 cactus

Stage 4 & 5

Bases: 10

Uprights: 4 Short Red

4 White

2 Double

Targets: 8 18" Round

4 Square

4 Poppers

Scenarios: 2 window/walls, 1 table