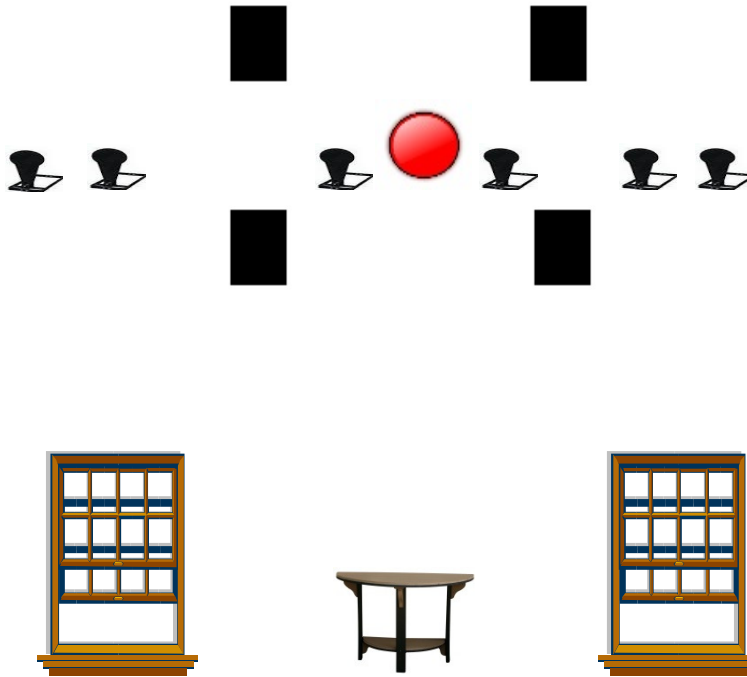


STAGE 1

Pistols 10 rounds holstered
Rifle 10 rounds staged and re-staged Safely
Shotgun +6 rounds staged and re-staged Safely



Shooter starts in any position, any gun any order but rifle cannot be last, both hands on gun of choice, (pistol low ready, long guns cowboy port arms).

Say any line. ATB,

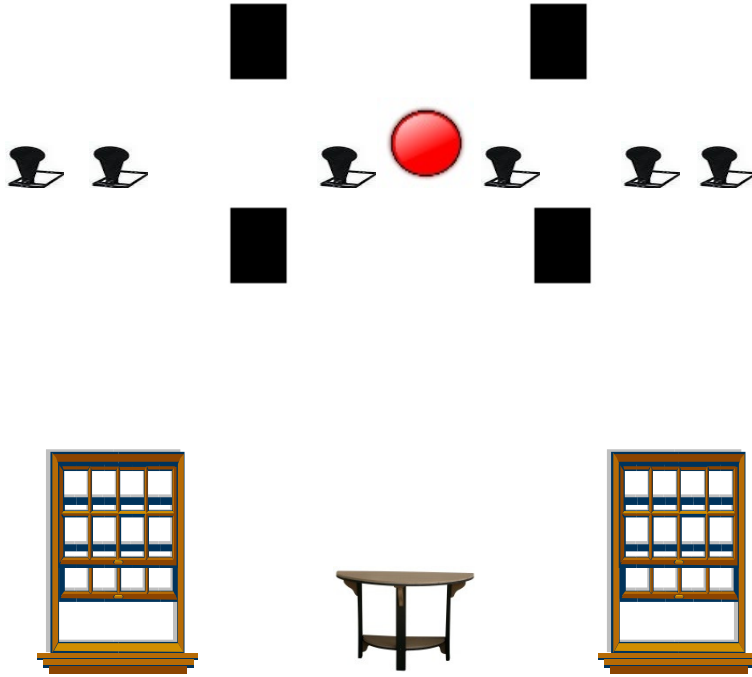
Pistols / Rifle: From center, in any order, engage each target with 4 rounds, however the center target may not be double tapped (or more).

Restage rifle safely, re-holster pistols.

Shotgun: In any order Engage 2 each poppers from left window, center, and right window. PMF. Restage shotgun safely.

STAGE 2

Pistols 10 rounds holstered
Rifle 10 rounds staged on table and restaged safely
Shotgun +4 Staged / restaged safely




Shooter starts behind table, both hands on table not touching any guns.
Say a line. ATB,

Rifle / Pistols: Engage targets in a diagonal Nevada Sweep starting on a different square (outside target) for each string of 5 rounds. Restage rifle safely / re-holster pistols.

Pick up shotgun and engage 2 each poppers from each position. PMF. Re-stage shotgun safely shotgun.

STAGE 3

Pistols 10 rounds holstered
Rifle 10 rounds staged and re-staged Safely
Shotgun +4 On Horse and re-staged safely



Shooter starts at position of choice hands on hat
Say a line. ATB,

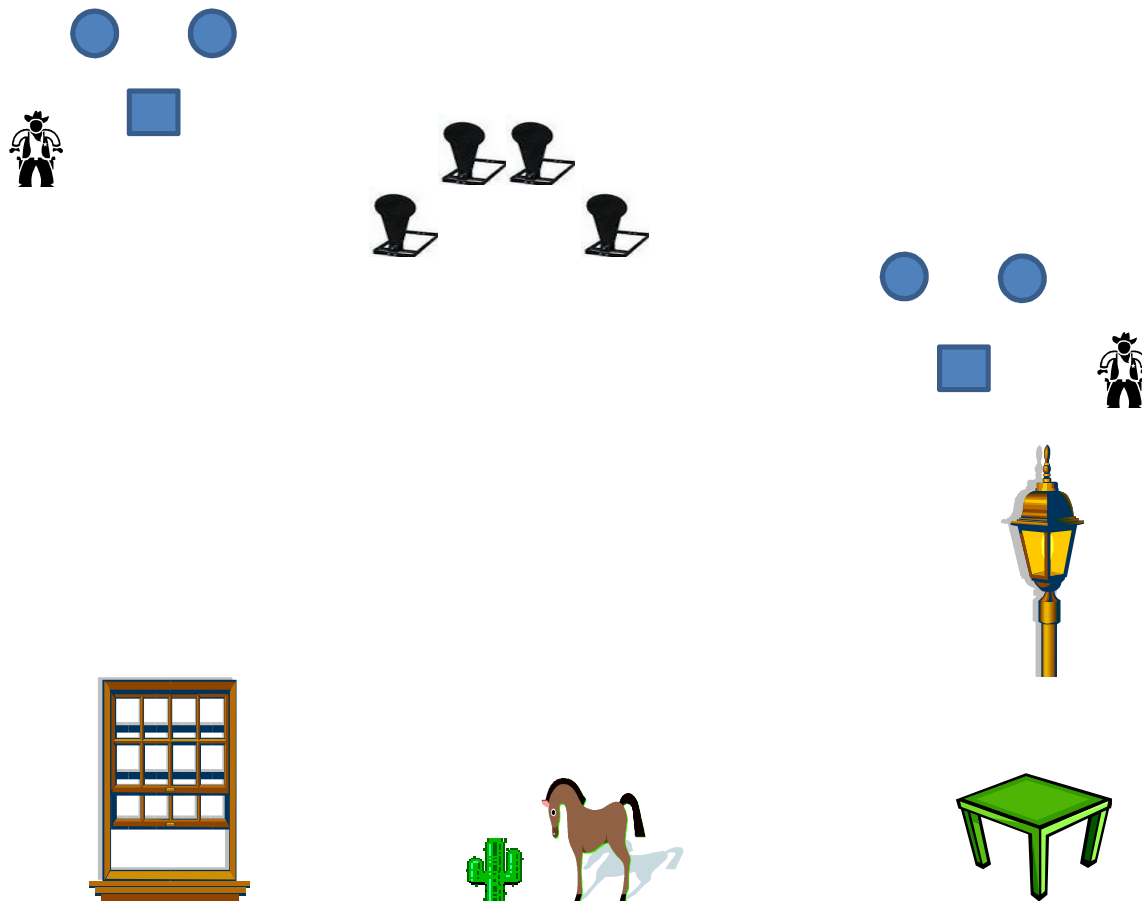
Pistols: From Window; Sweep targets from either direction with a Hoot Sweep. (1 on first target, 2 on 2nd target, 1 on third target, 1 on fourth target, then 1 on third target, 1 on fourth target, 2 on fifth target, and 1 on sixth target) Re-holster pistols.

Rifle: From Window; Repeat pistol instructions.
Re-stage rifle safely.

Shotgun: From horse; Engage poppers until down.

STAGE 4

Pistols 10 rounds holstered
Rifle 10 rounds Staged / re-staged safely
Shotgun +4 staged on horse / restaged safely



Shooter starts at Left window hands on frame.
Say your line. ATB,

Rifle: From Left Window. Single tap cowboy, then in any order, single tap circles and double tap square, then repeat instructions for 2nd 5 rds. Restage Rifle safely.

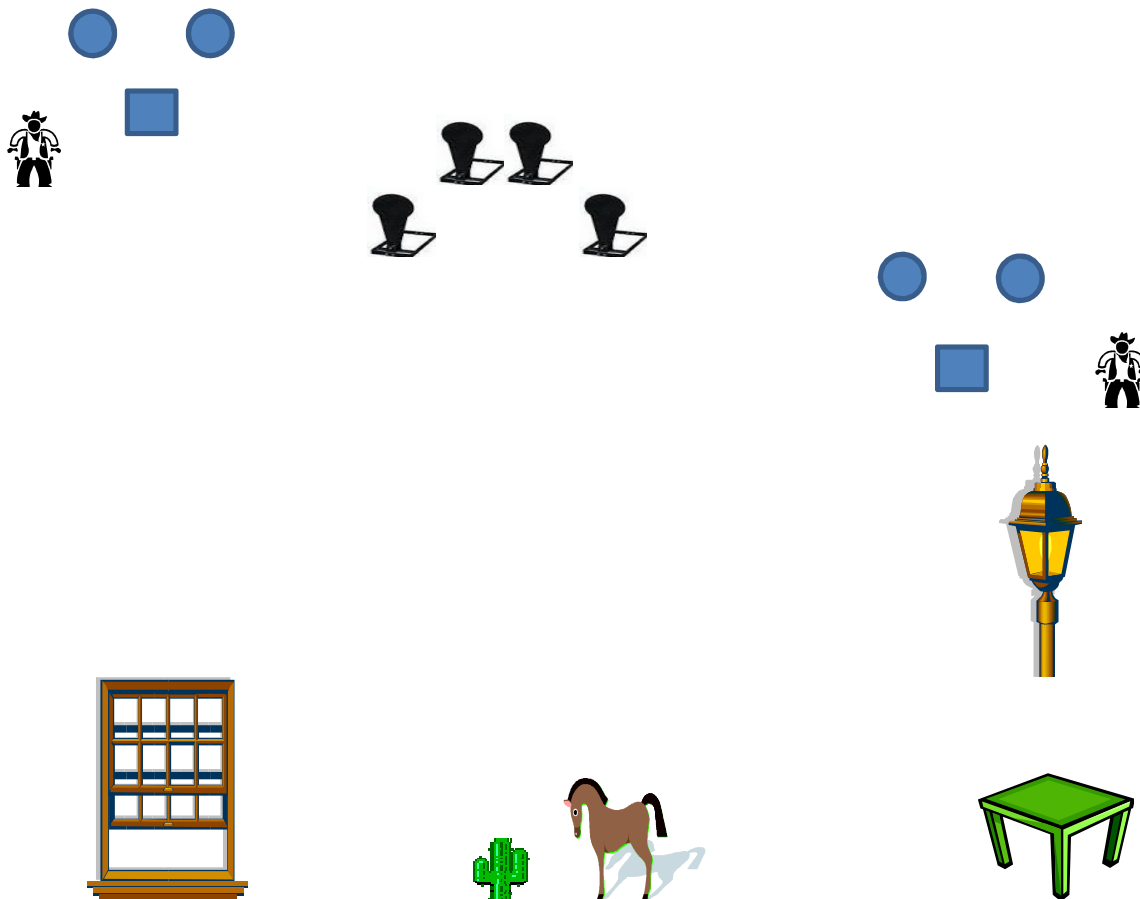
Shotgun: From Horse. Engage poppers until down. PMF. Restage Shotgun safely

1st Pistol: From table. Single tap cowboy shooting from the right side of lamppost, then in any order shooting from the left side of lamppost, single tap circles and double tap square. Holster pistol.

2nd Pistol: Repeat instructions from 1st pistol.

STAGE 5

Pistols 10 rounds holstered
Rifle 10 rounds Staged / re-staged safely
Shotgun +4 staged on horse / restaged safely



Shooter starts standing behind table with hands on Pistols.
Say a line. ATB,

Pistols: In any order; Engage the cowboy (shooting to the right of the lamppost) 2 times, the circles (shooting to the left of the lamppost) 2 times each and the square 4 times.
Re-holster pistols

Move to rifle (left window). In any order; Engage the cowboy 2 times, the circles 2 times each and the square 4 times.
Restage Rifle safely.

Shotgun: From Horse. Engage poppers until down. PMF. Restage Shotgun safely

PROPS AND STEEL

Stage 1 & 2

Bases: 5

Uprights: 2 Red

1 White

2 Blue

Targets: 4 Square

1 18" Round

6 poppers

Scenario: 2 windows, 1 Table

Stage 3

Bases: 7

Uprights: 6 White

Targets: 4 Square

2 18" Round

4 Poppers

Scenario: 1 Window, 1 staging horse, 1 cactus

Stage 4 & 5

Bases: 9

Uprights: 2 White

4 Blue

2 Red

Targets: 4 18" Round

2 Square

2 Cowboy

4 Poppers

Scenarios: window/walls, 1 table, 1 Staging Horse, Lamppost, 1 small cactus