


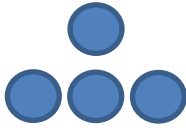


Stage 1

Pistols 10 rounds holstered
Rifle 10 rounds staged and re-staged Safely
Shotgun +4 rounds staged and re-staged Safely



Shooter starts Left Window with Rifle, hands on hat.
Say a line, other than I'm Ready! ATB, pick up rifle and



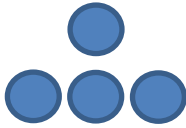
Rifle: From left window; Shoot targets in a modified Pendulum Sweep starting at either end.
(IE: Left-Bottom-Top-Bottom-Right-Right-Bottom-Top-Bottom-Left) Restage rifle safely.
Note: It does not matter which target is engaged first for Top and Bottom .. 1 will be shot twice
in each string and neither will be double tapped.

Shotgun: From in between windows; Engage poppers until down. Restage shotgun safely.

Pistols: From right window; Shoot targets in a modified Pendulum Sweep starting at either end.
(IE: Left-Bottom-Top-Bottom-Right-Right-Bottom-Top-Bottom-Left)
Note: It does not matter which target is engaged first for Top and Bottom .. 1 will be shot twice
in each string and neither will be double tapped.

Stage 2

Pistols 10 rounds holstered
Rifle 10 rounds restaged safely
Shotgun +4 Staged / restaged safely



Shooter starts behind table, Both hands on table.
Say a line, other than I'm Ready! ATB,

Shotgun: From in between windows; Engage poppers until down. Restage shotgun safely.

Then

Rifle: from Left window, In any order, do two 2-1-2 "sweep" Restage rifle safely.

Note: Each target must be hit at least once.

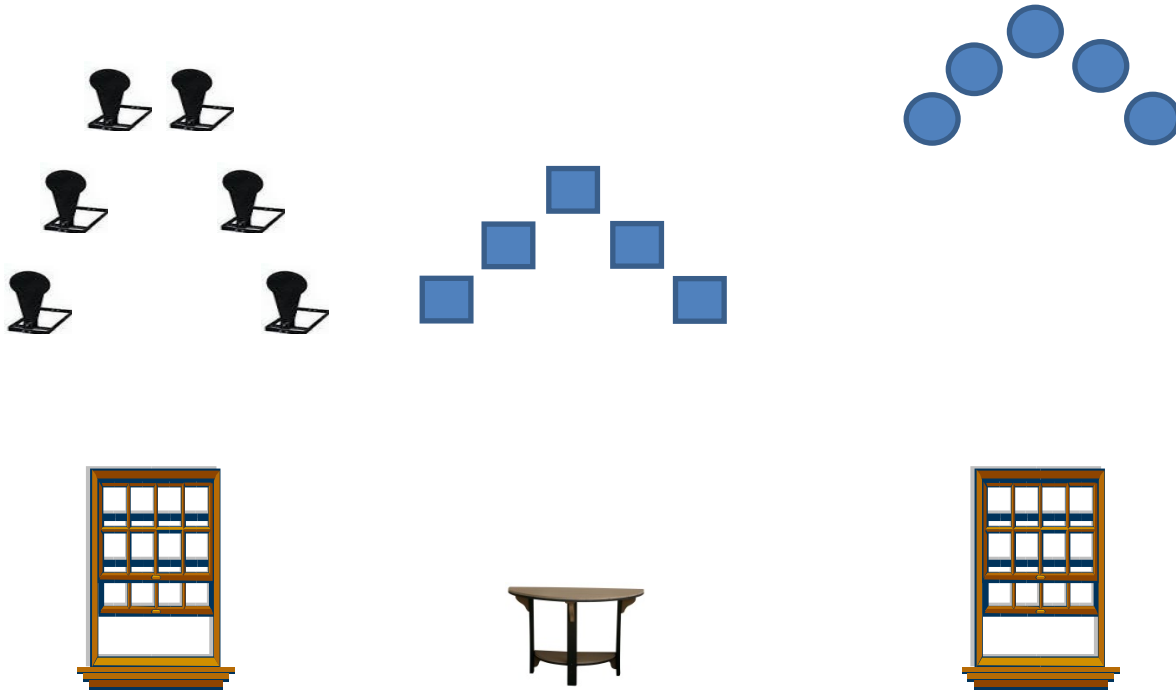
Then

Pistols: from Left window, In any order, do two 2-1-2 "sweep".

Note: Each target must be hit at least once.

Stage 3

2 Pistols 5 rds each holstered
Rifle 10 Rds – Staged and re-staged safely
Shotgun 6 Rds – Staged and re-staged safely



Shooter starts either at Right window both hands on frame.
Say a line, other than I'm Ready! ATB


Rifle: From Right window: Engage targets in a 1-3-2-3-1 sweep from either direction. Restage rifle safely.

Pistols: From between windows. Engage targets in a 1-3-2-3-1 sweep from either direction.
Re-Holster

Shotgun: From left window, Engage poppers until down. Restage shotgun safely

Stage 4

2 Pistols 5 rds each holstered
Rifle 10 Rds – Staged and re-staged safely
Shotgun 4 Rds – Staged and re-staged safely



Shooter starts behind at Table hands at Rifle Cowboy Port Arms
Say a line, other than I'm Ready! ATB:


Rifle: From the center; Starting on the left, shoot targets 1-2-1-2-3, then Starting on the Right, shoot 3-2-3-2-1. Re-stage rifle safely.

1st Pistol: From Left Window, Starting on the left, shoot 1-2-1-2-3. Re-holster

2nd Pistol: From Left Window, Starting on the Right, shoot 3-2-3-2-1. Re-holster

Shotgun: From the right window, Engage poppers until down.

2 Pistols 5 rds each holstered
Rifle 10 Rds – Staged and re-staged safely
Shotgun 4 Rds – Staged and re-staged safely



Start at either Left or right window, both hands on frame,
Say a line, other than I'm Ready! ATB

Pistols: From Left Window; Pendulum sweep targets either direction double tapping the middle target each time. Re-holster pistols.

Rifle: From the Center; Pendulum sweep targets either direction double tapping the middle target each time. Re-stage rifle safely

Shotgun: From right window; engage poppers until down

Bases: 6
Uprights: 2 Double
 4 White
Targets: 4 Square
 4 18" Round
 4 poppers
Scenario: 2 Window Frames, 1 Table

Stage 3

Bases: 10
Uprights: 4 Medium Red
 4 White
 2 Blue
Targets: 5 18" Round
 5 18" Square
 6 Poppers
Scenarios: 2 Window Frames, 1 Table

Stage 4 & 5

Bases: 6
Uprights: 4 White
 2 Blue
Targets: 3 18" Round
 3 18" Square
 4 Poppers
Scenario: 2 Window Frames, 1 Table