

STAGE 1

Not every man who wore a badge on his chest served the law. Steve Long, a professional gunman, aka Big Steve, teamed up with the Moyer Brothers to establish the Bucket of Blood Saloon in Laramie, Wyoming. Crooked card games were the rule at the saloon and losers were forced to sign over land and mining claims. Several of those who refused were murdered in the back room by Big Steve, who claimed that the victim had reached for his gun. On October 28, 1868, the citizens of the town had had enough, and vigilantes stormed the saloon and dragged the Moyer Brothers and Big Steve Long out and hanged all three from the rafters of a nearby building. Big Steve's last words on earth were: **“You can't hang me, I'm the Marshal!”**

Pistols – 10 holstered Rifle – 10 on wagon Shotgun – 4+ on wagon

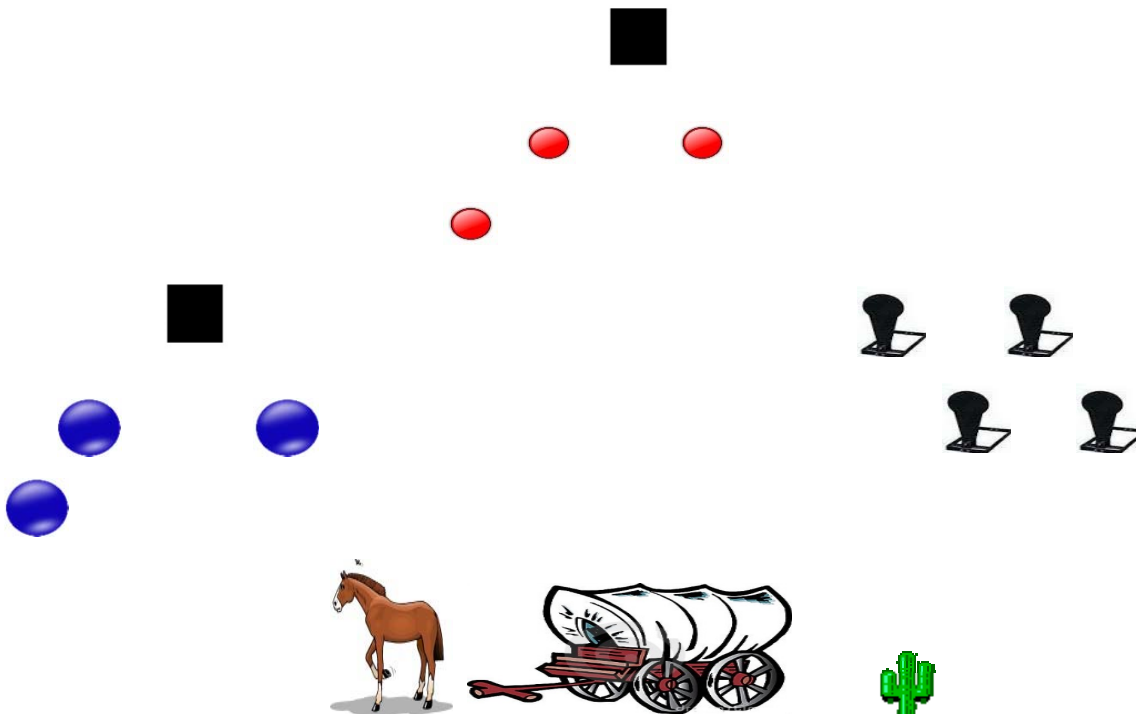
Shooter starts to left of horse, hands at Texas surrender.

Say your line. **“You can't hang me, I'm the Marshal!”** ATB:

Engage pistol targets. With 1st pistol engage targets: One rd. on left outside circle, 3 rds. on square, 1 rd. on left inside circle. Holster. With 2nd pistol engage the right side circle target with 2 rds., and then the square with 3 rds. Holster. Move to wagon.

With rifle engage the rifle targets in the same sequence as pistol. Place safe rifle back on wagon.

With shotgun in safe condition move past the cactus and engage shotgun poppers. PMF.



STAGE 2

In 1876 Matt Duggin arrived in the mining camp of Leadville, Colorado, a town full of thieves, quarrelsome miners, and other desperate characters. The first Marshal had been run out of town after two days and the second Marshal had been shot dead. The mayor turned to Matt Duggin because of his reputation as a hard man... and because of the seven notches in the walnut grip of his Colt. Duggin soon proved his worth as a lawman. When drunken miners began tearing up the Tontine Saloon, the Marshal entered the saloon alone, singled out the ringleader, and ordered him outside. When the miner refused to go, Matt replied calmly, **“Then, say a Hail Mary, 'cause you're a dead man where you stand.”**

Pistols – 10 holstered Rifle - 10 Port Arms Shotgun – 6+ on table


Shooter starts in right window, rifle at Port Arms.

Say your line. **“You're a dead man where you stand.”** ATB:

With rifle from the right, engage targets with 1 rd. on the square, 2 rds. on a circle, 1 rd. back on square, 2 rds. on another circle, 1 rd. back on the square, 2rds. on the remaining circle, with the last 1 rd. on the square. Restage rifle safely. Move to table.

With shotgun engage poppers. PMF. Restage shotgun safely. Move to left window.

Engage the pistol targets from the left. With 1st pistol, 1 rd. on the circle, 2rds. on each of the squares. Holster. With 2nd pistol engage the 2 squares with 2 rds. each, and then the right round with 1 rd. Holster.



STAGE 3

Not all men who wore a badge were duly elected by the townsfolk or had been appointed by the local magistrate. In 1871 local ranchers formed the Texas and Southwestern Cattlemen's Association for the sole purpose of combating livestock theft. From their headquarters in Ft. Worth, the association granted 29 "Livestock Theft Investigators" authority to recover stolen stock and punish cattle rustlers in Texas and Oklahoma. Although they had no real authority from the law, these Special Agents frequently acted as judge, jury, and executioner, because **"Rustlin' is a hanging offense in Texas!"**

Pistols – 10 holstered Rifle – 10 on haystack Shotgun – 4+ on haystack

Shooter starts center of left fence, pistol in hand, muzzle resting on top of fence.


Say your line. **"Rustlin' is a hanging offense in Texas!"** ATB,

With 1st pistol engage targets with a single tap 1, 2, sweep on the cowboys, then a 1, 2, 3, sweep on the cowboys and Indian, with the Indian being last. Holster. Move to haystack. Shooter may choose either rifle or shotgun.

With rifle engage targets in façade. Start on either Indian with 1 rd., 3 rds. on cowboy in opening, then 1 rd. back on same Indian. With second set of 5 rds. repeat instructions starting with opposite Indian. Place safe rifle on haystack.

With shotgun engage poppers. PMF. Place safe shotgun on haystack.

Move to center of right fence [past cactus] and with 2nd pistol engage targets in the same fashion as with 1st pistol. Holster.



STAGE 4

In 1870 the boom town of Treasure Hill, Nevada boasted a City Hall, four banks, two newspapers, forty two saloons, and one City Marshal to keep the peace. That Marshal's name was Tom Coleman. A local newspaper credited the Marshal with stopping an angry mob of miners headed for a lynching and reported that Marshal Coleman faced the miners fearlessly saying, **“You miners best sober up and go back to yer diggings ... or the undertaker will be diggin' yer grave.”**

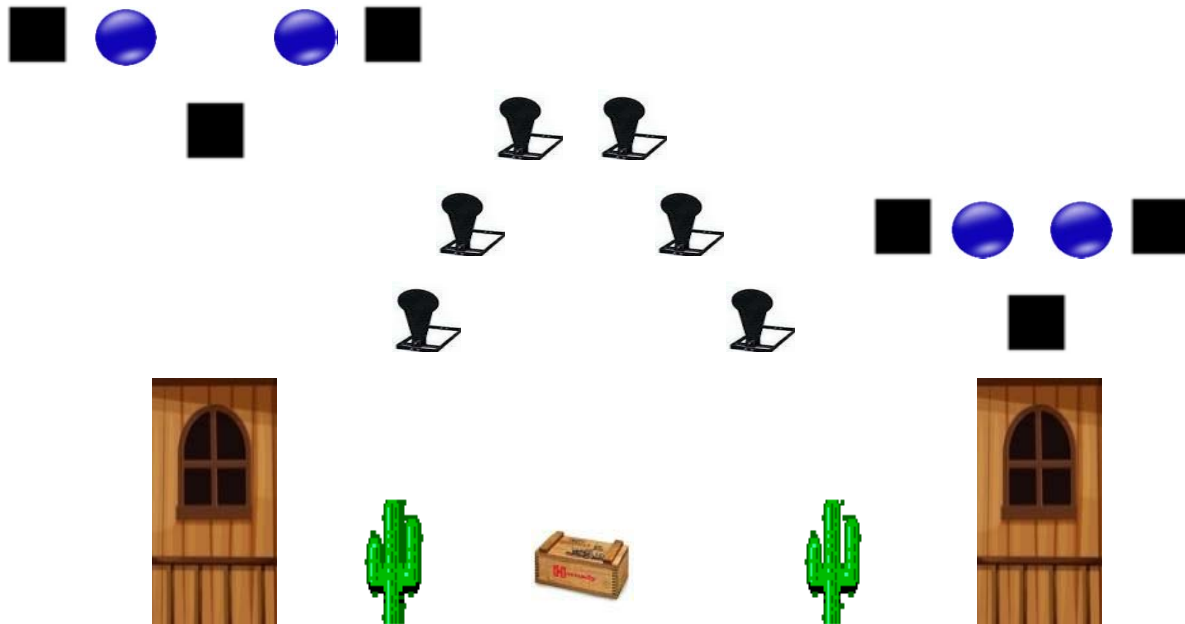
Pistols – 10 holstered Rifle – 10 in left window Shotgun – 6+ on Ammo Boxes

Shooter starts in left window holding shackles [handcuffs] with both hands.

Say your line. **“You miners best sober up”** ATB, Drop the shackles;

With rifle and pistol engage the 5 targets with 4 rds. each. Guns any order. Place safe rifle on shelf. Holster pistols.

Move to ammo boxes and with Shotgun, engage poppers. PMF. NOTE: pistol targets to the right are no-shoot targets on this stage.



STAGE 5

James Gillette joined the Texas Rangers in 1878. Jim earned fifty bucks a month for risking his life as a Ranger. After swearing his allegiance to Texas, he received a badge and a notebook which listed all the wanted men in Texas at that time. The list included men (and women) wanted for everything from stealing a pig to murder, and included the outlaw John Westley Hardin. There were a total of 4,672 names on the list. 771 were wanted for murder and 897 for attempted murder. During his career, Jim Gillette captured many an outlaw that was listed in that book, because **“A Texas Ranger always gets his man.”**

Pistols – 10 holstered Rifle – 10 in left window Shotgun – 4+ on horse

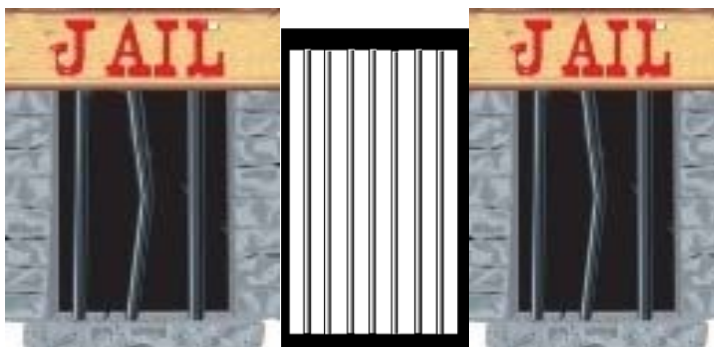
Shooter starts standing directly behind horse, with both feet, holding tail with both hands.

Say your line: **“A Texas Ranger always gets his man.”** ATB

Move to left side of horse and with shotgun engage poppers. PMF. Stage shotgun safely.

Move to right window and with Pistols engage the pistol targets (4 circle Sam) with: Engage a left circle target with 1 rd., Sam with 2 rds., then each left side circle targets with one rd. Then repeat instructions with right side targets. Holster.

Move to left window and with rifle engage the rifle targets in a pendulum sweep starting on either end.



STAGE 6

Perhaps the most famous and most often quoted saying is not from the real old west, but from a movie. Most everyone remembers the famous line from the Mel Brooks Western comedy "Blazing Saddles", but the first time this line was heard on the silver screen was in the 1948 John Houston classic, "Treasure of the Sierra Madre". The Mexican bandit in the huge sombrero was attempting to convince the three gringo prospectors that he and his men were Federales ... not bandits. When they were asked to show their badges, the reply was the classic line, "**Badges? We don't need no stinkin' badges.**"

Pistols – 10 holstered Rifle – 10 on wagon Shotgun – 4+ on wagon

Shooter starts standing behind wagon, hands on hat.

Say your line. "**Badges? We don't need no stinkin' badges.**" ATB,

Engage the rifle targets in a double-tap sweep, starting on either end, with the last two rds back on the square. Place safe rifle on wagon.

Move to pistol station in front of the horse and engage the pistol targets with same sequence as the rifle. Holster pistols.

Pick up shotgun, move past [both feet] the cactus and engage poppers. PMF.



STAGE 7

The screenwriters for the movie "Tombstone" starring Kurt Russell and Kilmer gave us many, many memorable quotes that were never actually spoken in the old west, but should have been! Just before the shootin' starts at the OK Corral, Ringo surveys his opponents and says, "Hell, Doc's so drunk he's seein' double!" Doc Holliday replies, "**That's probably true, and I've got two guns ... one for each of ya!**"

Pistols – 10 holstered Rifle – 10 in right window Shotgun – 6+ on table

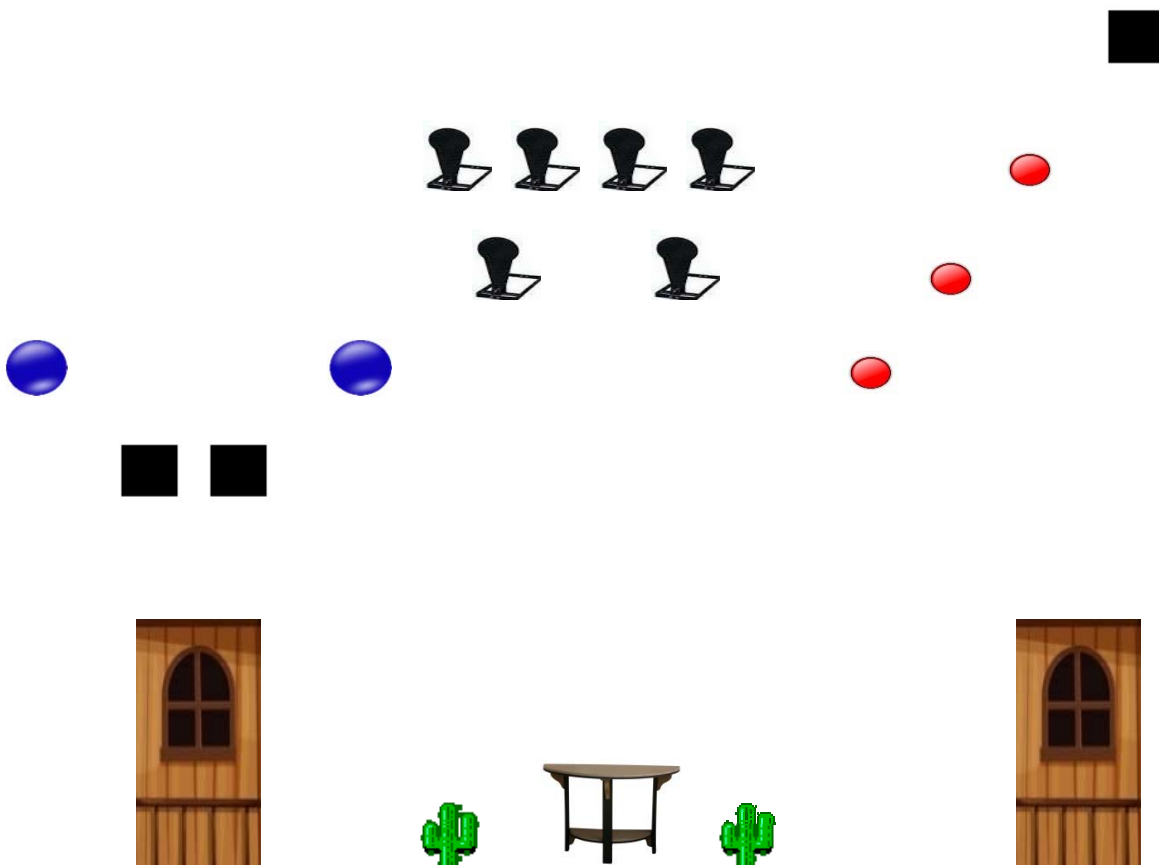
Shooter starts in left window, hands at Texas surrender.

Say your line. **I've got two guns ... one for each of ya!** ATB,

Engage pistol targets from the left: 1 on 1, 2 on 2, 3 on 3, then one rd. on each target again starting on the left. 1, 2, 3, 4. Holster pistols.

Move to table and engage shotgun poppers. PMF. Stage shotgun safely.

Move to right window and with rifle engage the targets from the left with the same sequence as the pistols.




STAGE 8

Another great line from the movies was spoken by a Clint Eastwood in “The Outlaw Josie Wales”. Josie has become an outlaw with a price on his head when he seeks revenge for the murders of his wife and son by the RedLegs. Many men have died pursuing Josie, and when several bounty hunters finally track down the former Confederate, they seem hesitant to confront this very dangerous man. As the tension mounts, Clint gives 'em the steely eye as only Clint Eastwood can....., he finally loses patience and calmly says, **“Well, ya gonna pull them pistols, or just whistle Dixie?”**

Pistols -10 holstered Rifle – 9 at low ready Shotgun – 4+ on haystack

Shooter starts standing behind table with rifle at the low ready [pointed down, not at target]. Say your line. **“Ya gonna pull them pistols, or just whistle Dixie?”** ATB, Engage the rifle targets with 4 rds. on the cowboy, 2 rds. on each Indian then 2 rds. back on the cowboy. Place safe rifle on haystack. Move to either corral fence beyond the cactus. With 1st pistol engage the 3 pistol targets with 2rds. on each cowboy, then 1 rd. on the Indian. Holster. Move back to the haystack. With shotgun engage poppers. PMF. Place safe shotgun on haystack. Move to opposite corral fence beyond cactus. With 2nd pistol engage the targets with the same sequence as the 1st pistol. Holster.



STAGE 9

Wild Bill Hickock and Dave Tutt were gambling in the saloon of the Old Southern Hotel in Springfield, Missouri. Bill was usually quite good at cards, but ol' Bill had been losing steadily and finally put his gold pocket watch on the table as collateral for his debts, warning Dave not to wear Bill's watch in public.

Of course Tutt couldn't resist showing his friends that he had won the famous Wild Bill Hickock's watch. Later that day as Dave stepped out in the street, Bill shouted, **“Don't pack that watch across the street unless you believe that dead men can walk!”** Tutt carefully placed the watch back in his pocket, pulled his pistol and fired, but missed. Wild Bill then calmly put a lead ball through Dave's heart at 75 yards, and said **“Are you satisfied!”**

Pistols -10 holstered Rifle – 10 in left window Shotgun 6+ on ammo boxes

Shooter starts in right window, hands on frame.

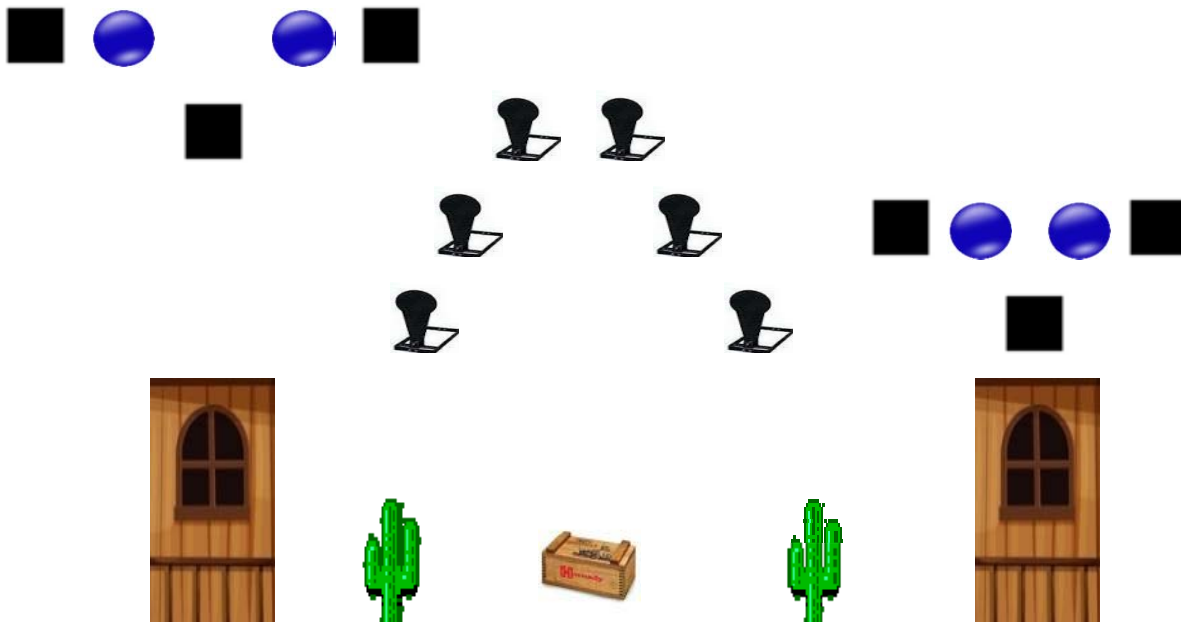
Say your line. **“Are you satisfied!”** ATB,

With 1st pistol engage targets starting on either end with 2 rds on an outside square, then single tap each of the circles and center square. Holster.

With 2nd pistol single tap circle targets and center square and then 2rds on the opposite outside square. Holster. (no double taps on the center 3 targets)

Move to ammo boxes. With shotgun engage poppers. PMF. Restage shotgun safely.

Move to left window. With rifle engage targets with same sequence as the pistols starting on either end.



STAGE 10

Charlotte Parkhurst was raised as a girl, but ran away at an early age. She changed her name to Charley, and began living as a man. Charley learned to drive stagecoaches in the east, then went west to California. Known for cursing and smoking stogies, Charley carried two pistols and once shot a robber dead who had tried to rob the stage. When Charley died years later, the undertaker was amazed to discover the man they had known for years was actually a woman!(and possibly said, “**Well I'll be damned!**”) After the funeral, local officials opened her locked trunk and found only a red dress and a pair of baby shoes.

Pistols -10 holstered Rifle – 10 in left widow Shotgun – 4+ on horse

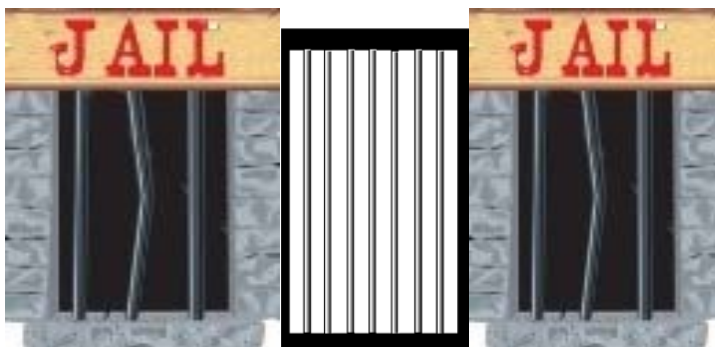
Shooter starts at left window with rifle pointed down range at the ready.

Say your line. “**Well I'll be damned!**” ATB,

Engage rifle targets with 2 rds. on the center target, then single tap the targets to the left or right of center for 3 rds. With 2nd 5 rds. engage targets in the same sequence using the opposite side targets. Place safe rifle in window.

Move to right window. With pistols engage 4 circle Sam targets with 2 Nevada sweeps: One Nevada sweep using the 2 top Circles, the other Nevada Sweep using the 2 bottom circles, Both Nevada Sweeps will use Sam as the center target. Holster pistols.

Move to shotgun and engage poppers. PMF.



STAGES 1 & 6

STEEL

2 – red stands
4 – white stands
2 – blue stands
3 – large circles
3 – small circles
2 – large squares
4 – poppers
9 – bases

PROPS

1 – horse
1 – wagon
1 – small cactus

STAGES 2 & 7

STEEL

1 – double brown stand
3 – red stands
3 – white stands
1 – blue stand
2 – large circles
3 – small circles
3 – large squares
6 – poppers
10 – bases

PROPS

2 – window facades
1 – half-moon table
2 – small cacti

STAGES 3 & 8

STEEL

4 – white stands
2 – short red stands
4 – blue stands
12 – bases
4 – cowboys
4 – Indians
4 – poppers
1 – Big Sam

PROPS

2 – wood facades
1 – saloon sign
1 – horse trough
1 – hitching post
2 – wooden corral fences
2 – large cacti
2 – small cacti
1 – hay bale

STAGES 4 & 9

STEEL

1 – red stand
5 – white stands
4 – blue stands
6 – poppers
6 – large squares
4 – large circles
12 – bases

PROPS

2 – facades
1 – small ammo box
1 – large ammo box
2 – large cacti

STAGES 5 & 10

STEEL

- 5 – train cars (or 5 tombstones)
- 6 – white stands
- 1 – Circle Sam rack
- 2 – Circle Sam rack stands
- 7 – bases
- 4 – large circles
- 1 – Circle Sam cowboy

PROPS

- 2 – jail window facades
- 1 – jailhouse bar façade
- 1 – small cactus
- 1 – horse

Goldcoast Gunfight Wild Bunch Match

Pistol: 20 rounds

Rifle: 10 rds Staged in right window

Shotgun: 6 rds Staged on center table


Start: Right Window, Hands on window frame.

Your line: "Yes sir, Mr. Bishop!" ATB

Rifle from right window; Sweep round targets 1 time each, double tap square and repeat. Stg Rifle safely. Move to Pistols or shotgun.

Shotgun from Center, engage 6 poppers. No Make-ups.

Pistols: From Left Window. Starting on a Circle, Nevada Sweep Circles and tombstone rack for 5 rds. Then, starting on a Square, Nevada sweep Squares and Tombstone Rack for 5 rds. Then engage all stationary targets and remaining tombstones with 1 round each (for 5 rds). Then for last 5 rds repeat engage all stationary targets and any remaining tombstone with 1 rd each. (If all tombstones down pre to sequence then engage stationary targets with at least 1 rd each; any standing tombstones are counted as a miss)



Goldcoast Gunfight Wild Bunch Match

Pistol: 20 rounds

Rifle: 10 rds Staged in Center Table

Shotgun: 4 rds Staged on center table

Start either Left or right fence Texas Surrender

Your Line: "If they move, Kill 'em!" ATB


Pistols: 5 rds From Left fence, Double tap cowboys, single tap Indian (any order)

5 rds from right fence, Double tap cowboys, single tap Indian (any order)

10 rds from center engage each Indian with 2 rds, and engage cowboy with 6 rds.

Rifle from center, engage each Indian 1 time and Cowboy 8 times.

Shotgun: from Center: Engage poppers (4 each, no make-ups)



Goldcoast Gunfight Wild Bunch Match

Pistol: 20 rounds

Rifle: 10 rds Staged in Left window

Shotgun: 6 rds Staged on center table

Start center table with shotgun at cowboy port arms.

Your Line: "Fuego!" ATB

With Shotgun: Engage Poppers (no-make-ups) Stage safely

Move to Left window with rifle: Double tap rifle targets. Stage rifle safely.

Move to right window: First 5 rds, Starting on rack, Alternate between rack and stationary targets using different stationary target each time. Second 5 rds, Starting on rack, Alternate between rack and stationary targets using different stationary target each time. Then for 10 rds, double tap all 5 stationary targets. (standing plates are a miss)

