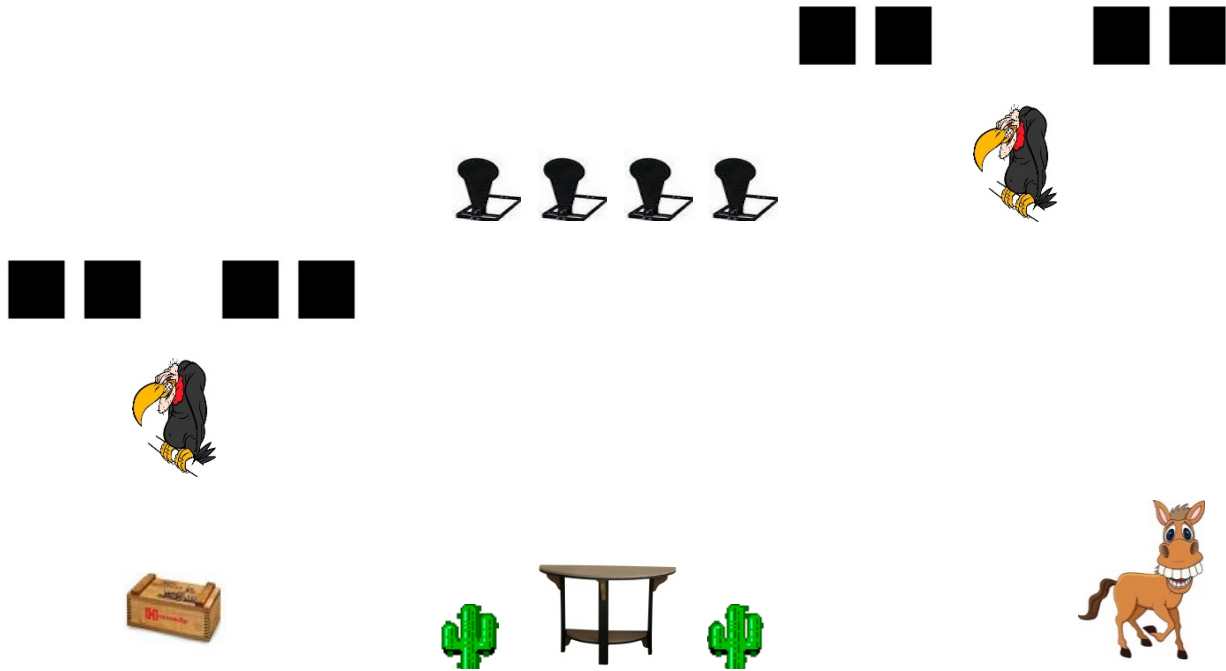


Stage 1

Pistols – 10 rds. holstered Rifle – 10 rds. on horse Shotgun – 4+ on table

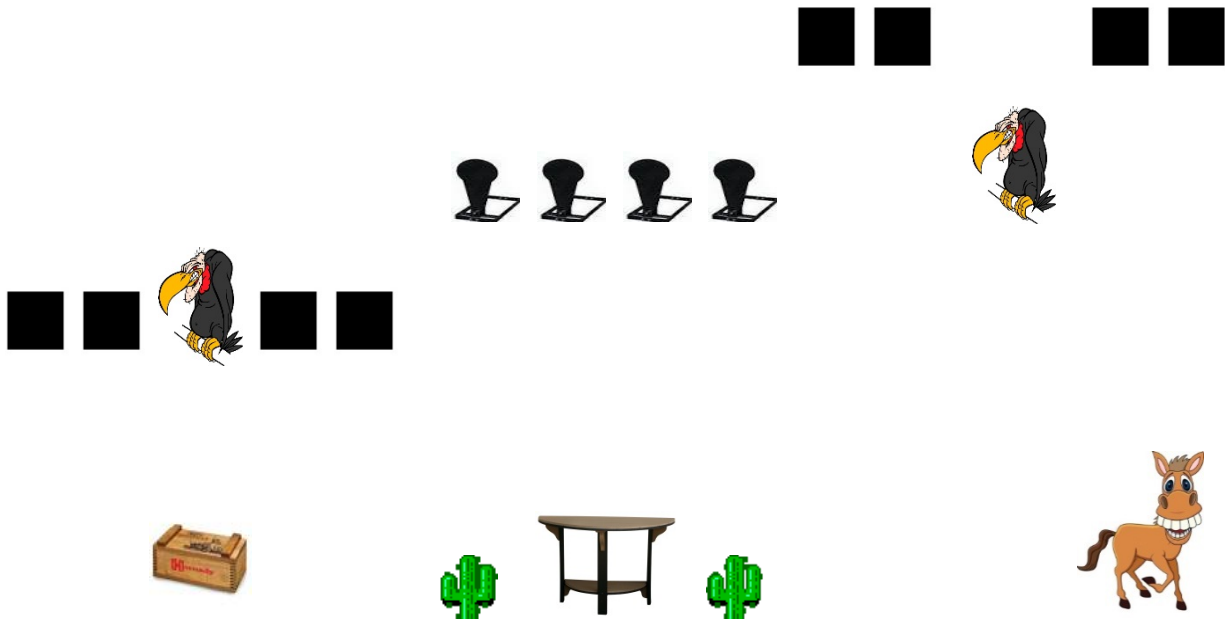
Shooter starts behind ammo boxes hands at “Texas Surrender”. Say a Line. ATB with 1st pistol engage pistol targets with a single tap sweep from either end with last rd. on the buzzard. Holster. With second pistol repeat starting sweep from opposite end. Holster. Move to table. With shotgun engage poppers. PMF. Restage shotgun safely. Move to horse. With rifle engage rifle targets with same sequence as the pistols.



Stage 2

Pistols – 10 rds. holstered Rifle – 10 rds. on horse Shotgun – 4+ rds. on table


Shooter starts behind table, hands on ammo. Say a line. ATB engage poppers. PMF. Restage shotgun safely. Move to behind ammo boxes. With pistols, starting from either end, engage pistol targets with 1rd. on an outside square, 2 rds. on the buzzard, 1 rd. on an inside square, 2 rds. on the buzzard, 1 rd on the other inside square, 2 rds. on the buzzard, with last rd. on the last outside square. Holster pistols. Move to horse. With rifle engage rifle targets with the same sequence as the pistols.



Stage 3

Pistol – 10 rds. on table Rifle – 10 rds. on table Shotgun – 2+ on table


Shooter starts seated on buggy seat. Hands on knees. Say a line. ATB with pistols and rifle engage the 6 pistol/rifle targets with a continuous, (back and forth), single tap sweep for 20 rds. starting from either end. Shooter may stand at any time. Restage pistols and rifle back on table. With shotgun engage poppers and swingers. Shooter may start with either pistols or rifle. Shotgun must be last. Make sure you hit the swingers. There will be no “Golden BB’s”.



Stage 4

Pistols – 10 holstered Rifle - !0 in right window Shotgun – 6+ in left window


Shooter starts in left window. At direction of R.O., 97 shooters stoke 2 rds., side by side load 2 rds. but do not close gun, 94's load 2 rds, but do not lever closed. With shotgun shouldered say a line. ATB engage 2 poppers only. PMF. Restage shotgun on shelf. Move to the left of the façade. With 1st pistol engage Indian pistol targets with a "Dang It Dan" sweep. 1,2,1,1. Holster pistol. Move back to window. Engage the remaining 4 poppers. PMF. Restage shotgun safely. Move to right window. With rifle engage star rifle targets with 2 "Dang It Dan" sweeps. Both starting on the left target. Restage rifle safely. Move to the right of the façade and engage the Indian pistol targets with, yes, you guessed it, a "Dang It Dan" sweep.



Stage 5

Pistols – 10 holstered Rifle – 10 in right window Shotgun – 6+ in left window

Shooter starts to left of left façade, with pistol or pistols at the low ready. Say a line. ATB with 1st pistol engage Indian pistol targets alternating for 5 rds. Holster pistol. Move to left window. With shotgun engage poppers. PMF. Restage shotgun safely. Move to right window. With rifle engage the rifle targets with an alternating double tap sweep. Restage rifle safely. Move past right façade and with 2nd pistol engage Indian pistol targets alternating for 5 rds. Holster



Stages 1 & 2

Steel – 8 large squares

2 buzzards

8 white uprights

2 red uprights

12 bases

4 poppers

Props – 1 small ammo box

1 large ammo box

half moon table

horse

2 small cacti

Stage 3

Steel – 6 large squares

6 white uprights

8 bases

2 poppers

2 swingers

Props – buggy seat

square table

2 small cacti

Stages 4 & 5

Steel – 4 Indians

2 stars

4 red uprights

2 blue uprights

6 bases

6 poppers

Props – 2 facades