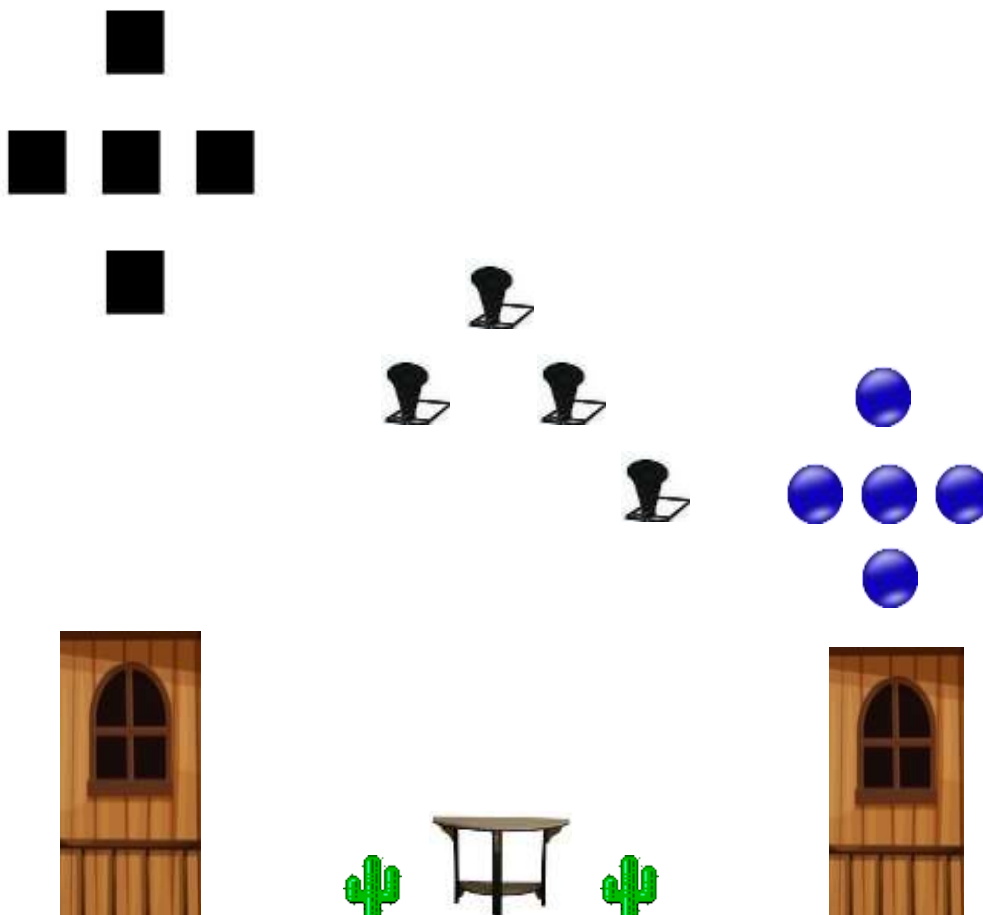


STAGE 1

Cinco De Mayo has new meaning for many. First you can walk across the border freely.

Pistols – 10 holstered Rifle – 10 in left window Shotgun 4+ on table

Shooter starts in right window with hands on hat. The line is. **“Come get your free stuff.”**
ATB with pistols engage the targets with 2 Nevada sweeps, starting on the center target, one vertical, the other horizontal. Holster pistols. Move to table. With shotgun engage poppers. PMF. Restage shotgun safely. Move to left window. With rifle engage targets with the same sequence as the pistols.

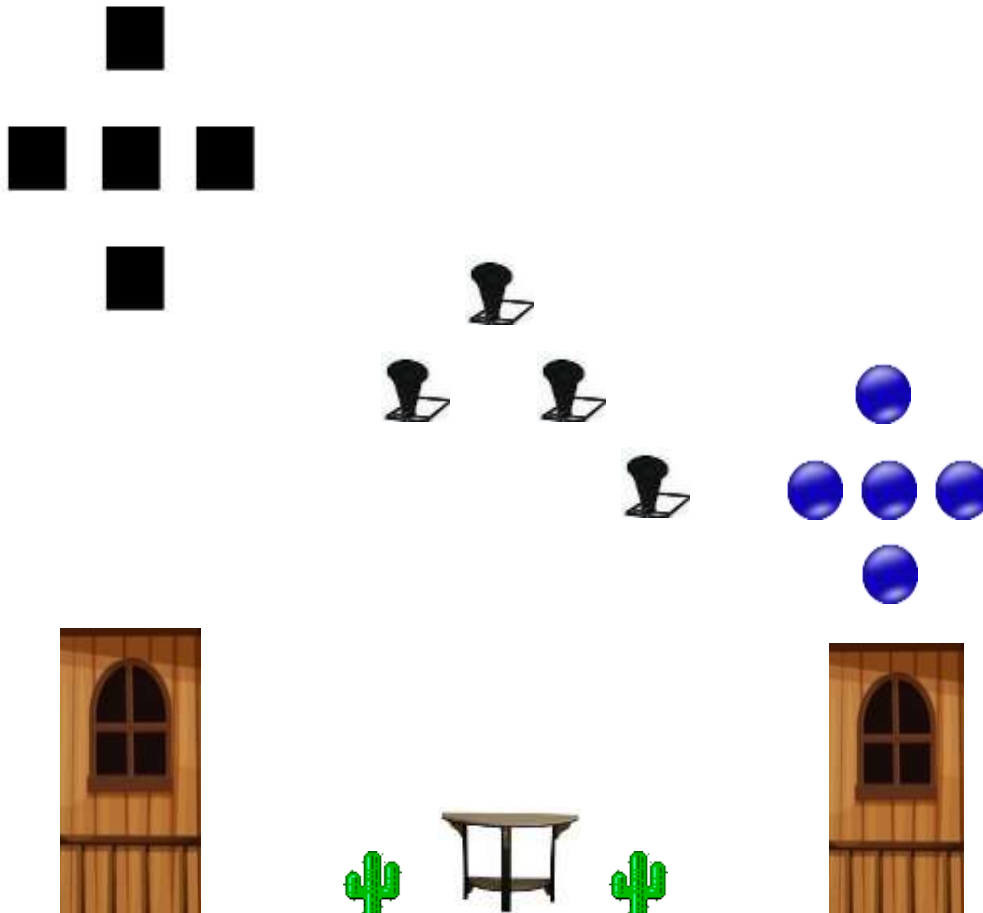


STAGE 2

You can get free medical attention.

Pistols – 10 holstered Rifle – 10 in left window Shotgun - 4+ on table

Shooter starts behind table with hands on ammo. The line is, **“Free healthcare. What a country.”** ATB with shotgun engage poppers. PMF. Restage shotgun safely. Move to either pistols or rifle. With pistols engage targets with 2 sweeps - one vertical, one horizontal. 1st pistol, 3 rds. on center target, one rd. each on the vertical or horizontal targets. Holster. 2nd pistol, 3 rds. on center target, 1 rd. each on the remaining 2 targets. Holster. Move to opposite window. With rifle engage targets in the same fashion as the pistols. Restage rifle safely.




STAGE 3

You can get a place to live for free.

Pistols – 10 holstered Rifle – 9 at Port Arms Shotgun – 4+ on table

Shooter starts to the right of lamp post, rifle at port arms. The line is **“Free housing. I love this place.”**

ATB with rifle engage the 9 rifle targets with a single tap sweep from either the left or right. Restage rifle safely in window. With 1st pistol engage targets alternating for 5 rds. Holster. Move to table. Engage poppers. PMF. Restage shotgun safely. Move to left window. With 2nd pistol engage targets, alternating for 5 rds. Holster.

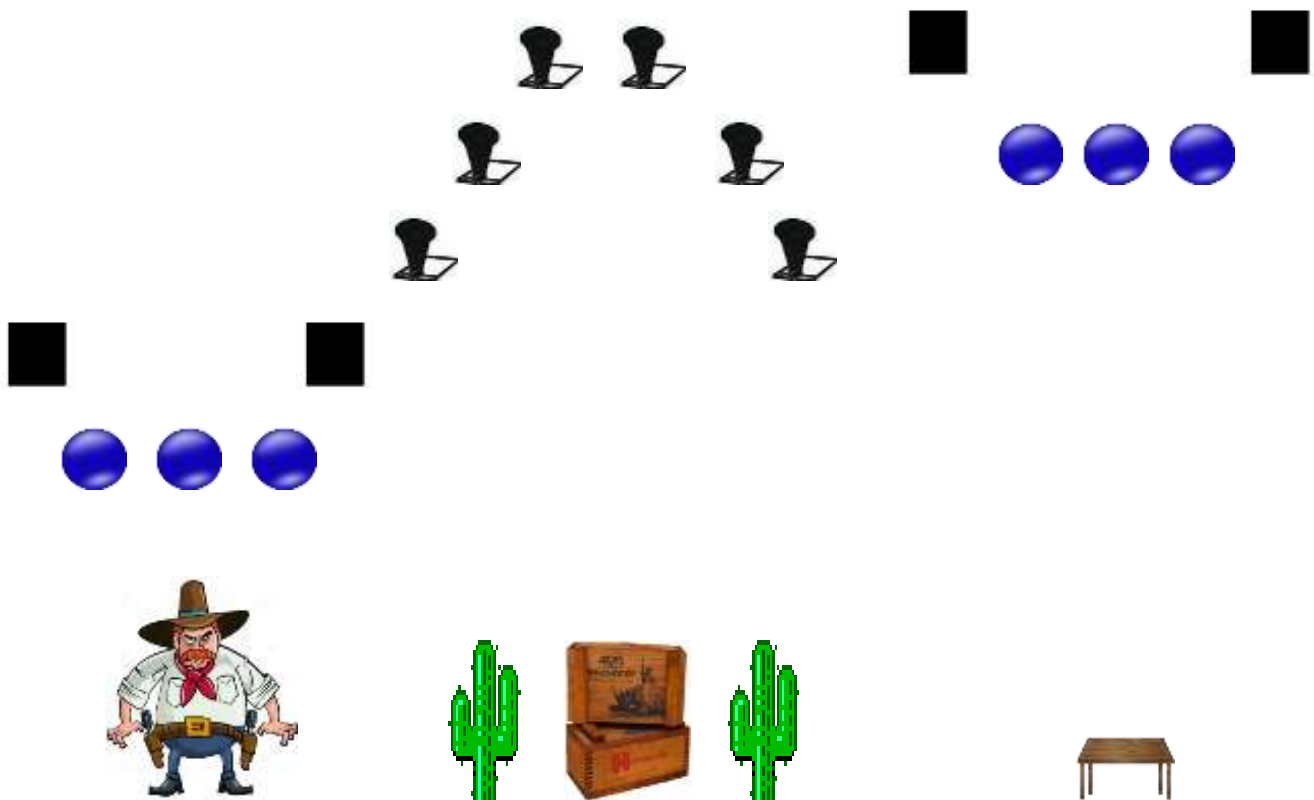


STAGE 4

You can get free food.

Pistols -10 holstered Rifle – 10 on table shotgun – 6+ on table

Shooter starts in front of cowboy, hands on cowboy's neck. The line is **“Free food. Give me more.”** ATB with pistols engage targets starting on the center target with 4rds., then 1 rd. each on the 2 inside targets, then 2 rds. each on the outside targets. Holster pistols. Move to ammo boxes. Engage poppers. PMF. Move to table. Engage rifle targets with the same sequence as the pistols.

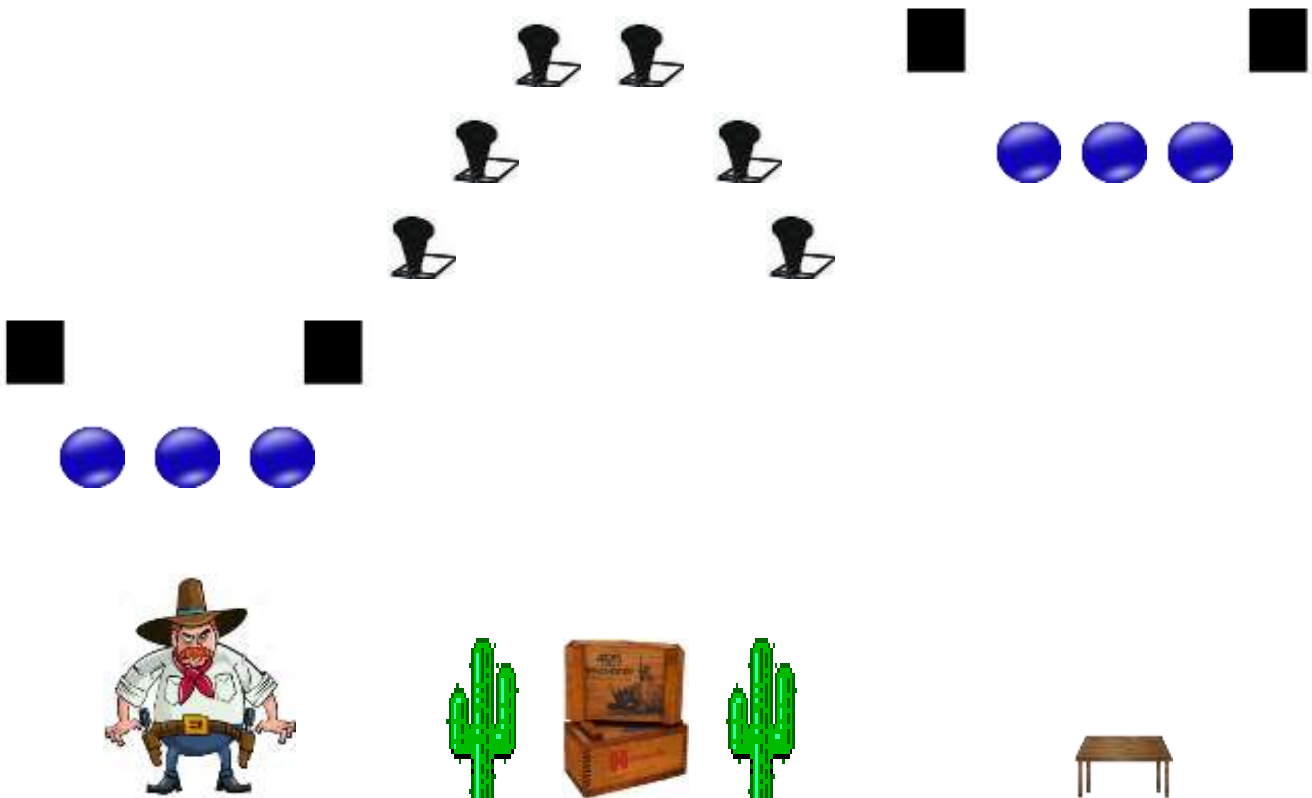


STAGE 5

You can get a free education.

Pistols – 10 holstered Rifle – 10 at the ready Shotgun – 6+ on ammo boxes

Shooter starts behind table, rifle shouldered at the ready. The line is, “**Yo no hablo Inglés.**” ATB with rifle engage the lower rifle targets with 2 rds. each, then alternate for 4 rds. on the 2 outside targets. Restage rifle safely. Move to ammo boxes. With shotgun engage poppers. PMF. Restage shotgun safely. Move to cowboy. Knock him down. With pistols engage pistol targets with the same sequence as the pistols. Holster pistols.

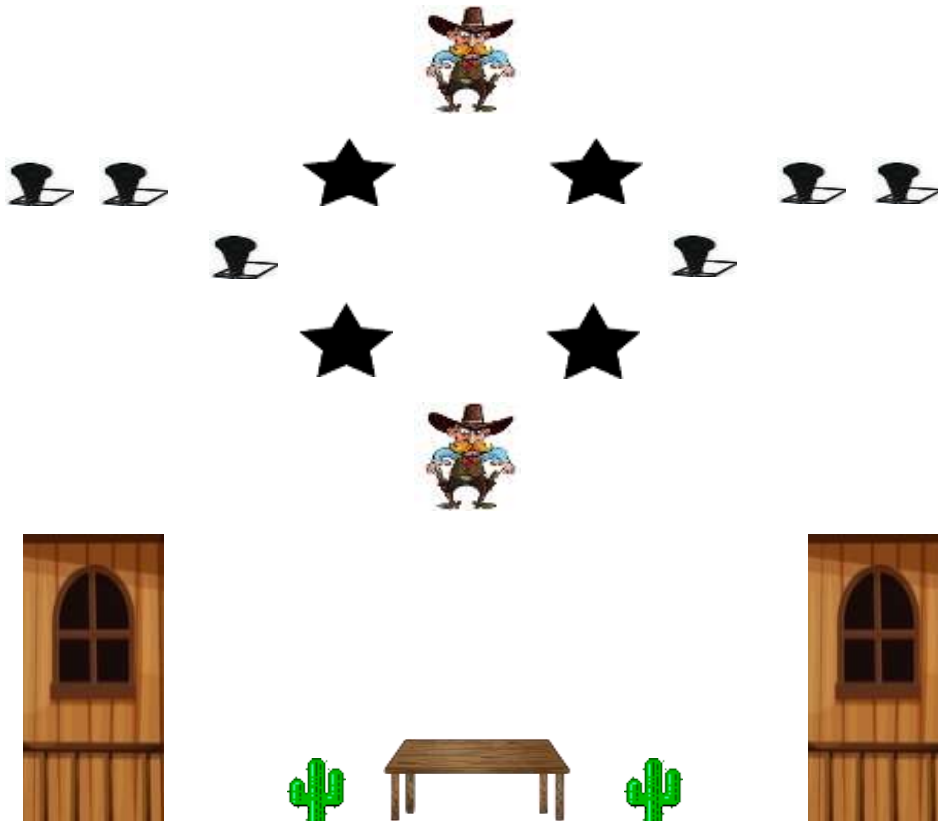


STAGE 6

You can get a free phone.

Pistols – 10 holstered Rifle – 10 on table Shotgun – 6+ in left window

Shooter starts hands on left window frame. The line is, **“Hola! Hola! Damn dropped calls.”** ATB engage poppers. With safe shotgun move and engage the remaining poppers - 2 at the table and 2 at the opposite window. Poppers can be made up at any time before engaging the rifle and pistols targets. Restage shotgun safely. From table with 1st pistol engage the lower targets with 2rds. on the center target then sweep the 3 targets with one rd. each. Holster. With 2nd pistol engage targets with 2rds. on the center then sweep in the opposite direction. Holster. With rifle engage the upper targets with the same sequence as the pistols.



Stages 1 & 2

Steel – 4 large squares

4 large circles

2 brown double uprights

2 short red uprights

4 white uprights

10 bases

4 poppers

Props -2 facades

half moon table

2 large cacti

2 palates (for brown uprights)

Stage 3

Steel – 4 Indians

9 small circles

8 white uprights

2 blue uprights

3 red uprights

15 bases

4 poppers

Props -2 facades

1 table

2 small cacti

Stages 4 & 5

Steel – 4 large squares

6 large circles

3 red uprights

5 white uprights

2 blue uprights

12 bases

6 poppers

Props – knockdown cowboy

knockdown table

1 small ammo box

1 large ammo box

2 large cacti

Stage 6

Steel – 4 stars

2 cowboys

1 red upright

2 brown uprights

1 tall blue upright

6 bases

6 poppers

Props – 2 facades

1 table

2 small cacti