

Stage 1

Pistols – 10 rds. holstered Rifle – 10 rds. on horse Shotgun – 4+ on table

Shooter starts behind table with hands on ammo. SAL. ATB, with shotgun engage poppers. PMF. Move to horse. With rifle engage rifle targets by double tapping the three inside targets (not starting on the center target). Then double tap each outside target. Restage rifle safely. Move to the left side of the cowboy. With pistols engage targets with a double tap Nevada sweep starting on the center target. Holster pistols.



Stage 2

Pistols – 10 rds. holstered Rifle – 10 rds. at Port Arms Shotgun – 4+ on table

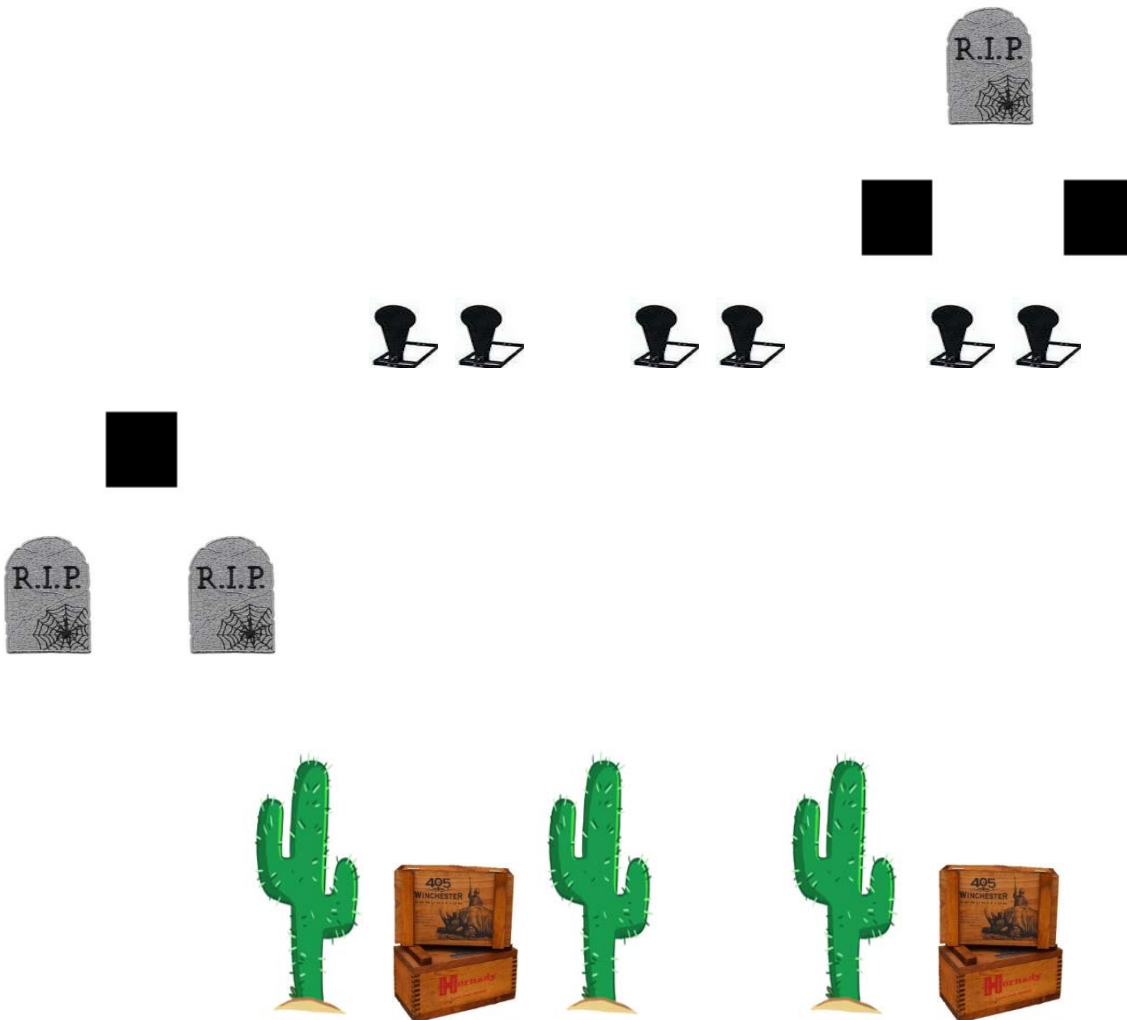
Shooter starts standing beside horse, rifle at Port Arms. SAL. ATB, with rifle engage the center target with 1 rd. then sweep the upper targets with 1 rd. each. With 2nd five rds. engage targets with the same sequence as 1st five rds. sweeping from the opposite end. Restage rifle safely. Move to table. With shotgun engage poopers. PMF. Move to the left of the cowboy. With 1st pistol engage targets with 2 rds. on the center target then sweep from either direction. Holster pistol. With 2nd pistol repeat sweeping from the opposite end. Holster pistol.



Stage 3

Pistols – 10 rds. holstered Rifle – 10 rds. on right ammo boxes Shotgun – 6+ in hand

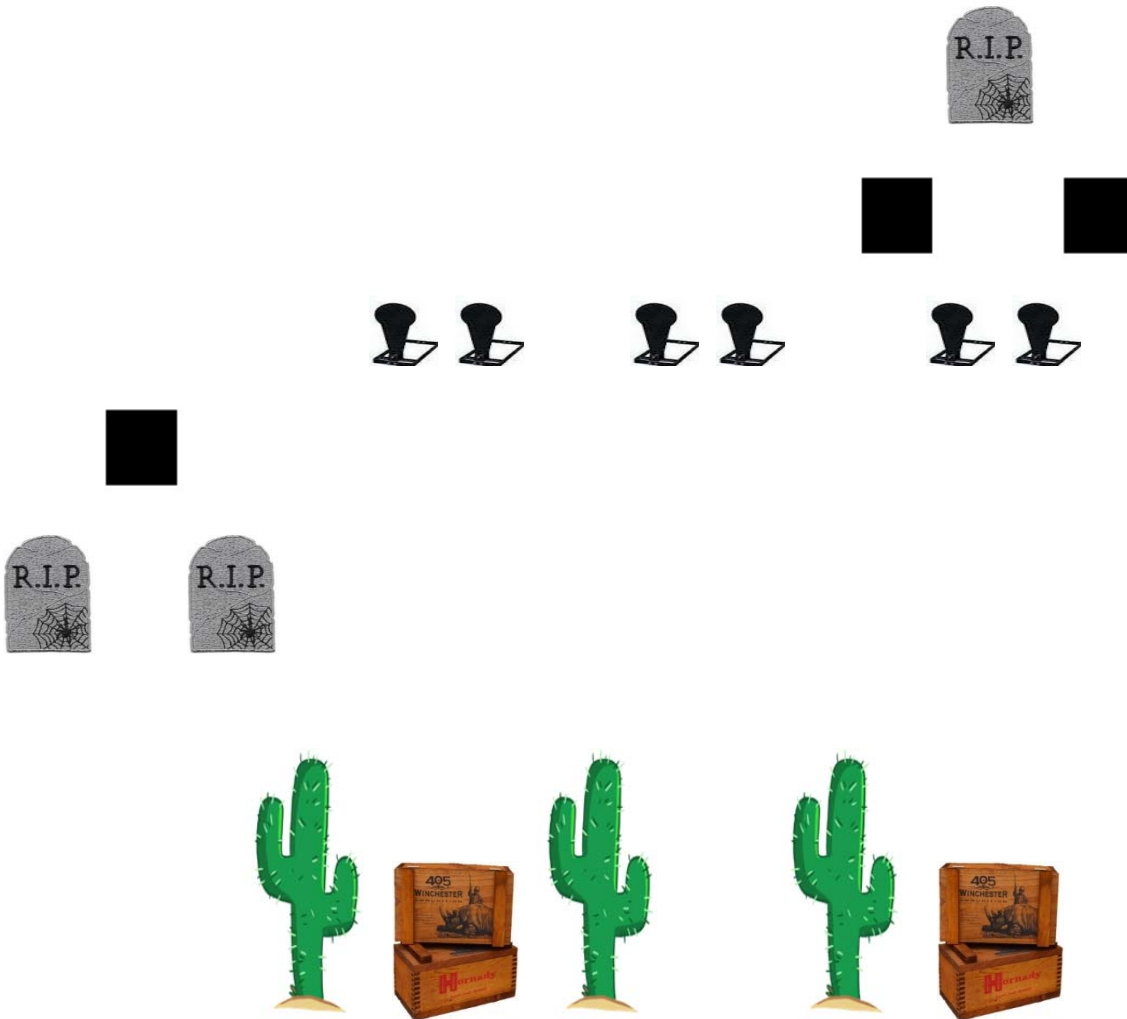
Shooter starts standing behind left side ammo boxes. At the direction of the RO load 2 rds. and shoulder shotgun. SAL. ATB, with shotgun engage the 2 poppers in front of the boxes. PMF. Move, with safe shotgun, to between the two cacti and engage the 2 poppers between the cacti. PMF. Move, with safe shotgun, to the right side ammo boxes. Engage the 2 remaining poppers. PMF. Restage shotgun safely. With rifle engage targets with 3 rds. on the center target then 2rds. on a bottom target. Repeat with 2nd five rds. using the other bottom target. Restage rifle safely. Move to the front of the pistol targets (past the left cactus) and engage the pistol targets with the same sequence as the rifle. Holster pistols.



Stage 4

Pistols – 10 rds. holstered Rifle – 10 rds. on right ammo boxes Shotgun – 6+ on left ammo boxes

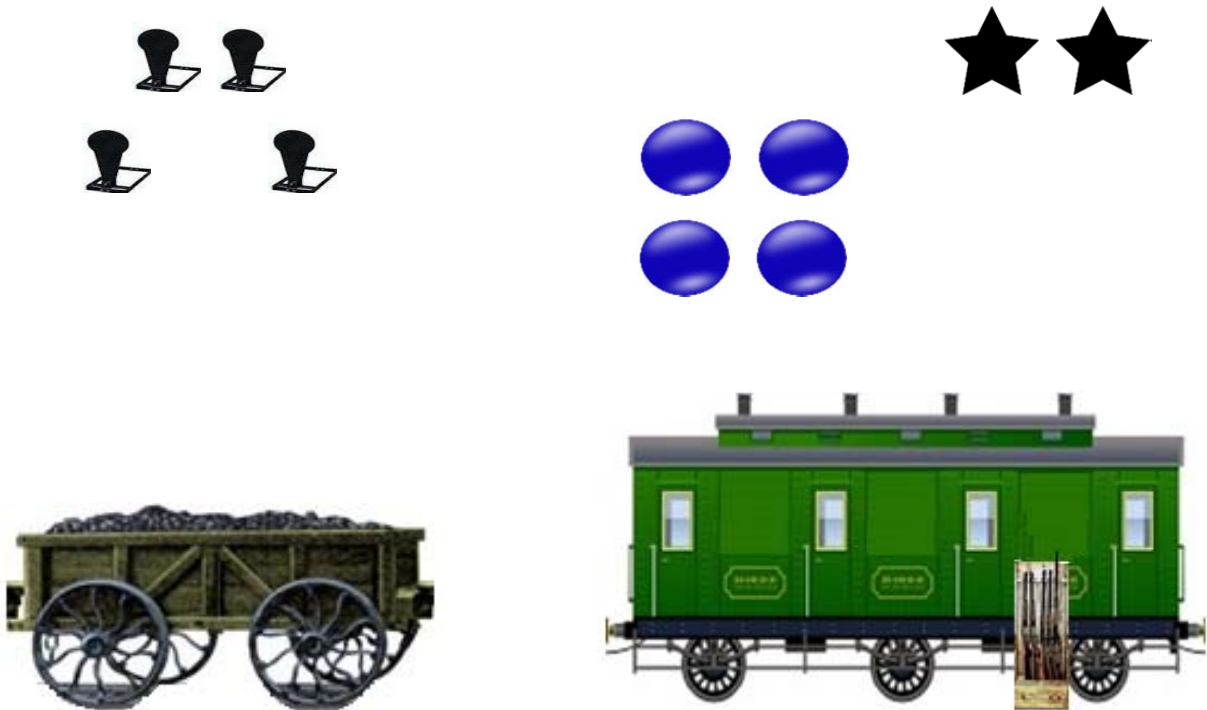
Shooter starts to the left of the left side cactus, hands at Texas Surrender. SAL. ATB, with pistols, starting on a bottom target, alternating, engage targets with 1 rd. on a bottom target then 2 rds. on the top target for 10 rds. (1 on bottom, 2 on top, 1 on other bottom, 2 on top, etc.) Holster pistols. Move to left ammo box. With shotgun engage all six poppers from the three shooting stations. Remember to move with shotgun in a safe position. Restage shotgun safely. With rifle engage rifle targets with the same sequence as the pistols.



Stage 5

Pistols – 10rds. holstered Rifle – 10 rds. on stand Shotgun – 4+ on coal car

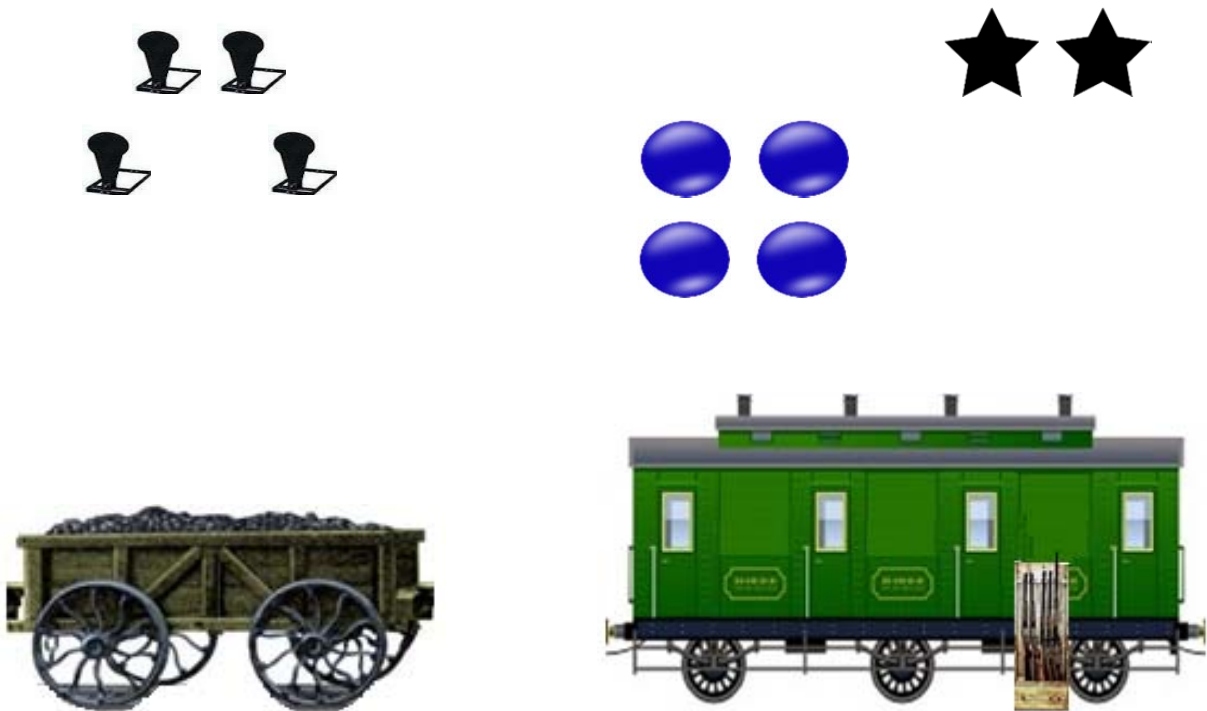
Shooter starts behind coal car hands on hat. SAL. ATB, with shotgun engage poppers. PMF. Move to railcar. From left window with 1st pistol, engage pistol targets with 1 rd. on a bottom target, then 3 rds. on the opposite top target, then 1 rd. back on the original bottom target. Holster pistol. With second pistol engage the remaining two targets with the same sequence. Holster pistol. Move to the right window. With rifle engage rifle targets with two 1,3,1 sweeps. One sweep starting on the left side target the other sweep on the right side target.



Stage 6

Pistols – 10 rds. holstered Rifle – 10 rds. on stand Shotgun – 4+ on coal car

Shooter starts in left window of train car, hands at sides. SAL. ATB, with 1st pistol engage the 2 left side vertical targets with 2,2,1 sweep. Holster pistol. With 2nd pistol engage the right side targets with the same sequence. Holster pistol. Move to coal car. Engage poppers. PMF. Move to the right window of the railcar. With rifle engage the rifle targets by double tapping for 10 rds.



Stages 1 & 2

Steel – 4 red uprights
4 blue uprights
3 buffaloes
4 large squares
1 large circle
4 poppers
8 bases

Props – 1 horse
1 stand up cowboy
1 half round table

Stages 3 & 4

Steel – 4 red uprights
2 blue uprights
3 tombstones
3 large squares
6 poppers
9 bases

Props – 2 small ammo boxes
2 large ammo boxes
3 large cacti

Stages 5 & 6

Steel – 1 big Sam rack
2 blue uprights
4 large circles
2 stars
4 poppers
2 bases
2 big Sam rack stands

Props – 1 coal car
1 railcar
1 upright gun stand