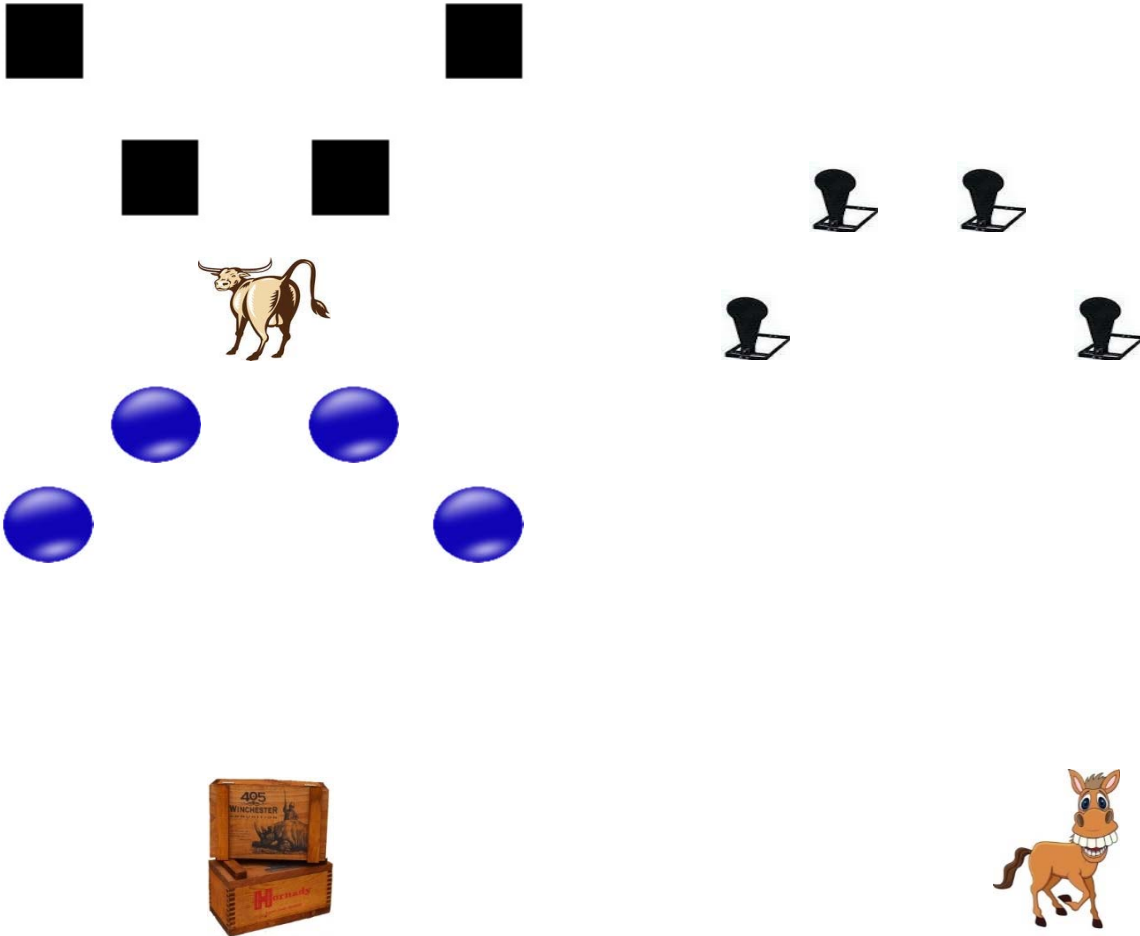


## Stage 1

Pistols – 10 rds. holstered    Rifle – on ammo boxes    Shotgun – 4+ on horse

Shooter starts behind ammo boxes, hands on hat, standing erect. Say a line. ATB engage the 9 pistol and rifle targets with 2 rds. each. Holster pistols, restage rifle safely. Move to horse and engage poppers. PMF.



## Stage 2

Pistol – 10 holstered    Rifle – 10 on ammo boxes    Shotgun – 4+ on horse

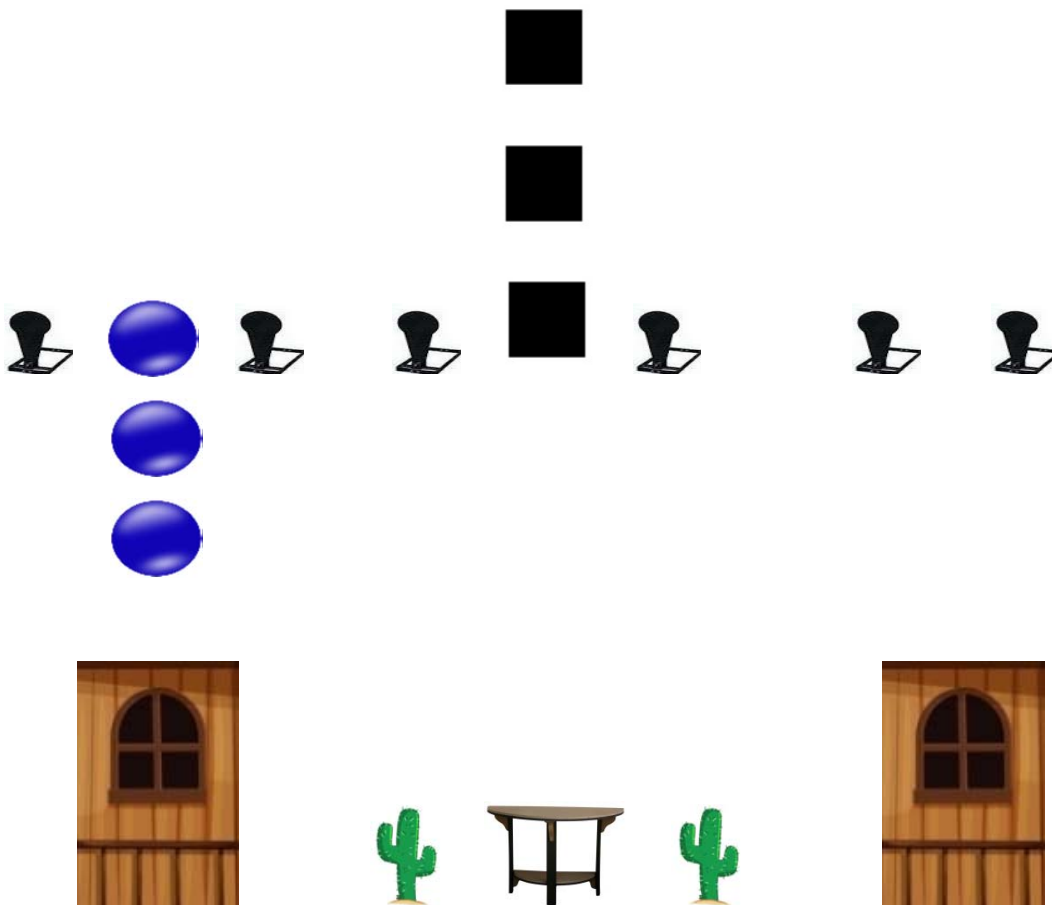
Shooter starts beside horse hands on ammo. Say a line. ATB engage poppers, outside, outside, inside, inside. PMF. Restage rifle safely. Move to ammo boxes. With pistols and rifle engage the pistol/rifle targets with four Nevada sweeps all starting on the bull's butt. Holster pistols, restage rifle safely.



### Stage 3

Pistols – 10 rds. holstered    Rifle – 10 rds. on table    Shotgun – 6+ Port Arms


Shooter starts in left window, shotgun at Port Arms. Say a line. ATB engage poppers. PMF. Move to right window and engage poppers. PMF. Move to center table and engage the remaining 2 poppers. PMF. Restage shotgun safely. With rifle engage targets single tapping between the top and bottom targets for 4 rds., then one rd. on the center target. Repeat sequence with 2<sup>nd</sup> five rds. Restage rifle safely. Move to left window and engage pistol targets with the same sequence as the rifle. Holster pistols.



## Stage 4

Pistols – 10 rds. holstered    Rifle - !0 rds. in doorway    Shotgun – 4+ on horse


Shooter starts in doorway, hands on hat. (standing erect). Say a line. ATB with rifle engage rifle targets with a continuous Nevada sweep starting at either end. Restage rifle safely. Move to left window. With 1<sup>st</sup> pistol engage targets with a 2,1,2 sweep starting from either end. Holster pistols. Move to right window and with 2<sup>nd</sup> pistol engage targets with a 2,1,2, sweep starting from either end. Holster pistol. Move to horse and engage poppers. PMF.



## Stage 5

Pistols – 10 rds. holstered    Rifle – 10 rds. in doorway    Shotgun -4+ on horse

Shooter starts in left window, hands on frame. (standing erect). Say a line. ATB with the 1<sup>st</sup> pistol engage targets, in this order, with 1rd. on either end target, 3 rds. on the other end target, then one rd. on the center target. Holster pistol. Move to doorway. With rifle engage targets starting on either end, 2 rds. on 1<sup>st</sup> target, 1 rd. each on targets 2, then 3, 2 rds. on #4, then 1 rd. each back on 3, then 2, with last 2 rds. back on #1. Restage rifle safely. Move to right window and with 2<sup>nd</sup> pistol engage targets with the same sequence as the 1<sup>st</sup> pistol. Holster. Move to horse. Engage poppers. PMF.



## **Stages 1 & 2**

Steel – 2 blue uprights  
2 red uprights  
1 white upright  
4 large squares  
4 large circles  
1 bull butt  
10 bases  
4 poppers  
2 double brown uprights  
2 short red uprights

Props – 1 small ammo box  
1 large ammo box  
1 horse

## **Stage 3**

Steel – 2 tall blue uprights  
2 white uprights  
2 short red uprights  
3 large circles  
3 large squares  
8 bases  
6 poppers

Props – 2 facades  
1 half moon table  
2 small cacti

## **Stages 4 & 5**

Steel – 3 blue uprights  
3 white uprights  
1 taller red upright  
3 short red uprights  
6 Indians  
4 cowboys  
10 bases  
4 poppers

Props – 1 stagecoach  
1 horse