


STAGE 1

Pistols – 10 rds. holstered Rifle – 10 rds. on lt rock Shotgun – 4+ rds. on rt rock


Shooter starts to right of lamp post arms folded. Say a Line. ATB with pistols engage pistol targets in this order. 3 rds. on each outside target then 1 rd. on each remaining target. Holster pistols. Move to left rock. With rifle engage the rifle targets with the same sequence as the pistols. Restage rifle safely. Move to the right rock. With shotgun engage poppers. PMF.



STAGE 2

Pistols – 10 rds. holstered Rifle – 10 rds. on lt rock Shotgun – 4+ rds. on rt rock


Shooter starts behind left rock hands on table. Say a line. ATB engage the rifle targets in this order: 2 rds. on each of the vertical targets then, from either direction, engage the horizontal targets with a 1,2,2,1 sweep. Move to the rock on the right. With shotgun engage poppers. PMF. Move to the right of the lamp post. Engage pistol targets with the same sequence as the rifle. Holster pistols.



STAGE 3

Pistols – 10 rds. holstered Rifle – 10 rds. at Port Arms Shotgun – 6+ rds. on table

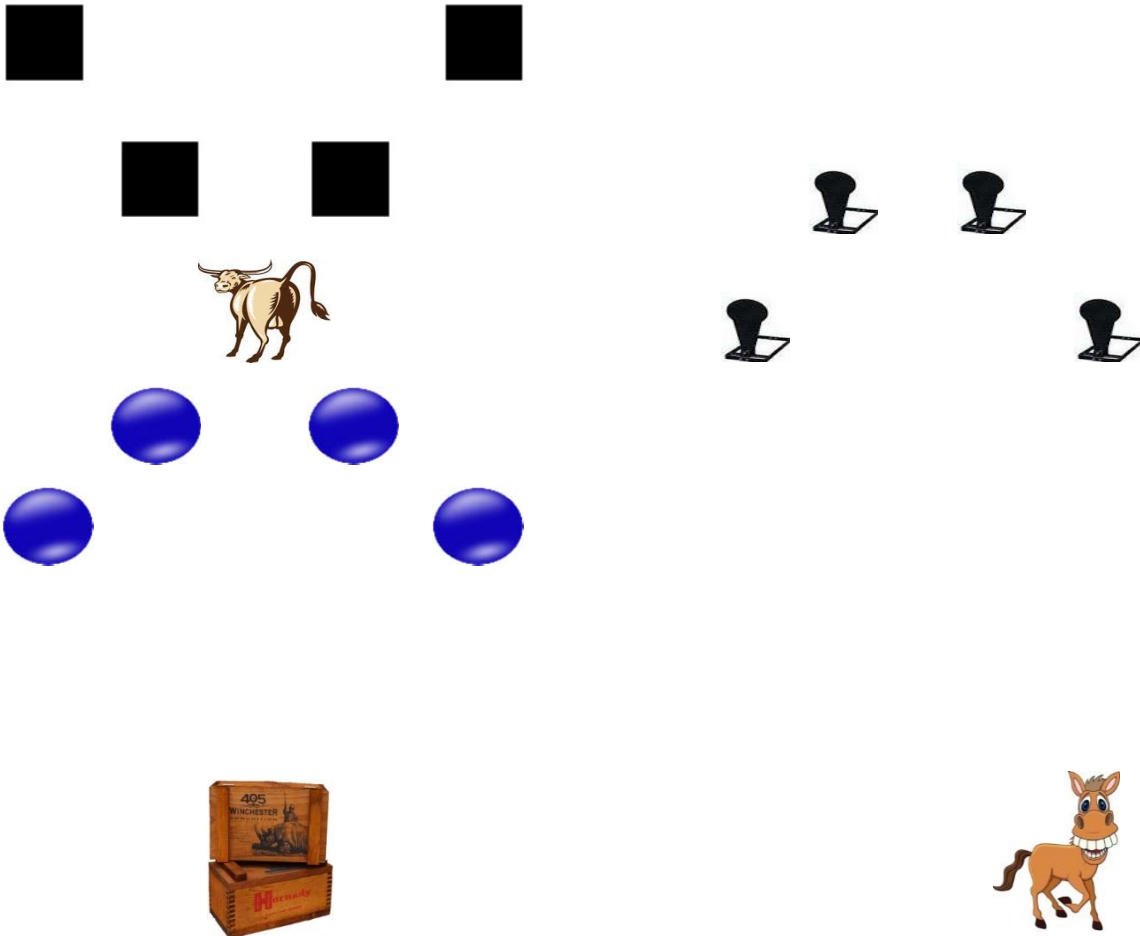
Shooter starts behind ammo boxes rifle at Port Arms. Say a line. ATB with 1st 5 rds. with rifle engage rifle targets with 2 rds. on either bottom target then 3 rds. on the opposite top target. With 2nd 5 rds. engage the other 2 targets in the same fashion. Restage rifle safely. Move to table. Engage a maximum of 4 shotgun poppers. Restage shotgun safely. Shooter does not have to make up missed poppers at this time. Move to the right of the cowboy. With pistols engage pistol targets with the same sequence as the rifle. Holster pistols. Move back to table and engage all remaining standing poppers. PMF.



STAGE 4

Pistols – 10 rds. holstered Rifle – 10 rds. on ammo boxes Shotgun – 4+ rds. on horse

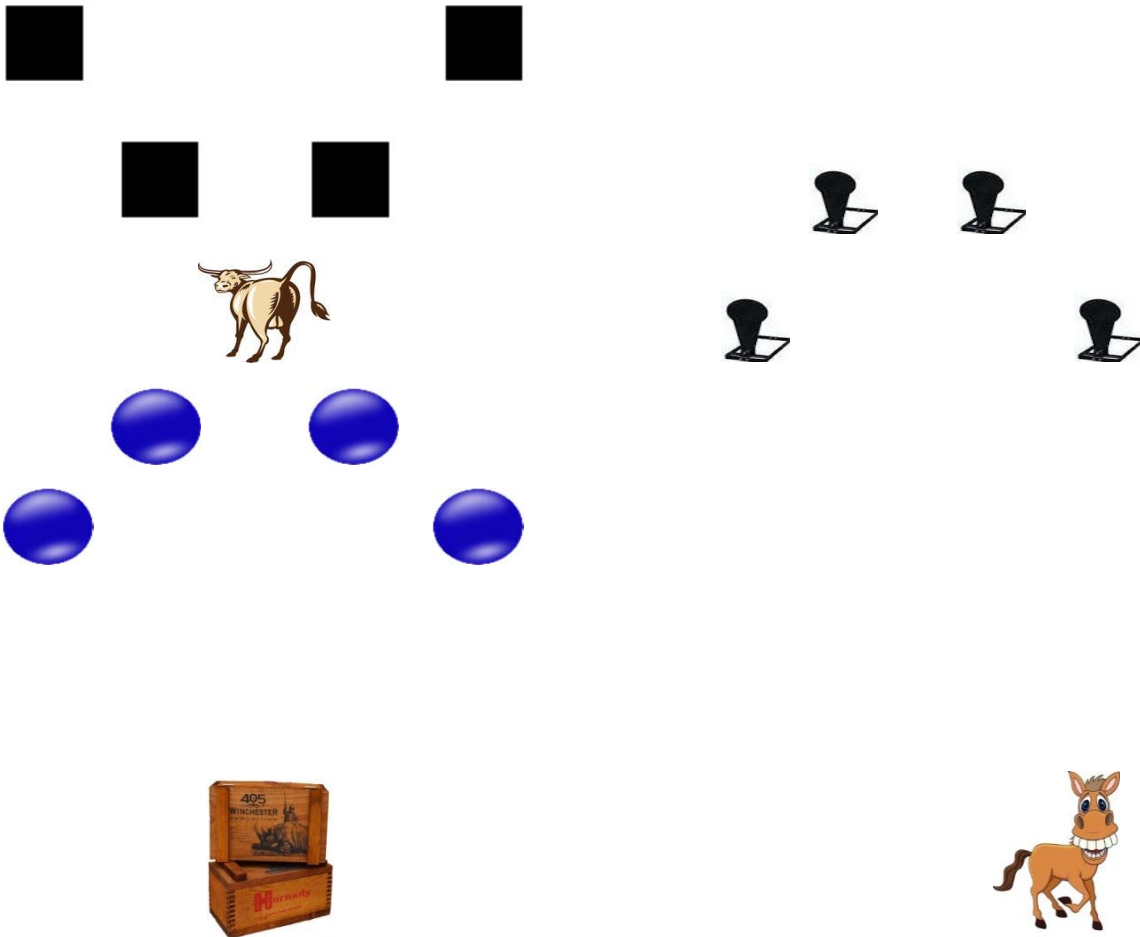
Shooter starts behind ammo boxes with hands at Texas surrender. Note: all sweeps must start on the center target. Say a line. ATB with 1st pistol engage one of the lower target diagonals with a 2,1,2 sweep. Holster pistol. With 2nd pistol engage the other lower diagonal with a 2,1,2 sweep. Holster pistol. With rifle engage the upper targets with the same sequence as the pistols. Restage rifle safely. Move to horse and engage poppers. PMF.



STAGE 5

Pistols – 10 rds. holstered Rifle – 10 rds. on ammo boxes Shotgun – 4+ rds. on horse

Shooter starts beside horse both hands on ammo. Say a line. ATB engage poppers inside, inside, outside, outside. PMF. Restage shotgun safely. Move to ammo boxes. With rifle engage upper targets with a 1,2,4,2,1 sweep starting on either end target. Restage rifle safely. With pistols engage the lower targets in the same fashion as the rifle. Holster pistols.



Stages 1 & 2

Steel – 8 white uprights
2 tall blue uprights
12 bases
4 stars
4 large circles
4 large square
4 poppers

Props – 2 rock tables
1 lamp post

Stage 3

Steel – 2 Circle Sam racks
4 bases for racks
4 large squares
4 tombstones
6 poppers

Props – 1 small ammo box
1 large ammo box
1 halfmoon table
2 small cacti
1 standup cowboy

Stages 4 & 5

Steel – 2 blue uprights
2 red uprights
1 white upright
4 large squares
4 large circles
1 bull butt
10 bases
4 poppers
2 double brown uprights
2 short red uprights

Props – 1 small ammo box
1 large ammo box
1 horse