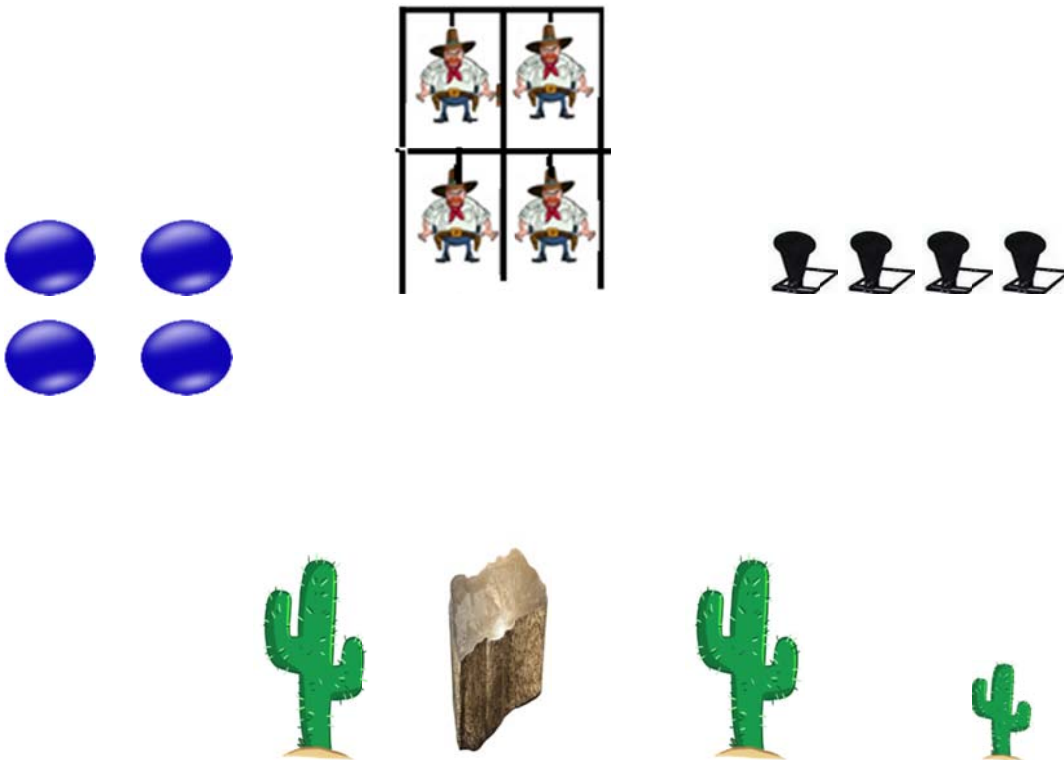


GCGS Annual Father's Day "Because I Said So!" Match

Stage 1

Pistols – 10 rds. holstered Rifle 10 rds. on rock table Shotgun – 4+ rds. on rock table



Shooter starts at far left of stage, hands at Texas Surrender. **"Put them guns away, boys, or we're turnin' this wagon around and goin' home."** ATB, with the pistols engage targets with a regressive (4,3,2,1) sweep starting on any target. Holster. Move to table. With rifle repeat pistol instructions. Restage. With shotgun safely move to the right of the tall cactus and engage poppers. PMF.



Stage 2

Pistols – 10 rds. holstered Rifle - 10 rds. on rock table Shotgun – 4+ rds. on rock table

Shooter starts behind rock, hands on hat. **“I brought ya into this world and I can take ya out!”** ATB, with rifle engage targets with 1 rd. on a bottom target, 3 rds. on the opposite upper target, 1 rd. on the other bottom target, then 3rds. on the other upper target with the last 2 rds. on the bottom two targets. Restage. Move to pistol targets to the left of the cactus and repeat rifle instructions. Holster. With safe shotgun move past large cactus on the right and engage poppers. PMF.



Stage 3

Pistols – 10 rds. on table Rifle – 10 rds. on ammo boxes Shotgun – 6+ on left table

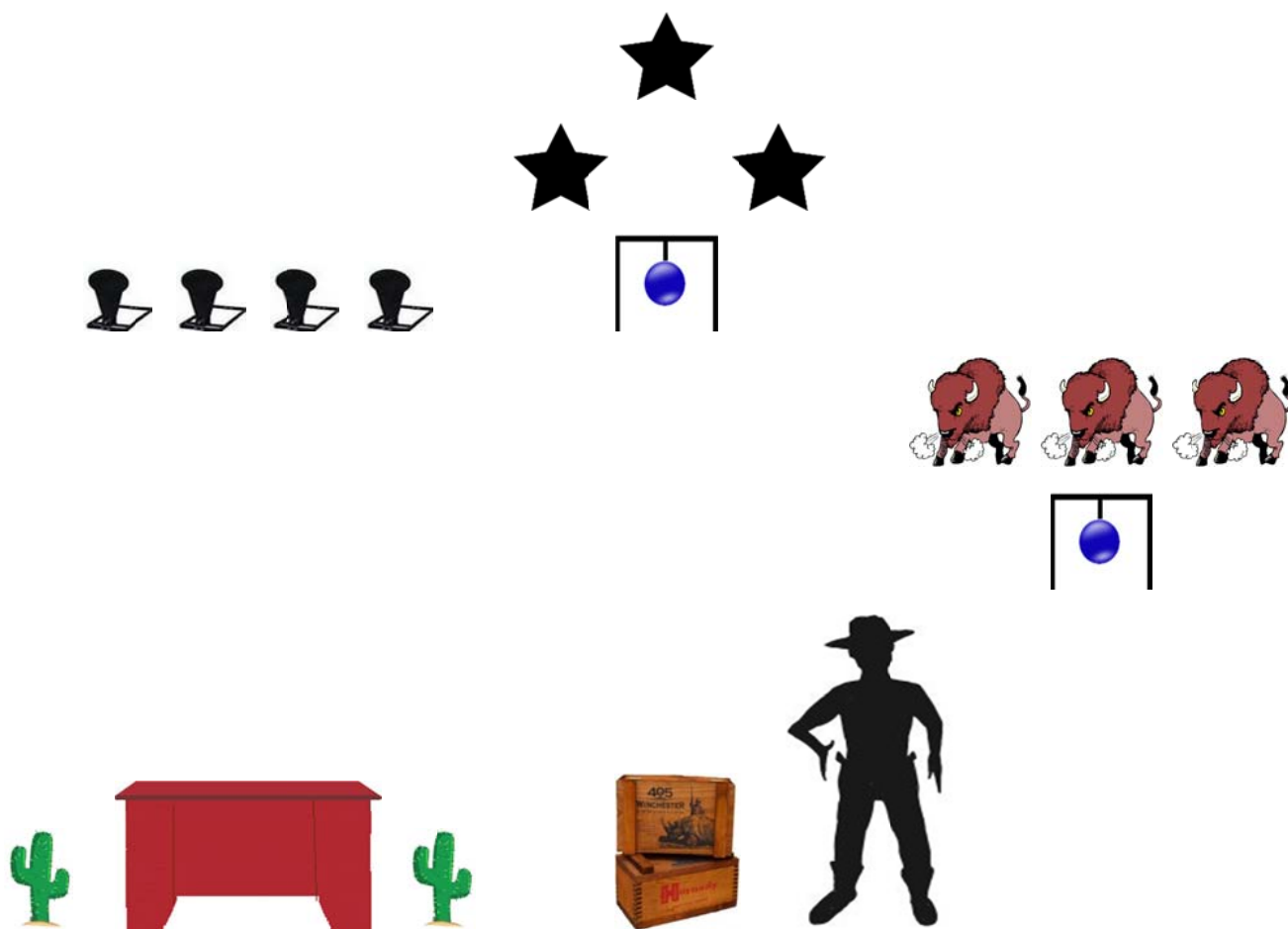
Shooter starts behind center table with hands on hips. **“When you have a posse of your own, you’ll understand!”** ATB, with pistols engage targets with 4rds. on the center target then double tap sweep the targets from either end. Restage pistols on table. Move to ammo boxes. With rifle repeat pistol instructions. Restage. Move to half-moon table. With shotgun engage poppers. PMF.



Stage 4

Pistols – 10 holstered Rifle – 10 rds. on ammo boxes Shotgun – 4+ on left table

Shooter starts to the right of the cowboy arms folded. **“What’s wrong with you, boys? Ya think I’m made of money??”** ATB, with pistols engage the swinger with 1 rd. then sweep the upper targets 3 times from the same direction. Holster. Move to ammo boxes. With rifle repeat the pistol instructions. Restage. Move to the left side table. With shotgun engage poppers. PMF.



Stage 5

Pistols – 10 rds. holstered Rifle – 10 rds. on ammo boxes w/ a reload Shotgun 4+ on left table

Shooter starts behind left table, hands on ammo. **“I’ll give ya something to cry about!”** ATB, with shotgun engage poppers. PMF. Move to ammo boxes. With rifle engage targets with 3 rds. on the center target then 2 rds. on an outside target. With second 5 rds. repeat using the other outside target. Reload and engage the swinger. Restage. NOTE: Shooter may reload before, during, or after the initial sequence. Move past cowboy. With pistols repeat the rifle instructions without the reload of course. Holster.

