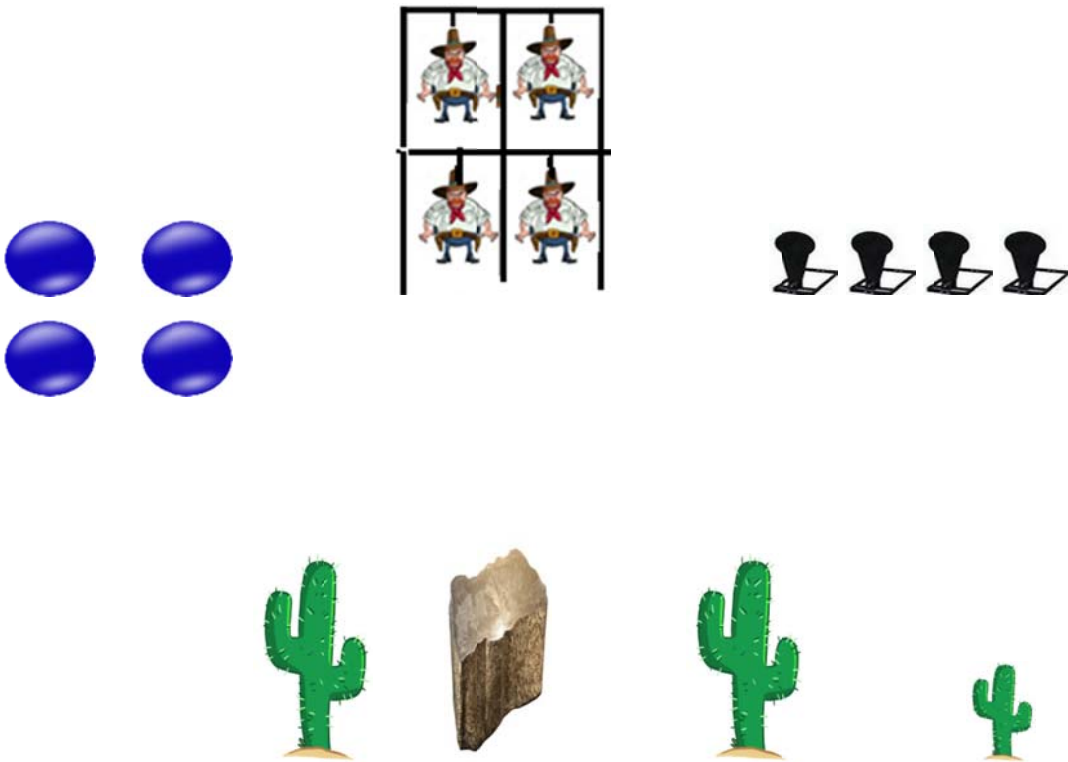


GCGS Hot Fun in the Summertime Shoot

Stage 1

Pistols – 10 rds. holstered Rifle 10 rds. on rock table Shotgun – 4+ rds. on rock table



Shooter starts at far left of stage, hands at Texas Surrender. Shooter says, **“It’s hotter than a snake’s ass in a wagon rut!”**. ATB, with the pistols engage targets with a regressive (4,3,2,1) sweep starting on any target. Holster. Move to table. With rifle repeat pistol instructions. Restage. With shotgun safely move to the right of the tall cactus and engage poppers. PMF.



Stage 2

Pistols – 10 rds. holstered Rifle - 10 rds. on rock table Shotgun – 4+ rds. on rock table


Shooter starts behind rock, hands on hat. Shooter says, **“It’s so hot, I’m sweating more than a ho in church!”** ATB, with rifle engage targets with 1 rd. on a bottom target, 3 rds. on the opposite upper target, 1 rd. on the other bottom target, then 3rds. on the other upper target with the last 2 rds. on the bottom two targets. Restage. Move to pistol targets to the left of the cactus and repeat rifle instructions. Holster. With safe shotgun move past large cactus on the right and engage poppers. PMF.



Stage 3

Pistols – 10 rds. holstered Rifle – 10 rds. on ammo boxes Shotgun – 6+ rds. on ammo boxes


Shooter starts behind ammo boxes, hands on table. **“It’s so hot, I saw little guys in orange robes burst into flames!”** ATB, with rifle engage targets, starting on an end target, single tapping the circles in between double tapping the stars. Restage. Move to window. With pistols engage targets with 2 Nevada sweeps, one horizontal, the other vertical. Both sweeps must start on the center target. Holster. With safe shotgun move past the cowboy and engage poppers. PMF.



Stage 4

Pistols – 10 rds. holstered Rifle – 10 rds. staged on table Shotgun – 4+ rds. staged on table

Shooter starts behind the table, hands at sides. **“It’s so hot, even the devil is saying, wtf??”** At the beep with rifle, shoot the 2 end buffalos 3 times each then the 2 bulls butts 2 times each. Restage safely. Move to the left outside the cactus and with the pistols shoot the 2 outside cowboys 3 times each then the 2 Indians 2 times each. Move to the outside of the right cactus and with the shotgun knock down the 4 poppers. PMF



Stage 5

Pistols – 10 rds. holstered Rifle – 10 rds. staged on table Shotgun 4+ rds. staged on table

Shooter starts to the left of the cactus with hands on hat. **“It’s hot and wet which is nice if you’re with a lady, but ain’t no good in the jungle!”** At the beep with first pistol shoot the 2 inside Indians 3-2. With the second pistol shoot the 2 outside cowboys 3-2 in the same direction as you shot the first Indians. Move to table and retrieve rifle. Repeat the pistol sequence starting with the bull’s butts then the buffalos. Restage rifle safely. Retrieve the shotgun and move to the right side of the cactus and knock down the 4 poppers. PMF



Stages 1 & 2

Steel – 2 circle Sam racks
4 large circles
4 cowboys
4 poppers
3 bases

Props - 1 rock table
2 large cacti
1 small cactus

Stage 3

Steel – 3 blue uprights
4 red uprights
1 short red upright
1 black double upright
2 white uprights
8 large circles
1 small circle
3 stars
6 poppers

Props – 1 façade
1 small ammo box
1 large ammo box
1 stand up cowboy
1 small cactus
1 tall wooden platform

Stages 4 and 5

Steel – 2 buffalo
2 bulls' butts
2 cowboys
2 Indians
4 poppers
2 blue uprights
2 white uprights
4 red uprights
10 bases

Props – 1 half moon table
2 large cacti