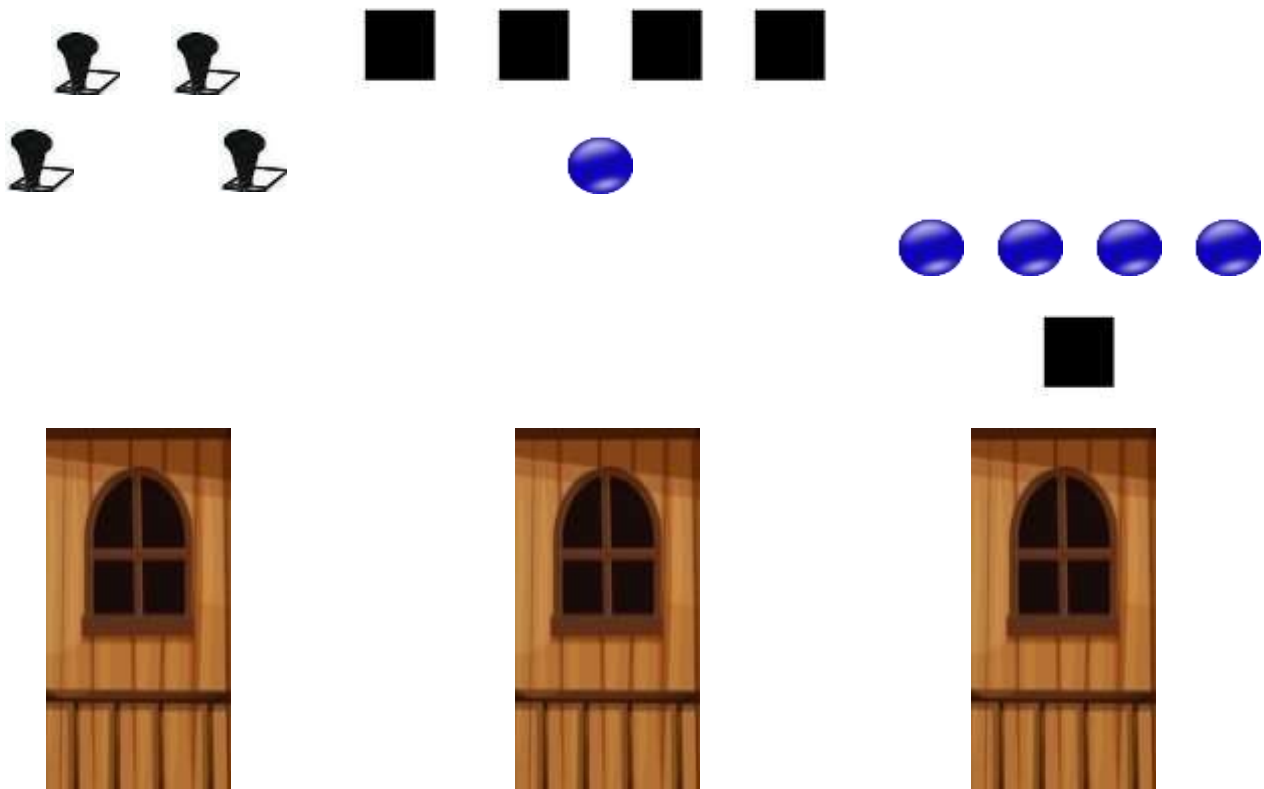


Stage 1

Pistols -10 rds. holstered Rifle – 10 rds. at Port Arms Shotgun – 4+ in left window




Shooter starts in center window, rifle at Port Arms. The line is, “**Inside, Inside.**” ATB double tap the 2 inside targets, single tap sweep all 4 targets, then put last 2 rds. on the bottom target. Restage. Move to left window. Engage the inside poppers, then the outside poppers. PMF. Restage. Move to the right window. With pistols repeat rifle instructions. Holster pistols.



Stage 2

Pistols – 10 rds. holstered Rifle – on left shelf of Caboose Shotgun – 4+ on horse




Shooter starts at left shelf of Caboose, hands on hat (that means all 10 finger tips on hat). The line is, **“Inside, inside, again!”** ATB with rifle single tap the 2 inside targets, single tap the 2 outside targets. Then dump remaining rounds on the center target. Restage. Move to right shelf. With pistols repeat rifle instructions. Holster. Move to horse. Engage inside poppers, then outside poppers. PMF.



Stage 3

Pistols – 10 rds. holstered Rifle – 10 rds. on left shelf of Caboose Shotgun – 4+ rds. on horse




Shooter starts at right shelf, hands at Texas surrender. The line is, “**More inside, inside?**” ATB, with pistols triple tap the 2 inside targets, then sweep the remaining targets, left to right or right to left, 1,2,1. Holster pistols. Move to the left shelf. Repeat pistol Instructions. Restage. Move to horse. Engage inside poppers, then outside poppers. PMF.



Stage 4

Pistols – 10 rds. on bar holstered Rifle – 10 rds. on bar Shotgun – 6+ rds. on horse

Shooter starts behind center of the bar, hands at sides. Rifle and pistol instructions are the same. The line is, “**Not again!**” ATB, shooter may use either rifle or pistols first, engage the 2 center targets with one rd. each, then the 2 inside targets, then the 2 outside targets, then inside, inside, center, center, with one round each. Holster pistols. Restage rifle. Move to horse. Engage the inside poppers, then the outside poppers. PMF.



Stage 5

Pistols – 10 rds. holstered Rifle – 10 rds. on red table Shotgun – 4+ on ammo boxes

Shooter starts behind ammo boxes, hands on hips. The line is, **“We get it, inside, inside.”** ATB, with shotgun engage poppers, yes you guessed it, inside, inside, outside, outside. Restage. Move to table. With pistols and rifle engage targets starting on the bull’s butts for 3 rds. each, then sweep the stars, from either direction, 3,3,2,3,3. A bit of a round count stage. Holster pistols. Restage rifle.



Stage 1

Steel – 4 blue uprights
4 white uprights
2 short red uprights
5 large squares
5 large circles
4 poppers
10 bases

Props – 3 facades

Stages 2 & 3

Steel – 5 blue uprights
5 red uprights
5 tombstones
5 large circles
4 poppers
11 bases

Props – 1 Caboose
1 horse
1 small cacti

Stage 4

Steel – 6 blue uprights
6 red uprights
6 large squares
6 small circles
6 poppers
13 bases

Props – 1 bar
1 horse
1 large cactus

Stage 5

Steel – 7 white uprights
5 stars
2 bull's butts
4 poppers
9 bases

Props – 1 small ammo box
1 large ammo box
1 red table
2 small cacti