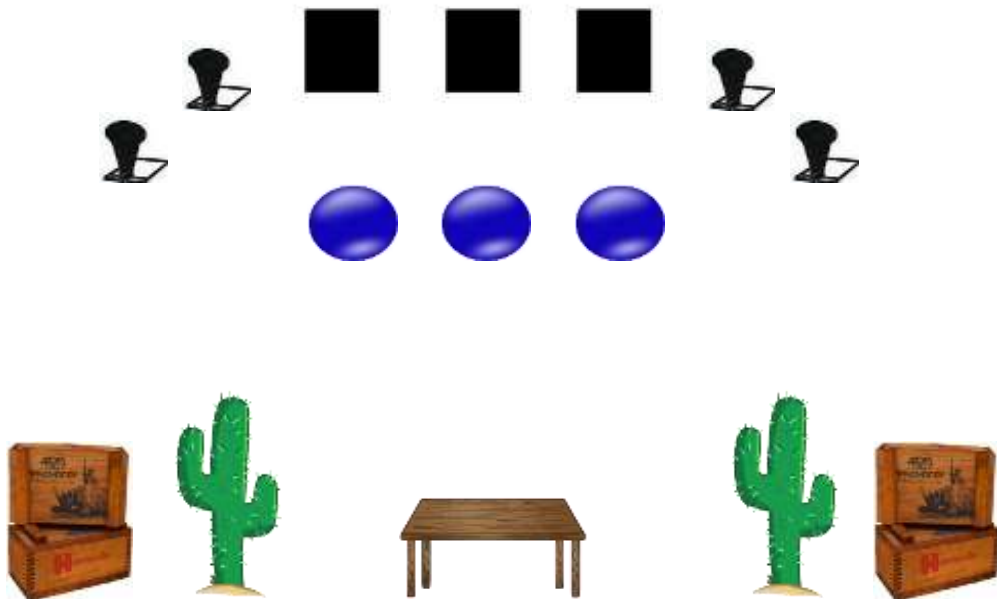


Stage 1

Pistols – 10 rds. holstered Rifle - 10 rds. on table Shotgun – 4+ rds. on either ammo box

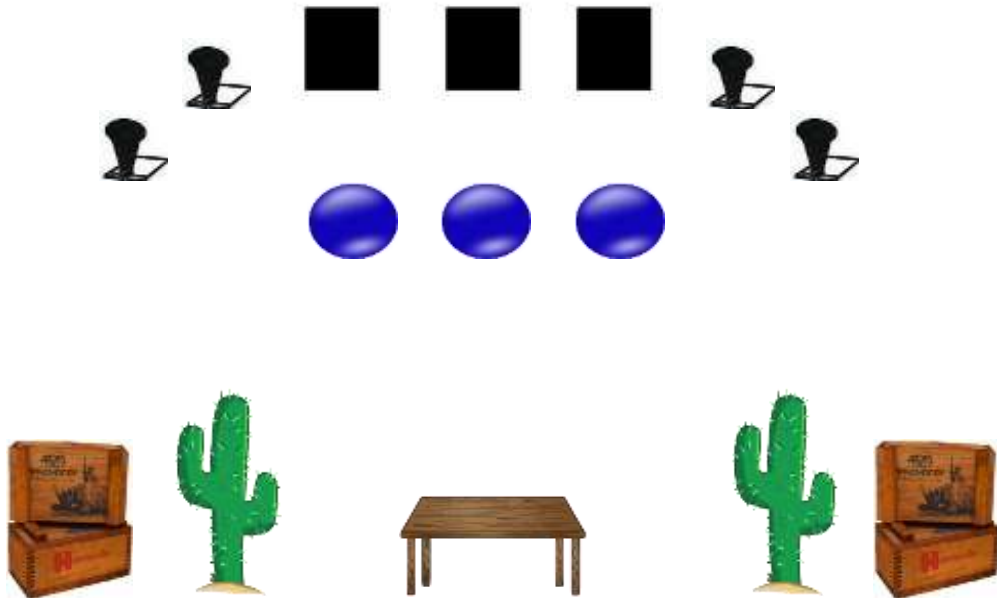
Shooter starts behind table, hands at Texas surrender. Say a line. ATB, with 1st pistol, starting at either end, sweep the lower targets with 1 rd. each then double tap the center target. Holster. Repeat instructions for second pistol. Holster. With rifle repeat pistol instructions using the upper targets. Restage. Move to ammo boxes where shotgun is staged. With shotgun engage the 2 poppers. PMF. With safe shotgun move to opposite ammo boxes. Engage poppers. PMF.



Stage 2

Pistols – 10 rds. holstered Rifle – 10 rds. on table Shotgun – on either ammo box


Shooter starts behind ammo box with hands at sides. Say a line. ATB, with shotgun engage 2 poppers. With safe shotgun move to table. Restage. With pistols engage the lower targets with a double tap Nevada sweep starting on the center target. Holster pistols. With rifle, on the upper targets, repeat pistol instructions. Restage. With safe shotgun move to opposite ammo boxes. Engage the remaining poppers. PMF.



Stage 3

Pistols – 10 rds. holstered Rifle – 10 rds. in window shotgun – 6+ rds. on table

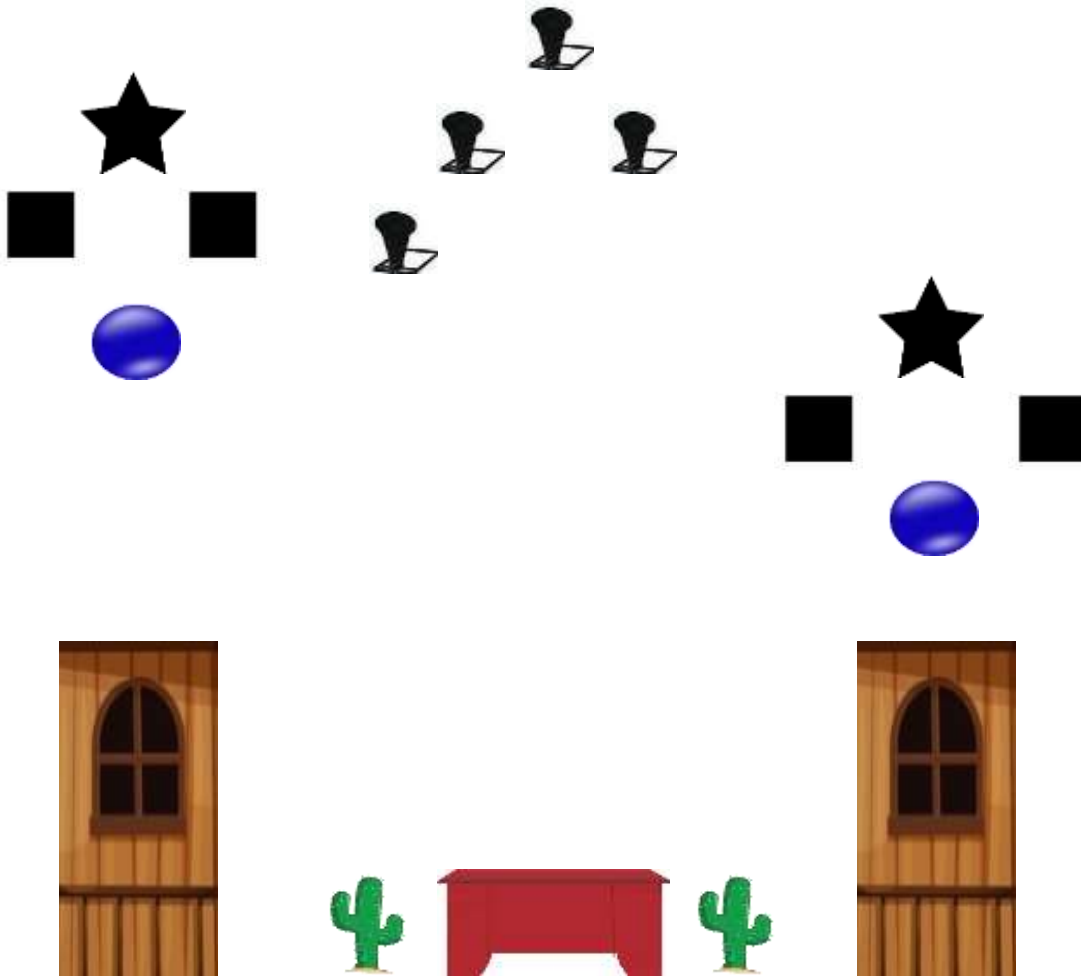
Shooter starts to left of large cactus, arms folded. The line is, **“These look familiar!”** ATB, with 1st pistol sweep the jugs in either direction. Holster. Move to table. Engage poppers. PMF. Restage. Move to window. With 2nd pistol sweep the little cowboys from either direction. Holster. With rifle engage the Indians with 1rd. on the center target, double tap the outer 2 targets for 8 rds., then single tap the center target again. Restage.



Stage 4

Pistols – 10 rds. holstered Rifle – 10 rds. in right window Shotgun - 4 rds. on table

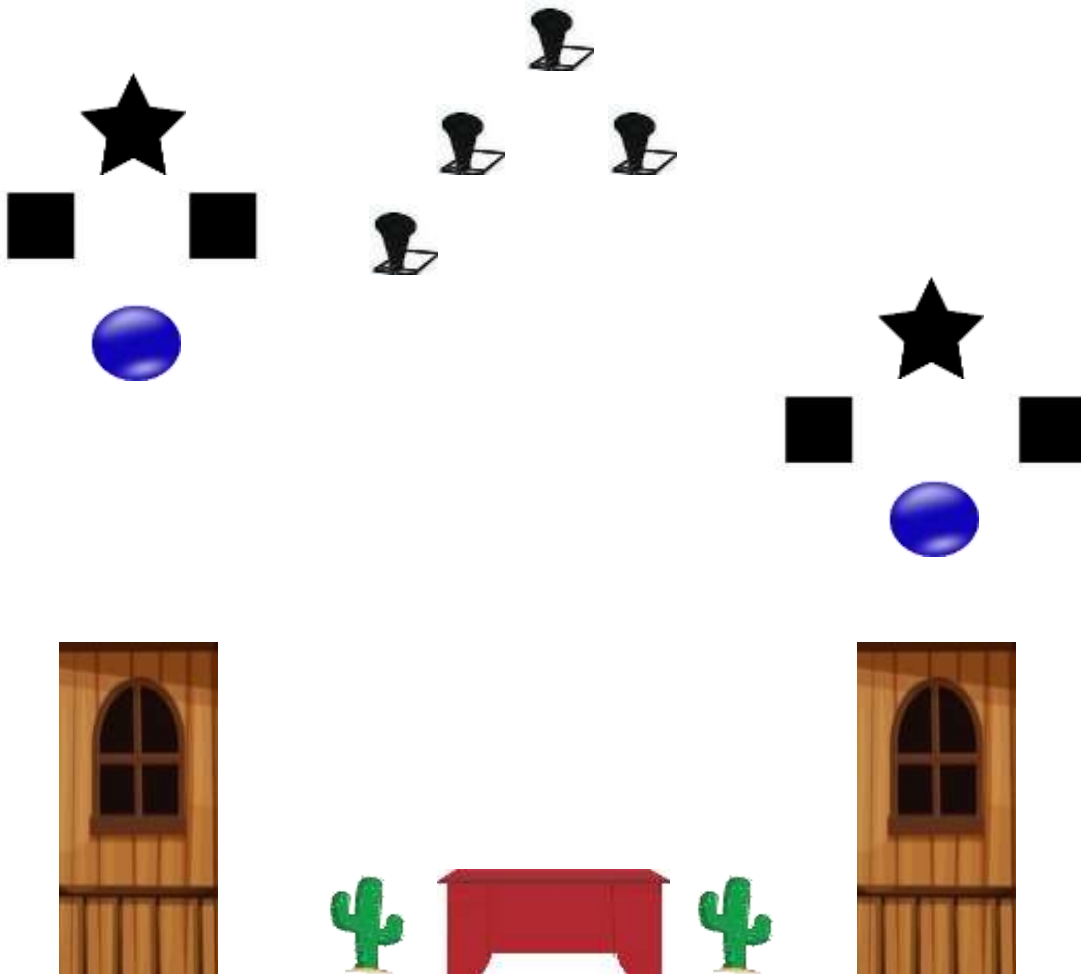
Shooter starts in left window, hands on hips. Say a line. ATB, with rifle engage targets with 1 rd. on the bottom target, 2 rds. on an outside target, 1 rd. on the lower target, 3 rds. on the upper target, 1 rd. on the lower target, with last 2 rds. on the other outside target. Restage. Move to table. With shotgun engage poppers. PMF. Restage. With pistols sweep the targets, clockwise or counterclockwise, starting on the lower target, 1,2,4,2,1. Holster pistols.



Stage 5

Pistols 10- rds. holstered Rifle 10 rds. in right window shotgun – 4+ rds. on table

Shooter starts behind table, hands on ammo. Say a line. ATB, with shotgun engage poppers. PMF. Move to either window. Pistol and rifle instructions are the same. Double tap the 2 outside targets, single tap the vertical targets, then double tap the outside targets again. Holster or restage rifle. Move to opposite window. Engage targets. Make weapons safe.



Stages 1 and 2

Steel – 3 blue uprights
3 short red uprights
3 large squares
3 large circles
4 poppers
8 bases

Props – 2 small ammo boxes
2 large ammo boxes
2 large cacti
1 table

Stage 3

Steel – 2 blue uprights
5 short red uprights
5 red uprights
1 black double upright
5 jugs
5 little cowboys
3 Indians
6 poppers
16 bases

Props – 1 half moon table
1 façade
2 small cacti
1 large cacti

Stages 4 and 5

Steel – 2 blue uprights
4 white uprights
2 short red uprights
2 stars
4 large squares
2 large circles
4 poppers
10 bases

Props – 1 red table
2 facades
2 small cacti