


Stage 1

Wells Fargo has hired you to guard the Christmas payroll headed to Burrittoville Gold Mining Company. It is quite a ways from Kansas City, Missouri. There has been a rash of heists along the route lately. You are getting cleared to board the train when a gang of heathens strides in, guns drawn, intent on robbing that strongbox. Here we go.

Pistols - 10 rds. holstered Rifle – 10rds. on half moon table Shotgun – 4+ rds. on red table

Shooter starts at clerk's window, hands on sill. The line is, "**Not today!**" ATB, with 1st pistol engage the center target with 2 rds. then single tap sweep from either direction. Holster. With 2nd pistol repeat, sweeping from the opposite end. Holster. Move to red table. With shotgun engage poppers. PMF. Restage. Move to right side table. With rifle repeat pistol instructions.

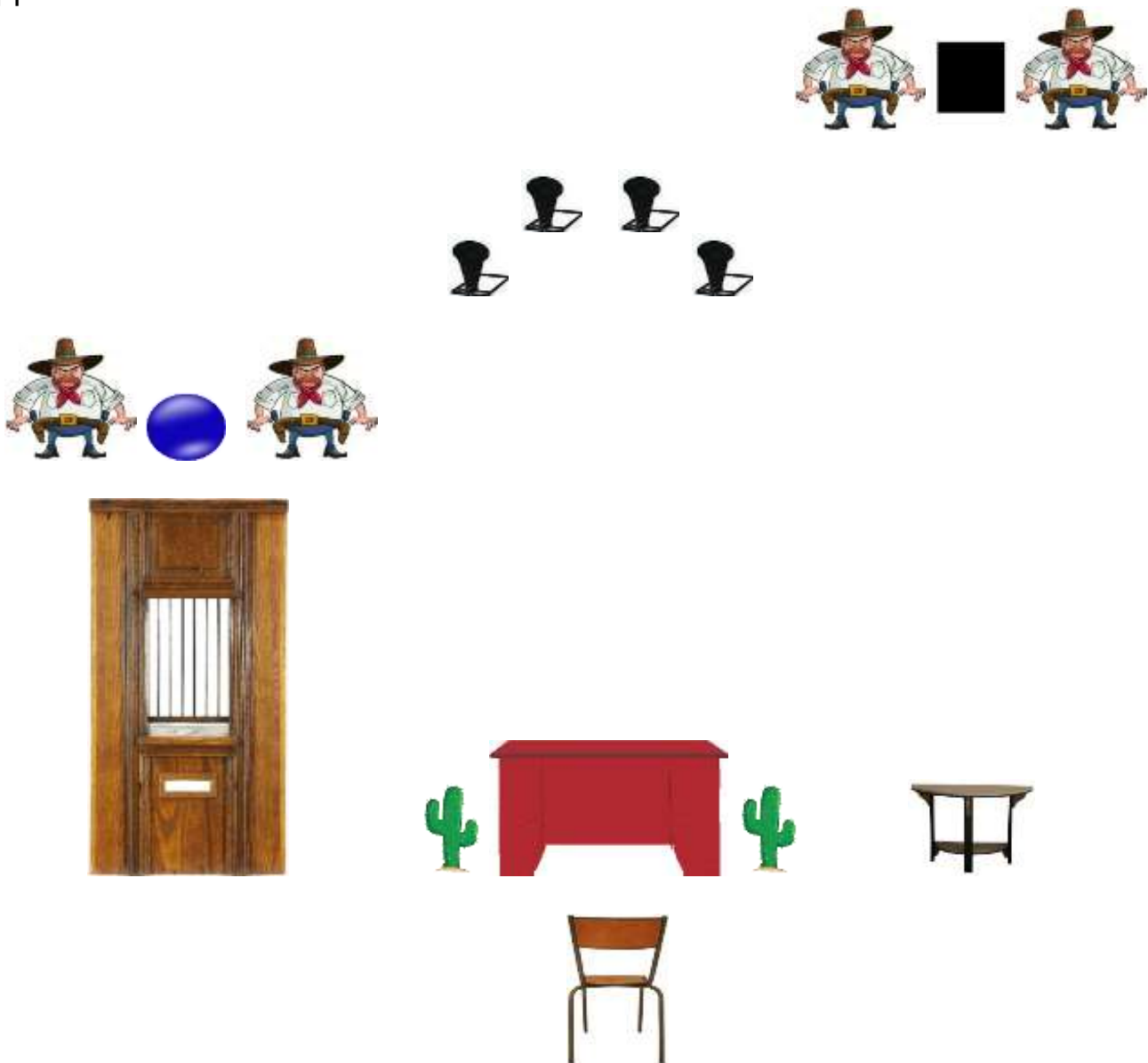


Stage 2

It looks like you have chased off the outlaws so you take a seat in the office. But NOOOOOO! Here come the bad men again.

Pistols - 10 rds. holstered Rifle – 10 rds. on half-moon table Shotgun 4+ rds. on red table

Shooter starts seated in chair. The line is, “**Damn varmints!**” ATB, move to right side table. With rifle, double tapping, engage outside targets alternating for 8 rds., with the last 2rds. on the center target. Restage. Move to clerk’s window. With pistols repeat rifle instructions. Holster pistols. Move to red table and engage poppers. PMF.





Stage 3

You are finally on board the train. While spending some time with the engineer you spot some Injuns approaching the train. They seem "Hell Bent" on thieving that payroll.

Pistols -10 rds. holstered Rifle – 10 rds. in engine window Shotgun – 4+ rds. on coal car

Shooter starts with both hands on bell lanyard. Shooter rings bell and yells, "**Injuns!**" ATB, with rifle engage rifle targets with 1 rd. on the square, then single tap the other four targets twice from the same direction with the last round back on the square. Restage. Move to coal car. With shotgun engage poppers. PMF. Restage. Move to caboose. From left shelf with 1st pistol engage targets 2, 3. Holster. Move to right side shelf. Engage targets 2, 3 again. Holster.

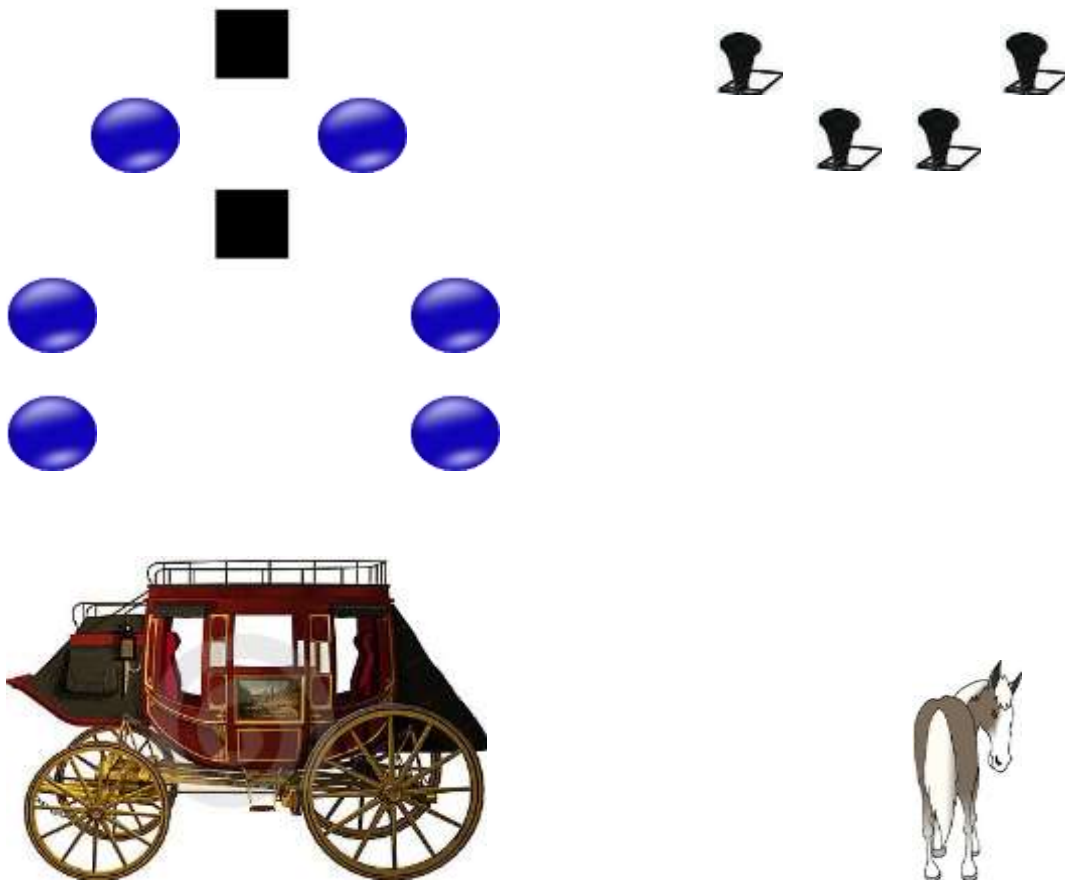


Stage 4

You have fought off the Injuns. Now begins the second leg of your journey. On the stage now you must stay alert for more thieving vermin. And look, there they are.

Pistols – 10 rds. holstered Rifle – 10 rds. in stage doorway Shotgun – 4+ rds. on horse

Shooter starts in stage doorway, one hand pointed downrange the other at your side. The line is, "**Robbers!**" ATB, with rifle engage targets with 1 rd. on the bottom target, 2 rds. on an outside target, 1 round on the bottom target, 3 rds. on the top target, 1 rd. back on the bottom target, with last 2 rds. on the opposite outside target. Restage. Move to left window. With 1st pistol engage targets with a "Dang-It-Dan" sweep. 1, 2, 1, 1, in either direction. Holster. Move to opposite window. With 2nd pistol repeat 1st pistol instructions. Holster. Move to horse. With Shotgun engage poppers. PMF.

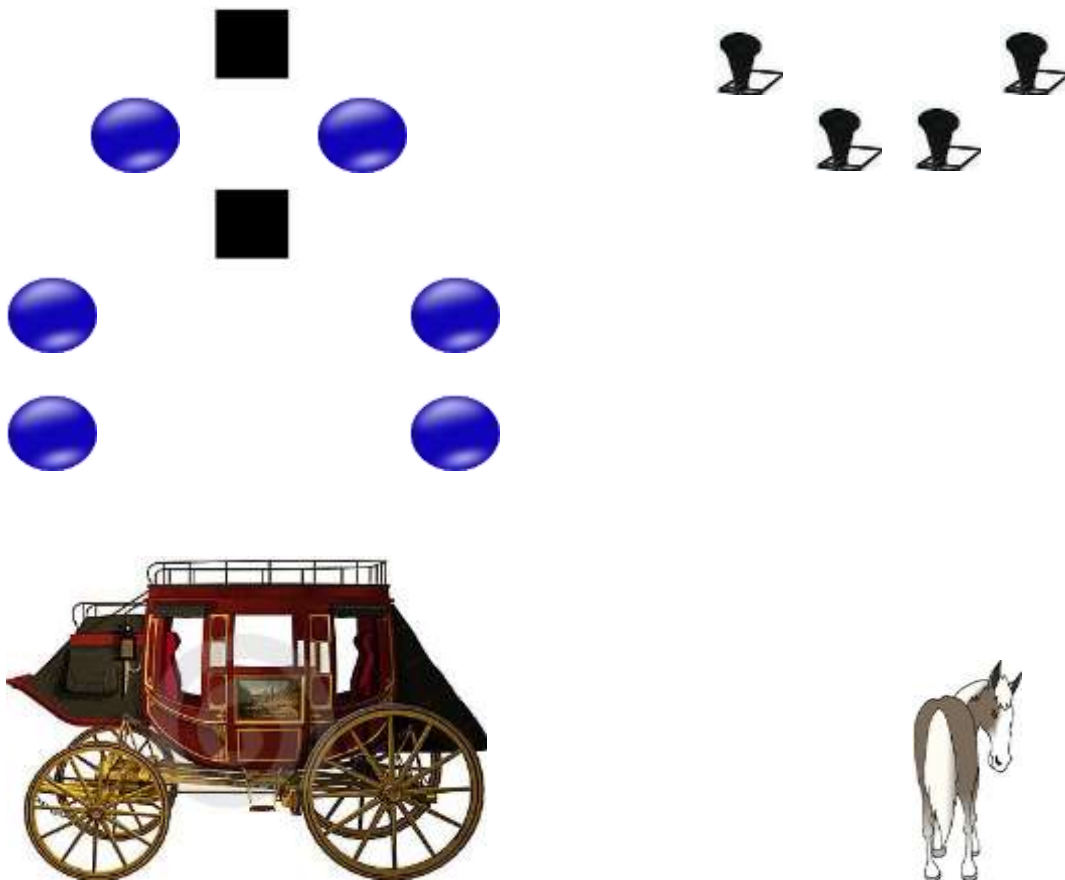


Stage 5

Well, almost there. Still traveling you figure there will be one more last-ditch effort by the bad guys to relieve you of that Christmas payroll. Yes sir, you knew it. Here they come.

Pistols – 10 rds. holstered Rifle – 10 rds. in stage doorway Shotgun – 4+ on horse

Shooter starts beside horse, hands at sides. The line is, **“I got plenty of lead for you boys!”** ATB, with shotgun engage poppers inside, inside, outside, outside. PMF. Restage. Move to right window. With 1st pistol engage targets alternate for 5 rds. Holster. Move to opposite window. With 2nd pistol repeat 1st pistol instructions. Holster. Move to doorway. With rifle engage targets, by double tapping the vertical targets and single tap an outside target. With 2nd five rds. repeat using the opposite outside target.

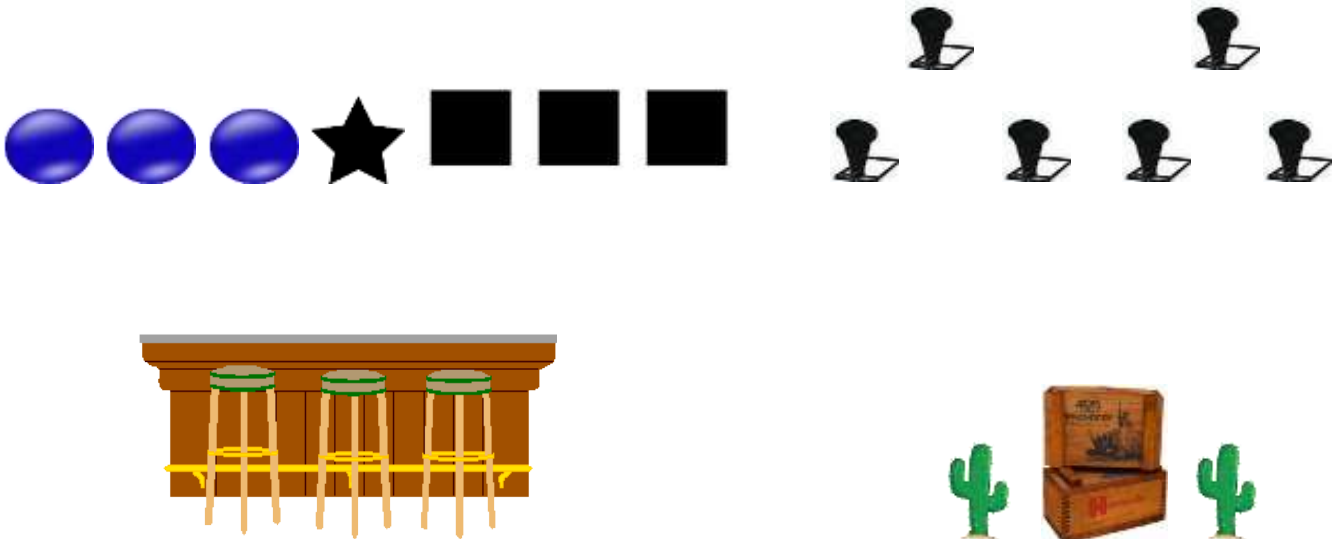


Stage 6

You have delivered the payroll to the mining camps office. The miners will have a Merry Christmas. You stroll over to the bar with your hard-earned pay to do a little celebrating of Christmas of your own with your favorite squeeze Rosita. WHOOOO HOOOOO!!!! While at the bar some bad hombres stroll in looking for your money.

Pistols – 10 rds. on bar Rifle – 10 rds. on bar Shotgun – 6+ rds. on ammo boxes

Shooter starts behind bar, hands on whiskey glass. The RO says, “Give us your money”! Shooter says, “**Merry Christmas** _ _ _ _ _ !” ATB, with pistols and rifle engage the six outside targets with 3 rds. each and the center target with 2 rds. Restage pistols and rifle back on the bar. Move to ammo boxes. Engage poppers. PMF.



Stages 1 & 2

Steel – 3 red uprights
3 white uprights
4 cowboys
1 large circle
1 large square
4 poppers
8 bases

Props – 1 clerk window
1 red table
1 half moon table
1 chair (stage 2)
2 small cacti

Stage 3

Steel – 2 short red uprights
4 red uprights
2 white uprights
2 blue uprights
6 Indians
1 large square
2 large circles
4 poppers
10 bases

Props – 1 steam engine
1 coal car
1 caboose

Stage 4 & 5

Steel – 2 white uprights
2 black double uprights
2 large squares
6 large circles
4 poppers
5 bases

Props – 1 stagecoach
1 horse

Stage 6

Steel – 7 red uprights
3 large circles
3 large squares
1 star
6 poppers
7 bases

Props – 1 bar
1 small ammo box
1 large ammo box
2 large cacti
1 whiskey glass