

GCGS Main Match – Saturday May 5, 2018

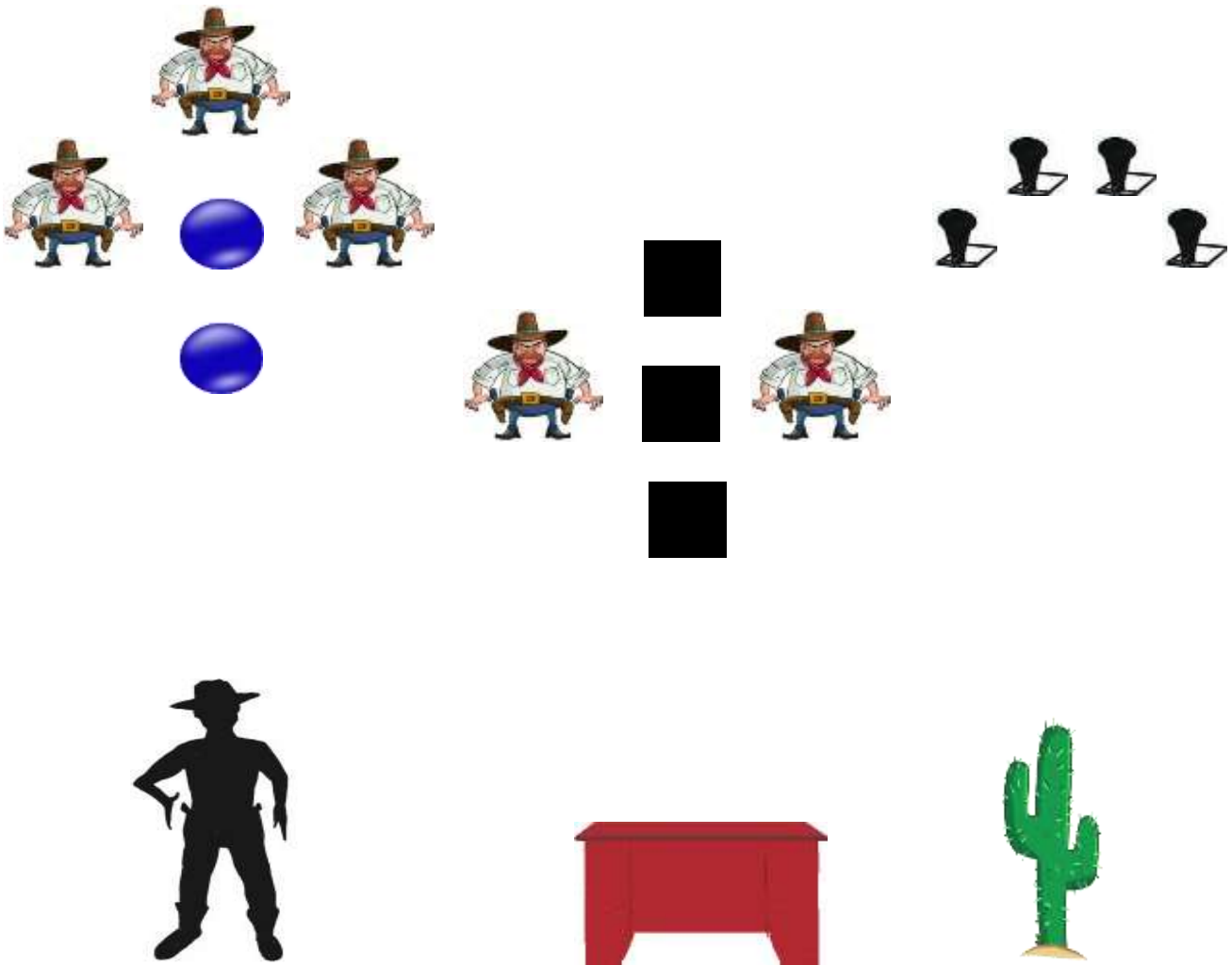
“Cinco de Mayo Shoot”

Stage 1

Here we are at Cinco de Mayo. That wonderful celebration of the unlikely Mexican victory over the French, in 1862, at the Battle of Puerta.

Pistols – 10 rds. holstered Rifle – 10 rds. at Port Arms Shotgun – 4+ rds. on red table

Shooter starts to left of the standup cowboy, rifle at Port Arms. The line is, “¡Viva Mexico!” ATB, engage targets with 2 Nevada sweeps. Sweep the three horizontal targets, then use either the top or bottom target to complete your sweep on the return pass. On second sweep use the opposite target on the return pass to complete the sweep. Yes, both sweeps can start on the same target. Move with safe rifle to the table. Make safe. With pistols engage targets with 2 Nevada sweeps starting both on the center target – one vertical the other horizontal. Holster pistols. With safe shotgun move past large cactus and engage poppers. PMF.

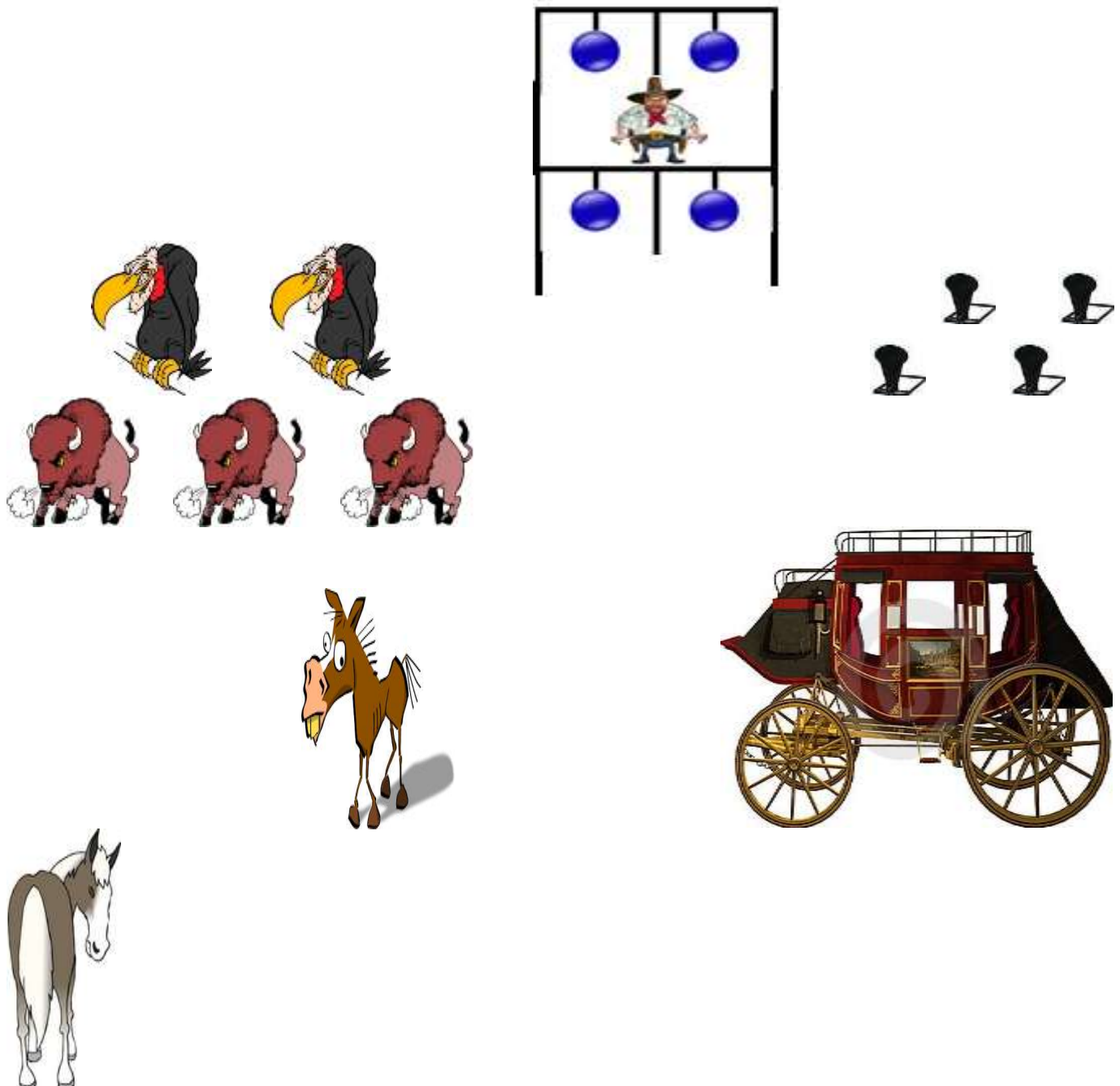


Stage 2

It was a resounding victory. The French lost 500 soldiers and the Mexicans fewer than 100.

Pistols 10 rds. holstered Rifle - 10 rds. in stage doorway Shotgun – 4+ on horse

Shooter starts to the left of the horse in front of the stage. The line is, “**Bring the cerveza!**” ATB, with pistols engage targets, single tapping the lower targets twice and double tapping the upper targets. Holster pistols. Note: No double taps on the lower targets. Move to stage door. With rifle, with the 1st 5 rds. double tap either the left or right side targets and single tap Circle Sam. With 2nd 5 rds. repeat instructions on the other two targets and Sam. No double taps on Sam. Move to horse. With shotgun knock ‘em down.




Stage 3

The event is not as highly observed in Mexico as it is in the Good 'Ol U.S. of A. The day that is really celebrated is September 16th, Mexico's Independence Day.

Pistols – 10 rds. holstered Rifle - 9 rds. in window Shotgun – 4+ on table

Start behind table, hands on hat. The line is, **“What day is this?”** ATB, with shotgun knock down the poppers. Restage. Move to the left of the façade. With first pistol single tap alternate on the 3 targets starting and ending on the bottom target. Holster. Move to window. With rifle engage rifle targets with a Hoot sweep. (2 rds. on an end target, single tap the next 3 targets in order. Then single tap the 3 inside targets again with the last 2 rds. on the opposite end target) Restage. Move to the right of the façade. With 2nd pistol repeat 1st pistol instructions. Holster.




Stage 4

The victory was short lived though. The French came back a year later and conquered the whole damned country.

Pistols – 10 rds. holstered Rifle – 10 rounds in window Shotgun – 4+ rds. on table

Shooter starts in window, rifle at Port Arms. The line is, **“Bring the tequila!”** With rifle engage targets with 2rds. on the center target, then double tap sweep the remaining targets from either direction. Restage. Move to the right of the façade. With 1st pistol engage targets with one rd. on the bottom target, then double tap the two remaining targets. Holster. Move to the left of the façade. With 2nd pistol repeat 1st pistol instructions. Holster. Move to table. With shotgun knock ‘em down.

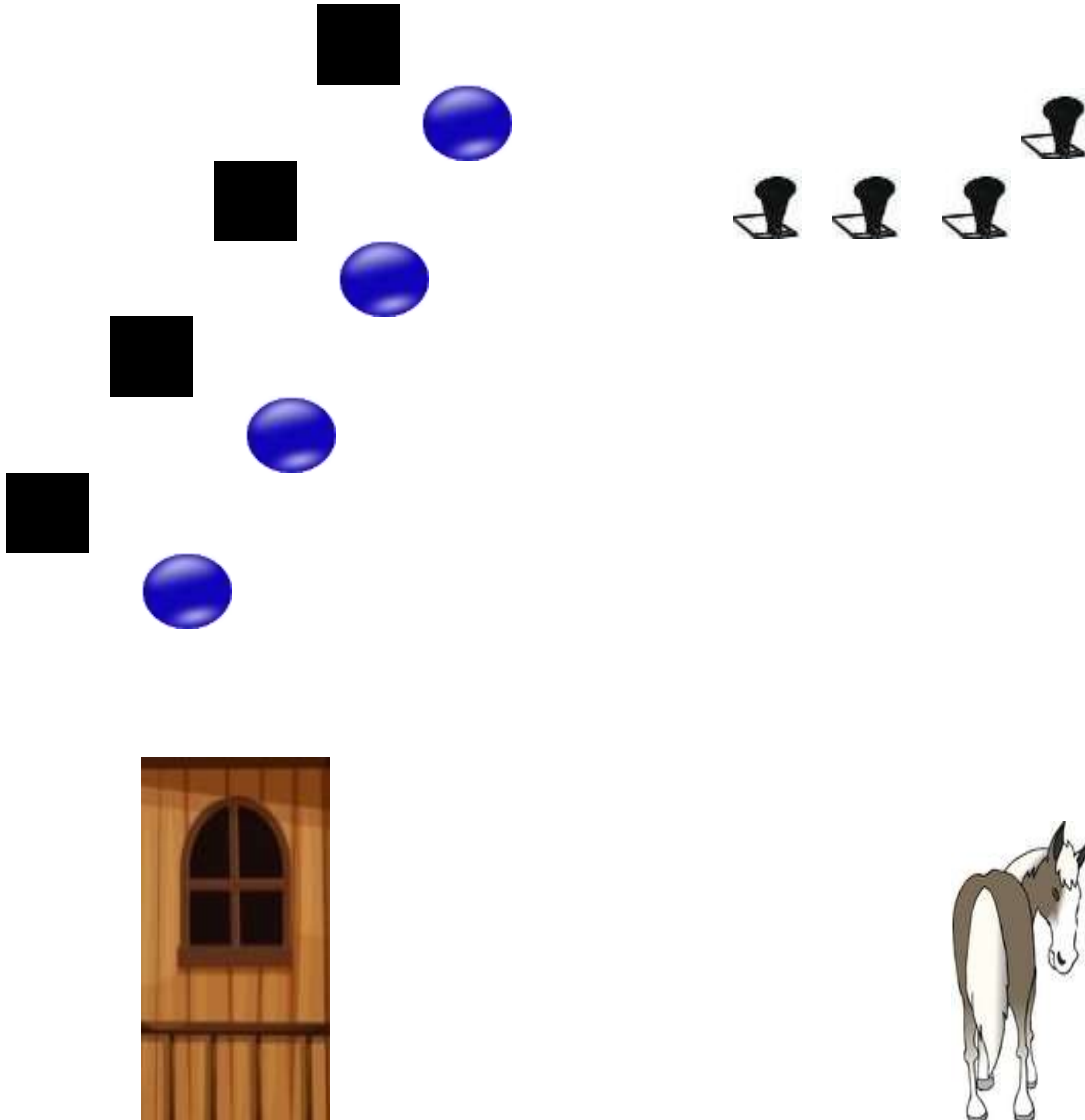


Stage 5

It took the Mexicans several years to oust the French. One event that helped was the ending of the American Civil War. Fighters went to Mexico and the U.S. helped supply Mexican patriots.

Pistols – 10 rds. holstered Rifle – 10 rds. in window Shotgun – 4+ on horse

Shooter starts in window, hands at Texas surrender. The line is, “**God bless America!**” ATB, with pistols triple tap 3 of the pistol targets then single tap the remaining target. Holster pistols. With rifle engage the rifle targets with the same sequence as the pistols. Restage. Move to horse. With shotgun knock ‘em down.



Stage 1

Steel – 2 short red uprights
4 white uprights
2 double black uprights
5 cowboys
2 large circles
3 large squares
4 poppers
9 bases

Props – 1 standup cowboy
1 red table
1 large cactus
2 wooden bases

Stage 2

Steel – 3 red uprights
2 blue uprights
1 circle Sam stand
3 buffalo
2 buzzards
4 large circles
1 circle Sam Cowboy
4 poppers
5 bases

Props – 2 horses
1 stagecoach

Stages 3 & 4

Steel – 5 blue uprights
2 white uprights
2 short red uprights
5 tombstones
4 large stars
2 large circles
4 poppers
13 bases

Props – 1 half moon table
1 façade
2 small cacti

Stage 5

Steel – 1 short red upright
1 red upright
2 white uprights
2 blue uprights
1 double black uprights
4 large squares
3 large circles
4 poppers

Props - 1 façade
1 horse