

GCGS Mid-Month Match – Sunday May 20, 2018

Stage 1

Alice Jane (McKey) Holliday

(b. 1829 in South Carolina – d. 1866 in Valdosta, Georgia)




Mother of John Henry “Doc” Holliday

Oldest daughter of a cotton planter, fair-haired, beautiful, talented, educated, gentle, and refined. Family members declared that she was an excellent wife and mother and often taught music.

Pistols – 10 rds. holstered Rifle – 10 rds. in hand Shotgun – 4+ rds. on horse

Shooter starts beside horse with shotgun in hand. At the direction of the RO shooter may load 2 rds. and aim downrange. The line is, “**Happy Mothers’ Day!**” ATB, engage poppers. PMF. Restage. Move to table. With rifle engage targets, starting on either end, sweeping back and forth 1-2-1-2-1-2-1. Restage. Move to the left of the cactus. With pistols repeat rifle instructions. Holster.



Stage 2

Virginia Ann Cooksey Earp

(b. 1821 in Kentucky – d. 1893 in San Bernardino, California)

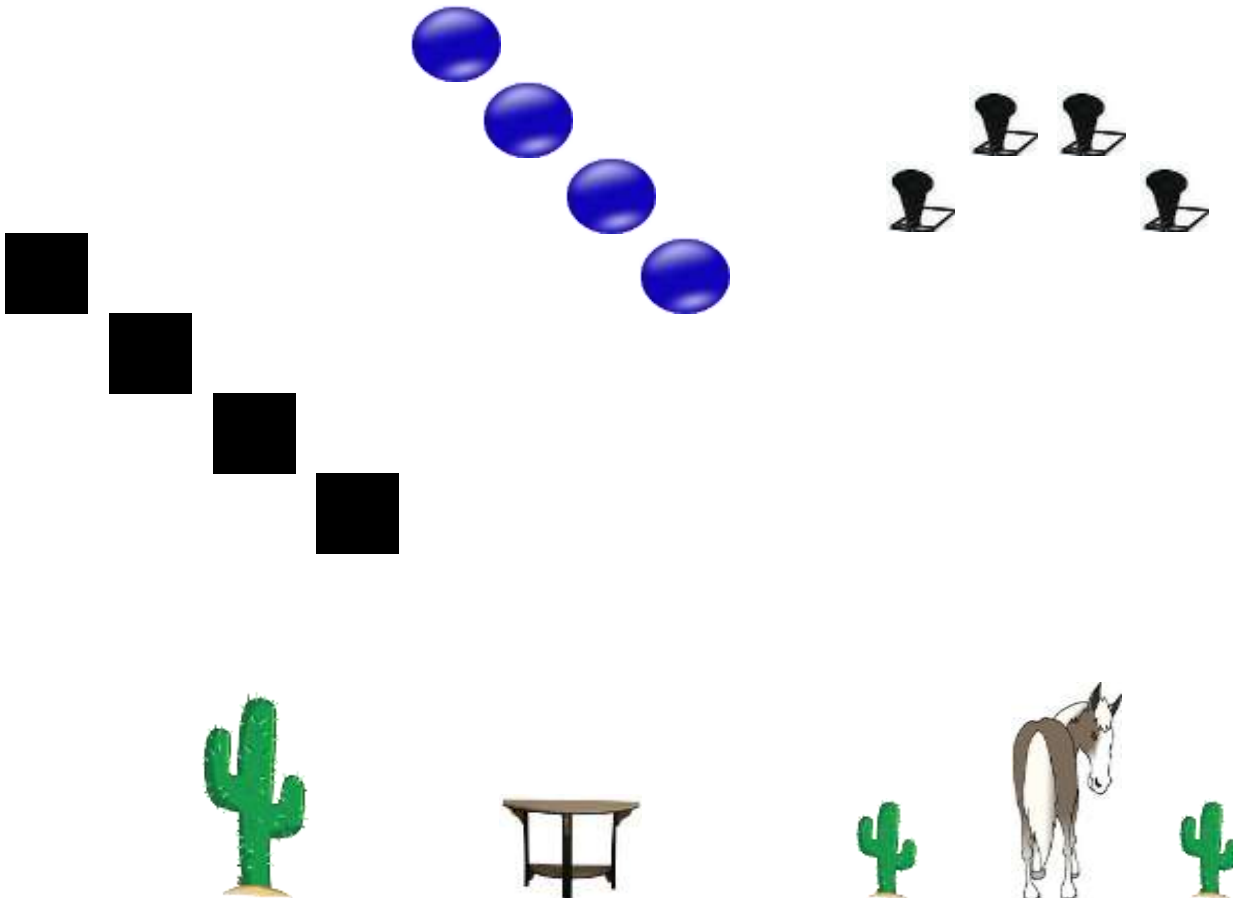


Mother of Wyatt Berry Stapp Earp

The second wife of Nicholas Earp and also mother of Morgan, Virgil, James, Warren, Martha, Adelia and Virginia.

Pistols - 10 rds. holstered Rifle – 10 rds. on table Shotgun – 4+ rds. on horse

Shooter starts behind table, rifle at Port Arms. The line is, and say it loud, **“Happy Mothers’ Day!”** ATB with rifle engage targets with 3 rds. each on the center targets, then single tap sweep the targets from either end. Restage. Move to left of cactus. With pistols repeat rifle instructions. Holster. Move to horse. With shotgun engage poppers. PMF.



Stage 3

Polly Butler Hickock

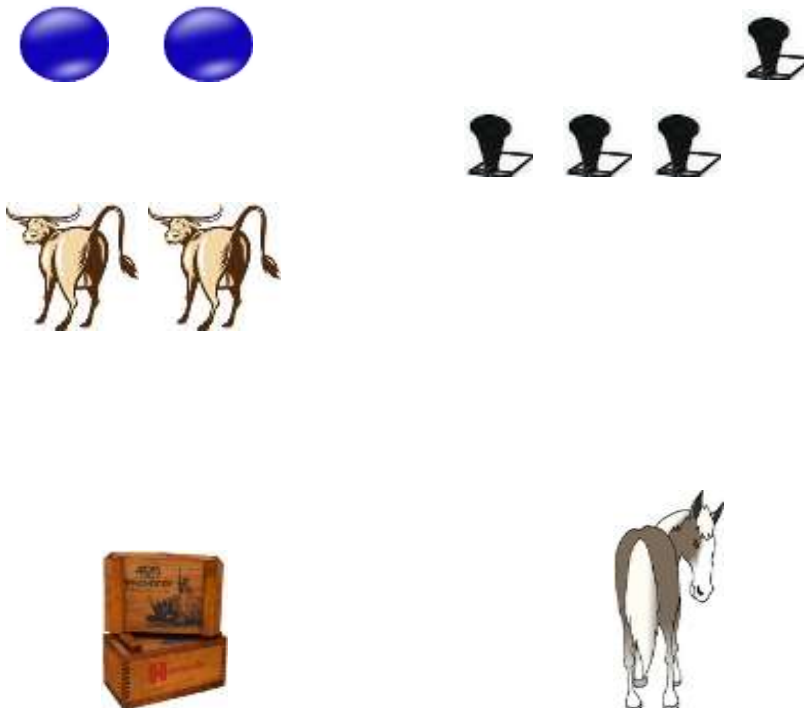
(b. 1804 in North Hero Vermont – d. 1878 in Troy Grove, Illinois)



Mother of James Butler “Wild Bill” Hickock

Pistols – 10 rds. holstered Rifle – 10 rds. at Port Arms Shotgun – 4+ rds. on horse

Shooter starts behind table, rifle at Port Arms. The line is “**Happy Mothers’ Day!**” ATB, with rifle engage the upper targets with a regressive 4-3-2-1 sweep, starting on either target. Restage. With pistols repeat instructions on lower targets. Holster pistols. Move to horse. With shotgun engage poppers. Knock ‘em down.



Stage 4

Katherine McGurk Masterson

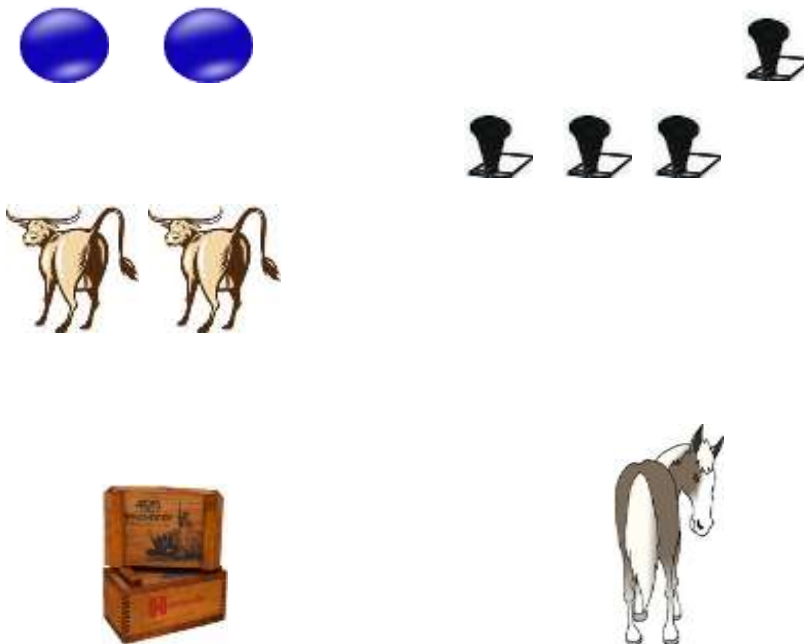
(b. 1832 in Ireland – d. 1908 in Wichita, Kansas)



Mother of **William Barclay “Bat” Masterson**

Pistols – 10 rds. holstered Rifle – 10 rds. on ammo boxes Shotgun – 4+ rds. on horse

Shooter starts standing beside horse, hands on hat. The line is’ **“Happy Mothers’ Day!”** ATB with shotgun engage poppers. PMF. Restage. Move to ammo boxes. With rifle engage targets with 1rd each on the lower targets, triple tap each of the upper targets, then single tap the lower targets again. Restage. With pistols engage the lower targets with an alternating 1-1-3-3-1-1 sweep starting on either target. Holster pistols.



Stage 5

Susanna Wise Mosey Shaw

(b. 1832 in Blair Co., Pennsylvania – d. 1908 in Willowdell, Ohio)

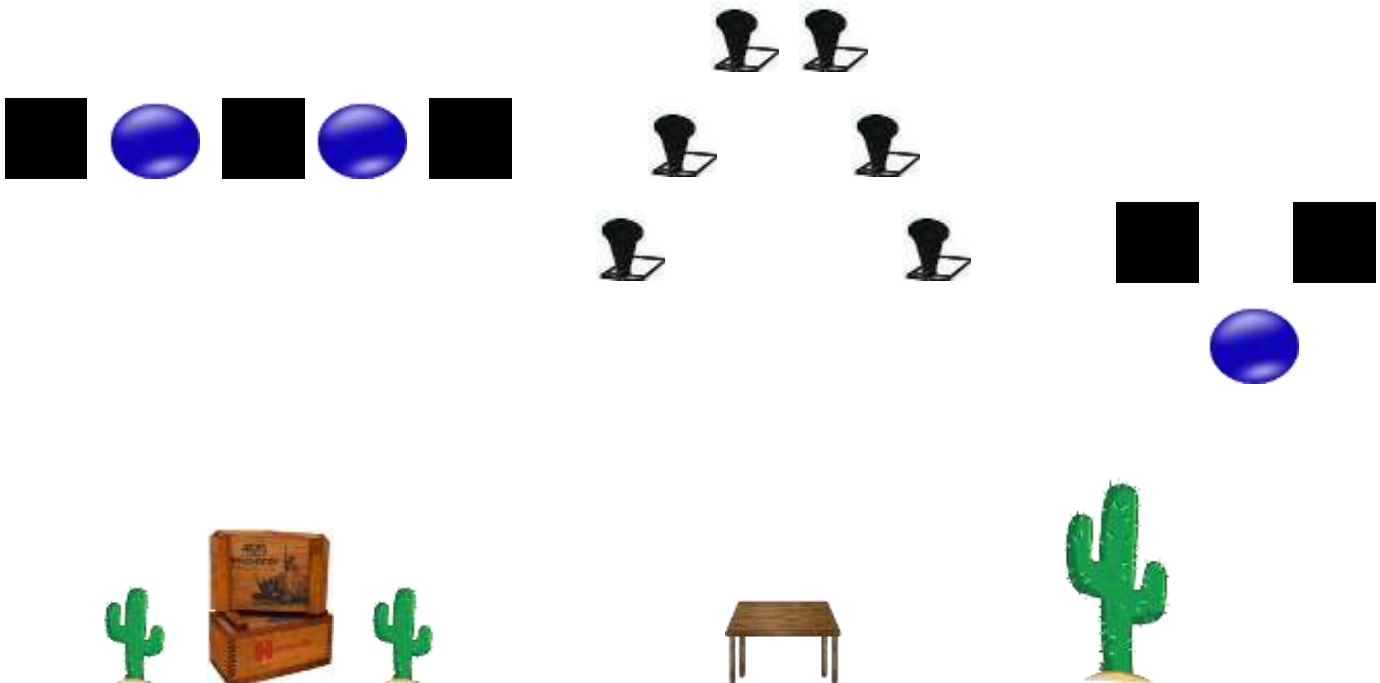


Mother of **Phoebe Ann “Annie Oakley” Mosey**

Of the 10 children she gave birth to, the 6th came to be known as “Little Miss Sure Shot”.

Pistols – 10 rds. holstered Rifle – 10 rds. on ammo boxes Shotgun – 6+ on table

Shooter starts in start box (both feet) behind table. The line is, “**Happy Mothers’ Day!**” ATB, move to table. With shotgun engage poppers. Knock ‘em down. Restage. Move to ammo boxes. With rifle engage targets, double tapping the 2 inside targets, then double tap the three remaining targets from either end. Restage. Move to the right side of the large cactus. With 1st pistol engage targets with 1 rd. on the center target, then 4 rds. on an outside target. Holster. With 2nd pistol repeat using the opposite outside target. Holster.



Stage 6

Optional (time of match decision)

Maria Ward Kirkpatrick Custer

(b. 1807 in Burgettstown, Pennsylvania - d.1882 in Monroe, Michigan)

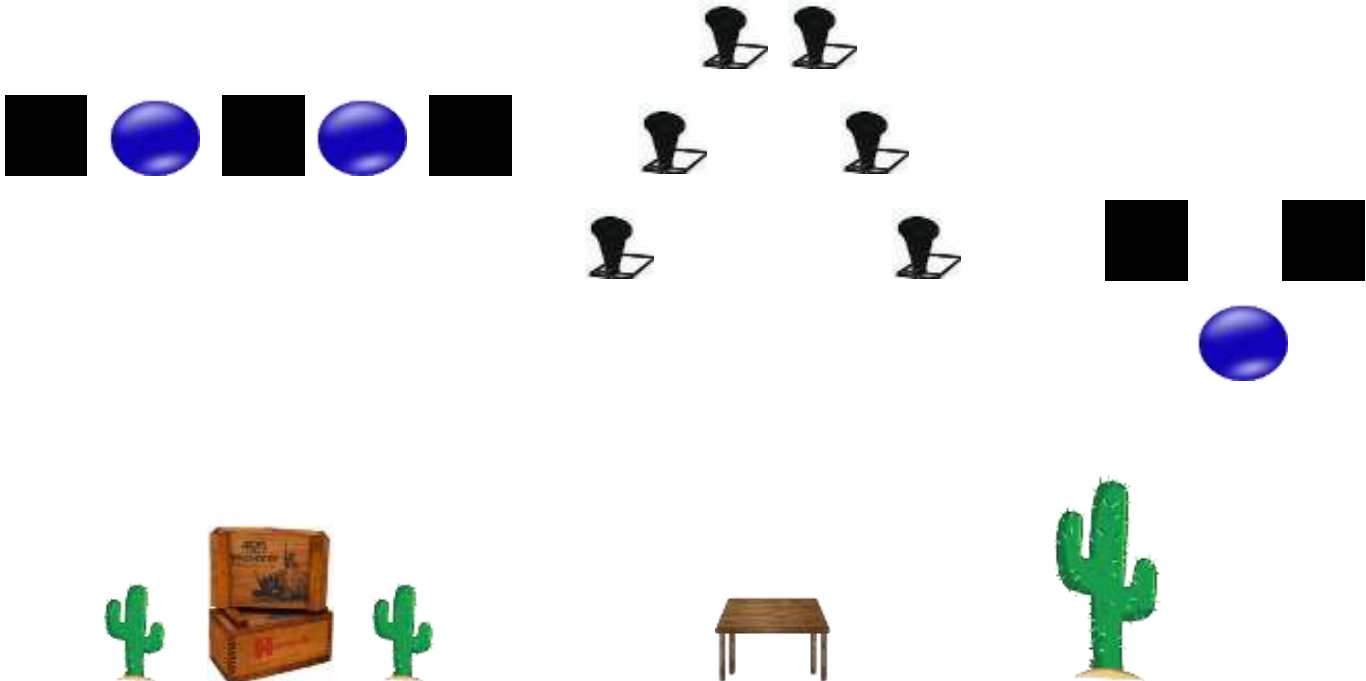


Mother of **George Armstrong Custer**

Mrs. Custer named her son after George Armstrong, a minister, in the hopes that her son might one day join the clergy.

Pistols – 10 rds. holstered Rifle – 10 rds. on ammo boxes Shotgun – 6+ rds. on table

Shooter starts behind ammo boxes, hands on rifle (not holding rifle). The line is, “**Happy Mothers’ Day!**” ATB, with rifle engage targets in this order. Double tap the center target, single tap the 2 targets on either side with 3 rds. (no double taps), double tap the center target, then single tap the opposite 2 targets with 3 rds. Restage. Move to table. Engage poppers. PMF. Move to the right side of the cactus. With 1st pistol engage either the left or right pair of targets with a 2-1-2 sweep. Holster. With 2nd pistol repeat instructions on the other pair of targets. Holster.



Stages 1 & 2

Steel - 2 short red uprights
2 red uprights
2 white uprights
2 blue uprights
4 large squares
4 large circles
4 poppers
11 bases

Props - 1 half moon table
1 horse
2 small cacti
1 large cactus

Stages 3 & 4

Steel – 2 double black uprights
2 red uprights
4 bases
2 large circles
2 bull's butts
4 poppers

Props – 1 small ammo box
1 large ammo box
1 horse

Stages 5 & 6

Steel – 5 white uprights
2 blue uprights
1 red upright

5 large squares
3 large circles
6 poppers
10 bases

Props – 1 small ammo box
1 large ammo box
1 small white table
(white trailer)
2 small cacti
1 large cacti