

# Mid-Month Shoot - Sunday July 15, 2018

## Stage 1

Pistols 10- rds. holstered Rifle – 10 rds. in window Shotgun – 4+ rds. on either table


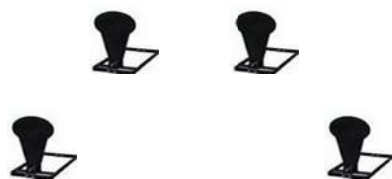

Shooting order – rifle, shotgun, shotgun, pistols or pistols, shotgun, shotgun, rifle

Shooter starts at window or to the outside of the right side cowboy, hands on hat. The line is, **“What Russian collusion!”** ATB,

With rifle – with first 5 rds. engage targets with one rd. on a top target then sweep the bottom three targets 1-2-1 from either end. With second 5rds. repeat earlier instructions using the other top target. Restage.

With shotgun – engage poppers 2 from each side of the left cowboy. PMF. (poppers can be made up from either shotgun shooting station).

With pistols – engage targets with a pendulum sweep starting from either end. Holster.



## Stage 2



Pistols – 10 rds. holstered    Rifle – 10 Rds. in window    Shotgun – 4+ rds. on either table

Shooting order – shotgun, shotgun, rifle, pistols or shotgun, shotgun, pistols, rifle

Shooter starts behind either table (both feet), hands at sides. The line is, “**You are extraordinary deplorables!**” ATB, with shotgun engage the 2 poppers in front of you. PMF. Move behind opposite table and engage the remaining two poppers. PMF. Restage. Move to either the window or to the outside of the right side cowboy. Shooter's choice.

With pistols – from the outside of the right cowboy, engage targets with 5 rds. on the center target then single tap sweep all targets from either end. Holster. If second move to rifle station.

With rifle – from window, in this order, engage targets, starting on the center bottom target. 2 rds. on the center, 1 rd. on either end, 2 rds. each on the top targets, 1 rd. on the opposite end target, then 2 rds. back on the center target. If second move to pistol shooting station.

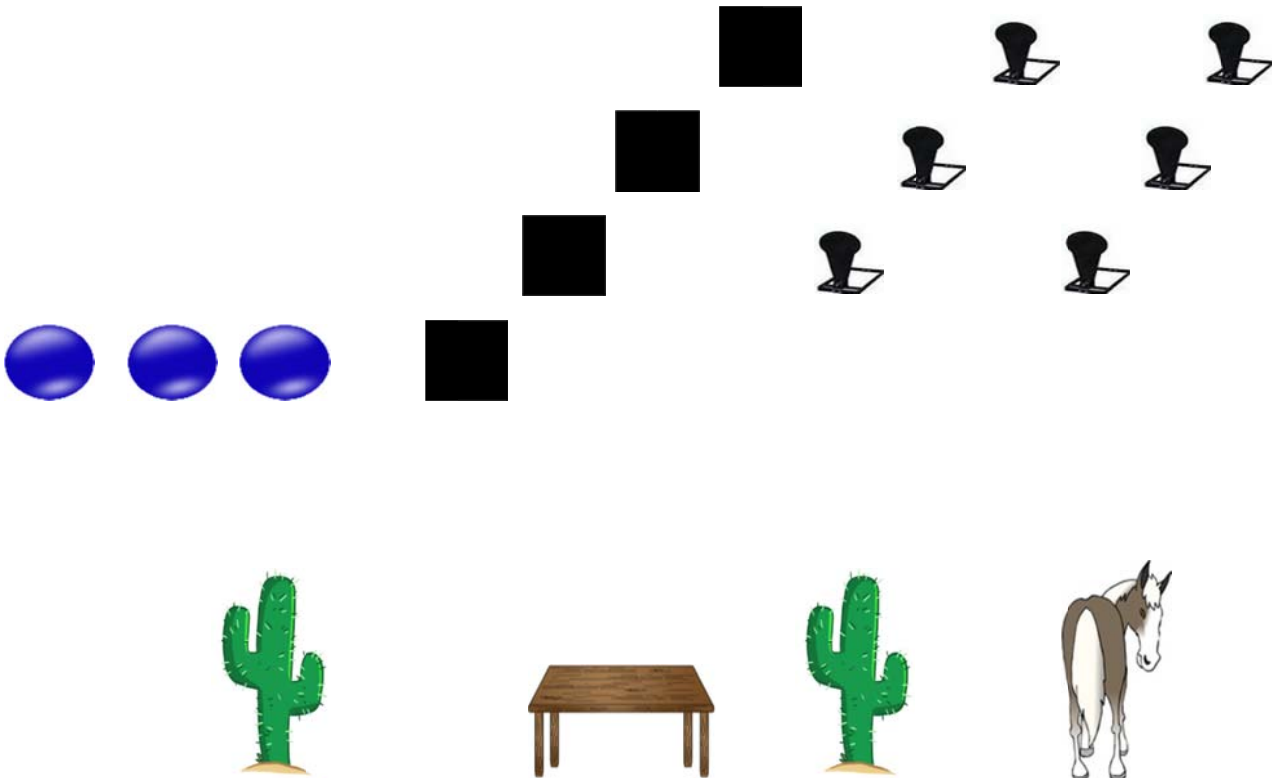


### Stage 3

Pistols – 10 rds. on table    Rifle – 10 rds. on table    Shotgun – 6+ on horse

Shooting order – pistols, rifle, shotgun or rifle, pistols, shotgun

Shooter starts behind table, hands on hips. The line is, **“Resist the resistance!”** ATB, with rifle and pistols engage the 4 targets 2-4-6-8 in any direction. Restage pistols and rifle back on table. Move to horse. With shotgun knock'em down. Note: Targets to the left are no shoot targets on this stage.

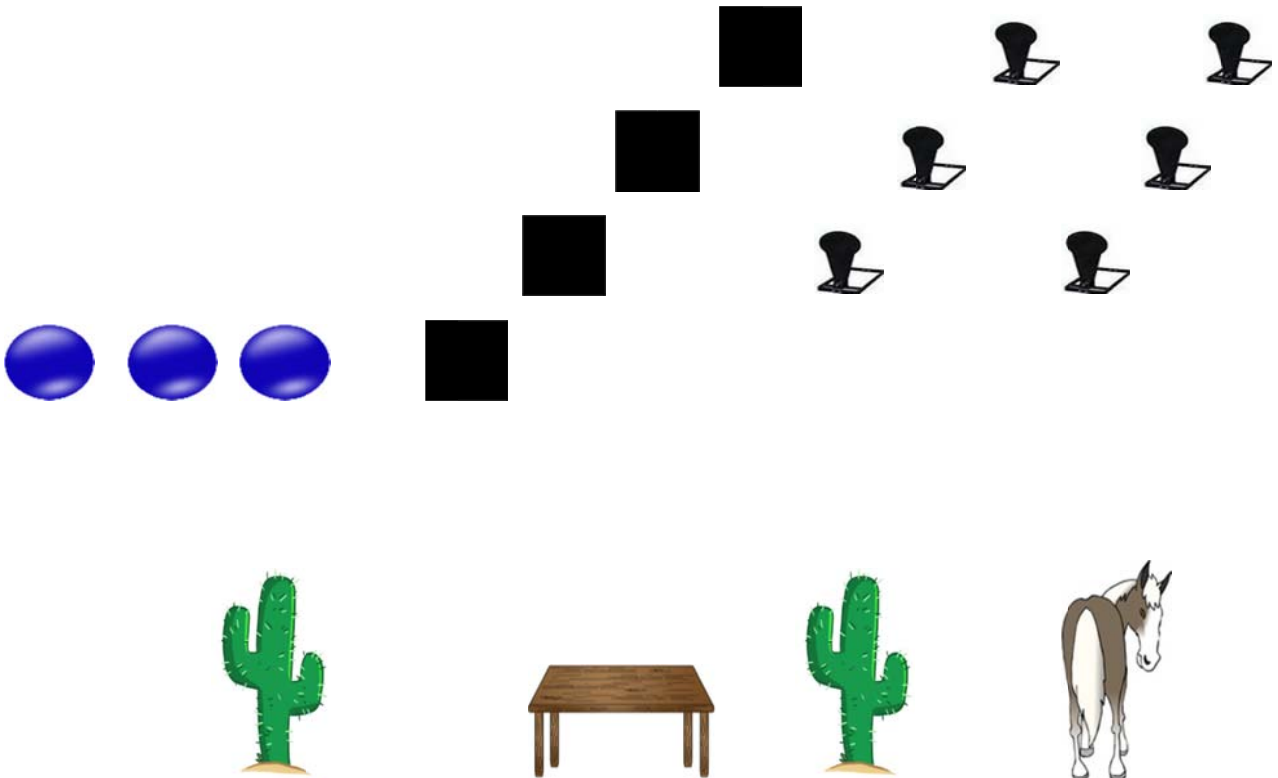


## Stage 4

Pistols – 10 rds. holstered   Rifle – 10 rds. on table   Shotgun – 6+ on horse

Shooting order – pistols, rifle, shotgun

Shooter starts to the left of cactus, one hand clenched above head the other at your side. The line is, “**Lock her up!**” ATB, with pistols engage targets from either end with a 2-3-5 sweep, Holster. Move to table. Engage targets with a continuous Nevada sweep. Restage. Move to horse. Engage poppers. Knock'em down.




## Stage 5

Pistols – 10 rds. holstered    Rifle – 10 rds. on table    shotgun – 4+ rds. on horse

Shooting order – pistols, rifle, shotgun

Pistols – 10 rds. holstered    Rifle – 10 rds. on table    Shotgun – 4+ on horse

Shooter starts in window, hands at Texas surrender. The line is, "**Socialism does not work!**" ATB, with pistols engage targets with a 1-2-2-5 sweep starting on either target. Holster. Move to table. Engage targets with the same sequence as the pistols. Restage. Holster. Move to horse. Engage poppers. Knock'em down.




## Stage 6

(Optional – day of shoot decision – time, weather )

Pistols – 10 rds. holstered    Rifle – 10 rds. Port Arms    Shotgun – 4+ on horse

Shooting order – rifle, pistols, shotgun

Shooter starts behind table, rifle at Port Arms. ATB, engage targets with first 5 rds. 1-3-1 starting on either target. With second 5 rds. repeat starting on the other target. Restage. Move to window. Engage pistols with the same sequence as the rifle. Holster. Move to horse. Engage poppers. PMF.



## **Stages 1 & 2**

Steel – 2 blue uprights  
3 red uprights  
5 white uprights  
5 large squares  
5 large circles  
4 poppers  
12 bases

Props – 1 façade  
2 stand up cowboys  
2 small white tables (trailer)  
2 small cacti

## **Stages 3 & 4**

Steel – 1 short red upright  
1 red upright  
4 white upright  
1 blue upright  
3 large circles  
4 large squares  
6 poppers  
9 bases

Props – 2 large cacti  
1 small white table (trailer)  
1 horse

## **Stages 5 & 6**

Steel – 2 black double uprights  
2 large circles  
2 large squares  
4 poppers  
2 bases

Props – 1 façade  
1 half moon table  
1 horse