

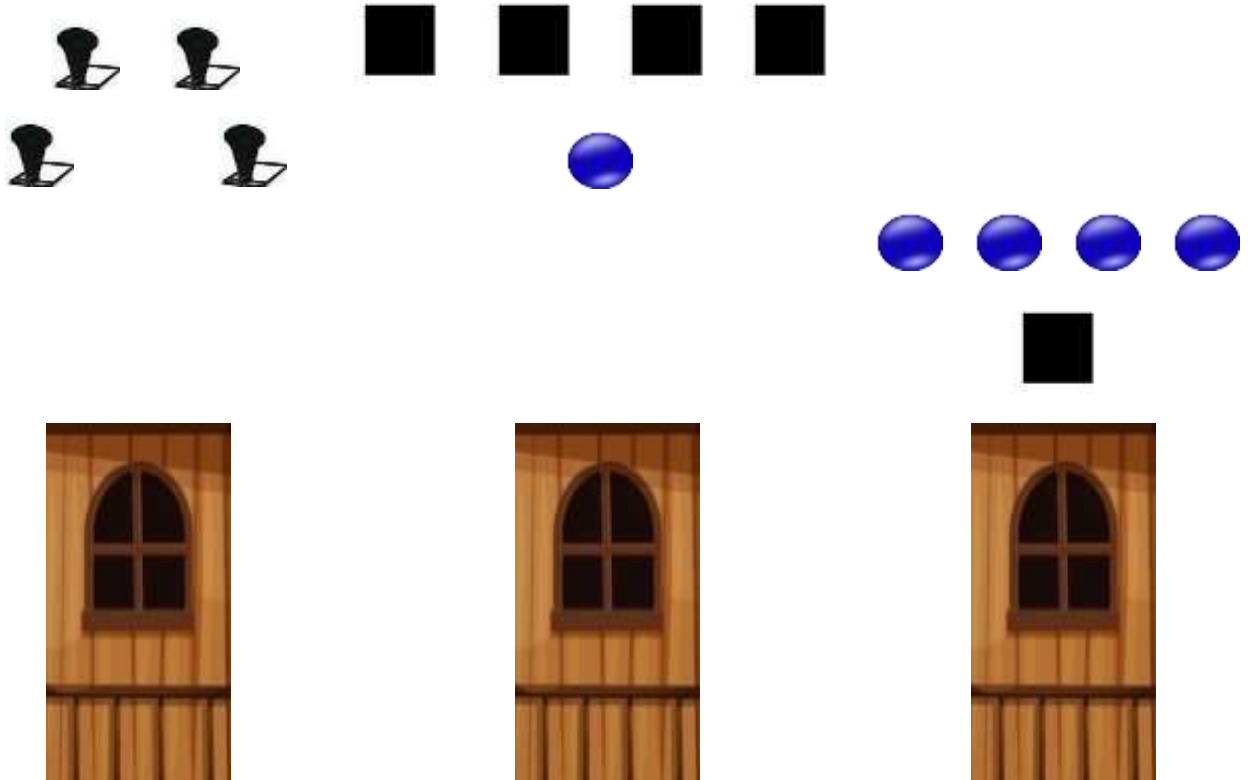
# GCGS Main Match – Saturday October 6, 2018

## Stage 1

Halloween has its origins with the ancient Celtic Festival of Samhain, (pronounced sow – in) about 2000 years ago. People would light bonfires to ward off ghosts.

Pistols -10 rds. holstered Rifle – 10 rds. at Port Arms Shotgun – 4+ in left window

Shooter starts in center window, rifle at Port Arms. The line is, “**Crazy pagans.**” ATB double tap the 2 inside targets, single tap sweep all 4 targets, then put last 2 rds. on the bottom target. Restage. Move to left window. Engage poppers. PMF. Restage. Move to the right window. With pistols repeat rifle instructions. Holster pistols.






## Stage 2

In the eighth century Pope Gregory III designated November 1<sup>st</sup> as a time to honor all saints. It came to be known as All Saints Day. The evening before became known as All Hallows' Eve and later Halloween.

Pistols – 10 rds. holstered    Rifle – on left shelf of Caboose    Shotgun – 4+ on horse

Shooter starts at left shelf of Caboose, hands on hat (that means all 10 finger tips on hat). The line is, **“A toast to the saints!”** ATB with rifle single tap the 2 inside targets, single tap the 2 outside targets. Then dump remaining rounds on the center target. Restage. Move to right shelf. With pistols repeat rifle instructions. Holster. Move to horse. Engage poppers. PMF.






### Stage 3

In the late 19<sup>th</sup> century America was flooded with new immigrants. The millions of Irish immigrants helped popularize the celebration of Halloween nationally.

Pistols – 10 rds. holstered    Rifle – 10 rds. on left shelf of Caboose    Shotgun – 4+ rds. on horse

Shooter starts at right shelf, hands at Texas surrender. The line is, “**God Bless America!**” ATB, with pistols triple tap the 2 inside targets, then sweep the remaining targets, left to right or right to left, 1,2,1. Holster pistols. Move to the left shelf. Repeat pistol Instructions. Restage. Move to horse. Engage poppers. Knock ‘em down!





## Stage 4

Between 1920 and 1950 the centuries old practice of trick or treating was revived.

Pistols – 10 rds. on bar    Rifle – 10 rds. on bar    Shotgun – 6+ on horse

Shooter starts at the center of the bar, hands not touching guns. Rifle and pistol instructions are the same. The line is, **“Trick or Treat!”** ATB, shooter may use either rifle or pistols first. Pistols – engage targets with a “Hoot Sweep’ from either end. 2,1,1,1, then from #2 - 1,1,1,2. Restage back on bar. Rifle – repeat pistol sequence. Restage. Move to horse. With shotgun, knock'em down.



## Stage 5

Trick or treating was a relatively inexpensive way for the community to share in the Halloween celebration. In theory families could prevent tricks being played on them by providing the neighborhood children with small treats.

Pistols – 10 rds. holstered    Rifle – 10 rds. on red table    Shotgun – 4+ on ammo boxes

Shooter starts behind ammo boxes, hands on hips. The line is, **“Happy Halloween!”** ATB, with shotgun engage poppers. PMF. Restage. Move to table. With pistols and rifle engage targets starting on the bull’s butts for 3 rds. each, then sweep the stars, from either direction, 3,3,2,3,3. A bit of a round count stage. Holster pistols. Restage rifle.



## **Stage 1**

Steel – 4 blue uprights  
4 white uprights  
2 short red uprights  
5 large squares  
5 large circles  
4 poppers  
10 bases

Props – 3 facades

## **Stages 2 & 3**

Steel – 5 blue uprights  
5 red uprights  
5 tombstones  
5 large circles  
4 poppers  
11 bases

Props – 1 Caboose  
1 horse  
1 small cacti

## **Stage 4**

Steel – 5 blue uprights  
5 red uprights  
5 large squares  
5 small circles  
6 poppers  
11 bases

Props – 1 bar  
1 horse  
1 large cactus

## **Stage 5**

Steel – 7 white uprights  
5 stars  
2 bull's butts  
4 poppers  
9 bases

Props – 1 small ammo box  
1 large ammo box  
1 red table  
2 small cacti