

GCGS Mid Month Match – Sunday, December 16, 2018

Stage 1

RUDOLPH THE RED-NOSED REINDEER




Rudolph was shunned by everyone because of his red nose and he was so distraught that he ran away. As he got older his character was put to the test and he prevailed. When he returned home and found his village desperate because of a snow storm, he used his new-found self-confidence to lead Santa's sleigh, rescue the misfit toys and deliver all the Christmas presents around the world.

Moral: Sometimes the thing that is viewed as a weakness is really your strength.

Pistols – 10 rds. holstered Rifle – 10 rds. in window Shotgun – 4+ rds. on horse


Shooting order: pistols, rifle, shotgun

Shooter starts in window, hands on hat. The line is, "**Ban ME from reindeer games, will ya?!**" ATB, with pistols engage the pistol/rifle targets from L – R, or R – L. 1,2,1,2,1,2,1 (circle, square, circle, square) for 10 rds. Holster. Repeat sequence with rifle for 10 rds. in either direction. Restage. Move to horse. With shotgun. Knock'em down.



Stage 2

THE LITTLE DRUMMER BOY



An orphan boy's parents are murdered and his home destroyed, so he runs away. He is forced to work for thieving nomads and vows to hate all people. He escapes and ends up in Bethlehem where his only friend, a pet lamb, is hit by a racing chariot. The lamb is near death and the little boy asks one of the kings to save him. The king says he is but a mortal king, but there IS a king who can save his little friend, and points to a baby in a manger surrounded by shepherds. Puzzled but desperate, the boy says he has no gift to bring, so he plays a song for the baby on his only possession, a drum given to him by his parents the day before they died. After he plays, his little lamb is miraculously cured and he realizes that the hate he carried in his heart was wrong.

Moral: The gift given out of pure love is the one favored above all.


Pistols – 10 rds. holstered Rifle – 10 rds. in window Shotgun – 4+ on horse

Shooting order: shotgun, pistols, rifle, or shotgun, rifle, pistols

Shooter starts standing beside horse, hands on ammo. The line is **“Run, you thieving vagabonds!”** ATB, with shotgun engage poppers PMF. Restage. Move to window. Shooter may choose pistols or rifle first.

Pistols : With 1st pistol, engage the lower targets with 4 rds. on an outside target, then 1 one rd. on the center target. Holster. With 2nd pistol repeat sequence using the opposite end target. Holster.

Rifle : With rifle, engage an upper outside target with 4rds., then the adjacent inside target with 1 rd. With 2nd set of 5rds. repeat using the opposite two targets. Restage.



Stage 3

MR. MAGOO'S CHRISTMAS CAROL



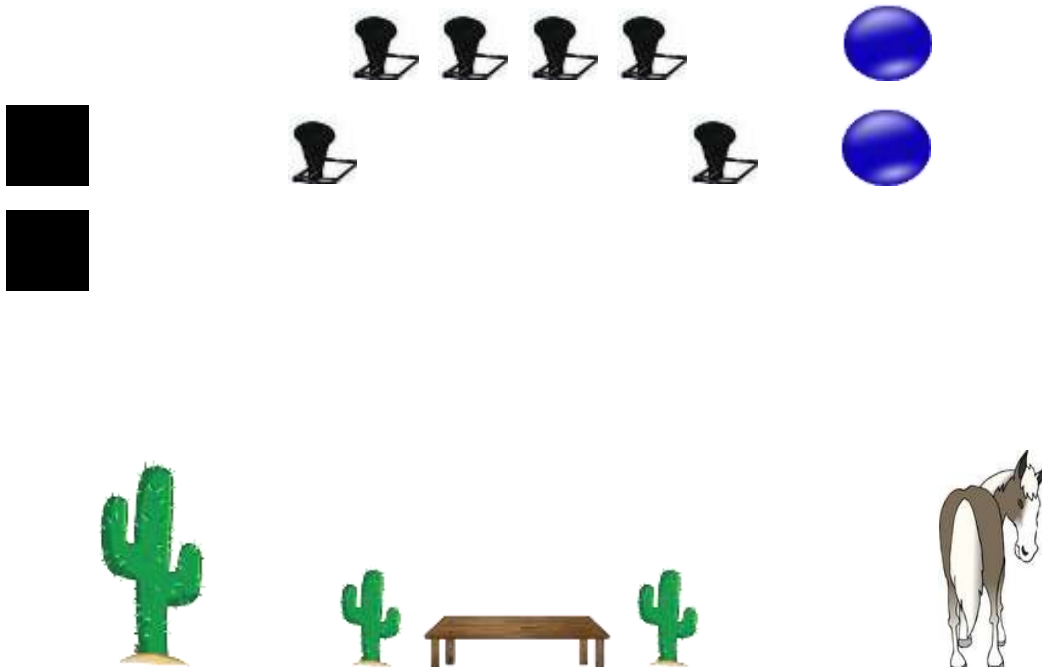
Mr. Scrooge lives for his money and has no one in his life, so he doesn't have to share. Three spirits visit him on Christmas Eve to show him the emptiness of his life, and what will become of him if he continues on his path of being an egocentric miser without a heart for others in need.

Moral: We're not here to merely enrich ourselves but to help others.

Pistols – 10 holstered Rifle – 10 rds. on horse Shotgun – 6+ on table

Shooting order: pistols, rifle, shotgun

Shooter starts to the left of the large cactus, hands at Texas surrender. The line is, "**Bah, humbug!!**" ATB, with pistols engage targets with a reverse Lawrence Welk sweep (4,3,2,1.) starting on either target. Holster pistols. Move to table. With shotgun engage poppers. PMF. Restage. Move to horse. With rifle repeat pistol sequence.



Stage 4

A CHRISTMAS STORY




Ralphie was always afraid of the school bully because of his threats. He picked on Ralphie and Ralphie tried to ignore him. One day, after Ralphie had had a major disappointment, he was so distraught that when the bully picked on him, he released all his frustrations on him and pulverized him.

Moral: There's nothing to fear but fear itself.

Pistols – 10 rds. holstered Rifle 10 rds. on horse Shotgun – 6+ on table

Shooting order: shotgun, pistols, rifle or shotgun, rifle, pistols

Shooter starts behind table, hands at sides. The line is, **“Watch it, kid, you’ll shoot your eye out with that thing!!”** ATB, with shotgun engage poppers. PMF. Restage. Move to either the horse or to the left side of the large cactus. Rifle and pistol instructions are the same. Engage targets 2,3,5 starting on either target. Restage rifle on horse, holster pistols. Move to the opposite shooting station to finish the shooting sequence.



Stage 5

A CHARLIE BROWN CHRISTMAS



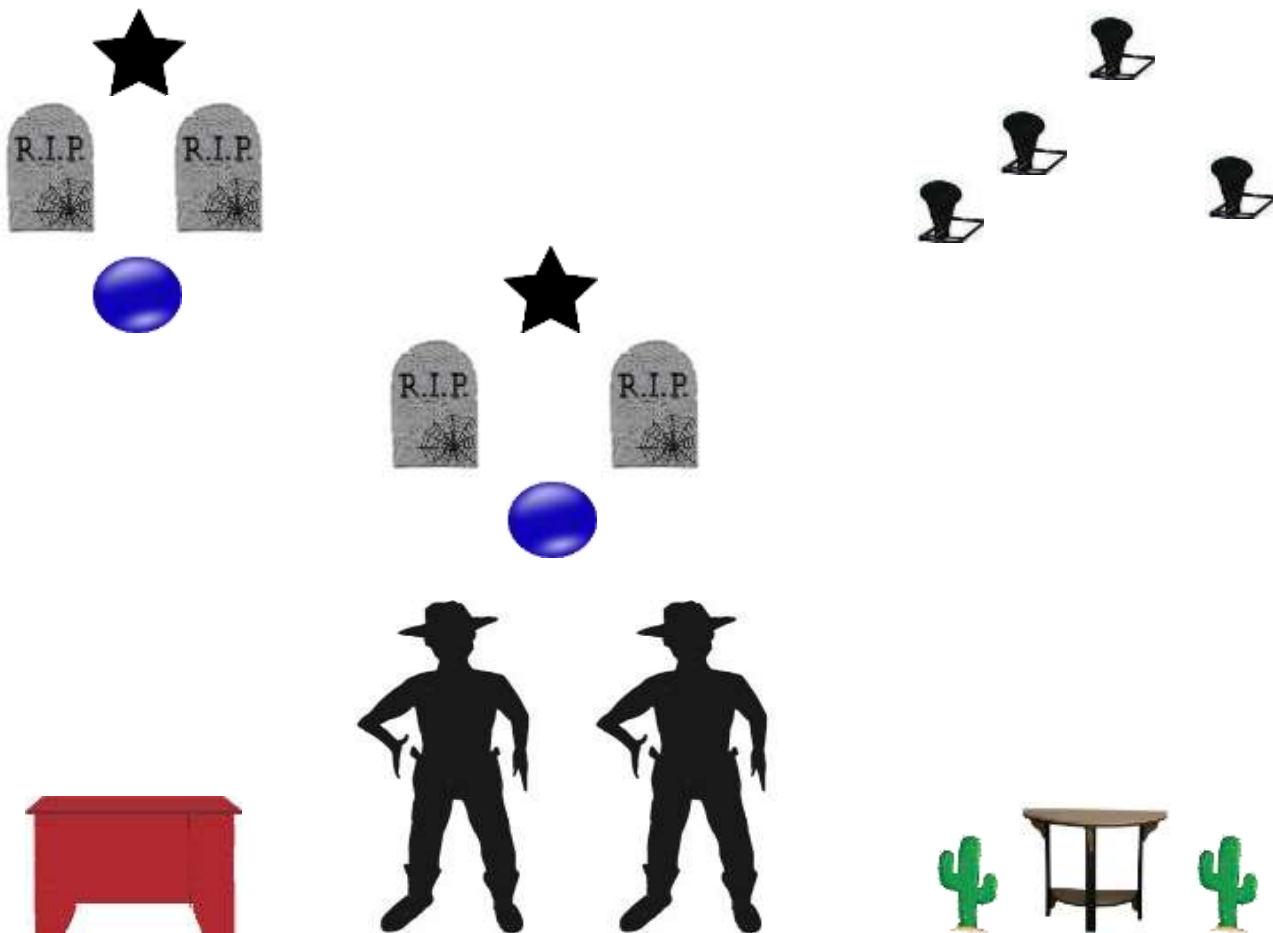
Everyone made fun of the sad little Christmas tree Charlie Brown picked out for the Christmas play. Linus put a blanket around the tree and cited Luke 2:11-14, reminding all the kids who made fun of Charlie about the true meaning of Christmas and why they were even having a play.

Moral: There's much more to celebrating Christmas than commercialism.

Pistols – 10 rds. holstered Rifle – 10 rds. Port Arms Shotgun – 4+ rds. on right table

Shooting order: rifle, pistol, shotgun

Shooter starts behind left table, with rifle at Port Arms. The line is, **“I’ve been kissed by dog lips! Get the iodine!!”** With rifle engage targets starting on the bottom target with 1 rd., 2 rds. on an outside target, 1 rd. on the bottom target, 3 rds. on the top target, 1 rd. back on the bottom target, then 2 rds. on the opposite outside target, in that order. Restage rifle. Move to between cowboys. With pistols engage targets, starting and ending on the bottom target, 1,2,4,2,1. Holster. Move to right table. Engage poppers. Knock'em down.



Stage 6

BABY, IT'S COLD OUTSIDE



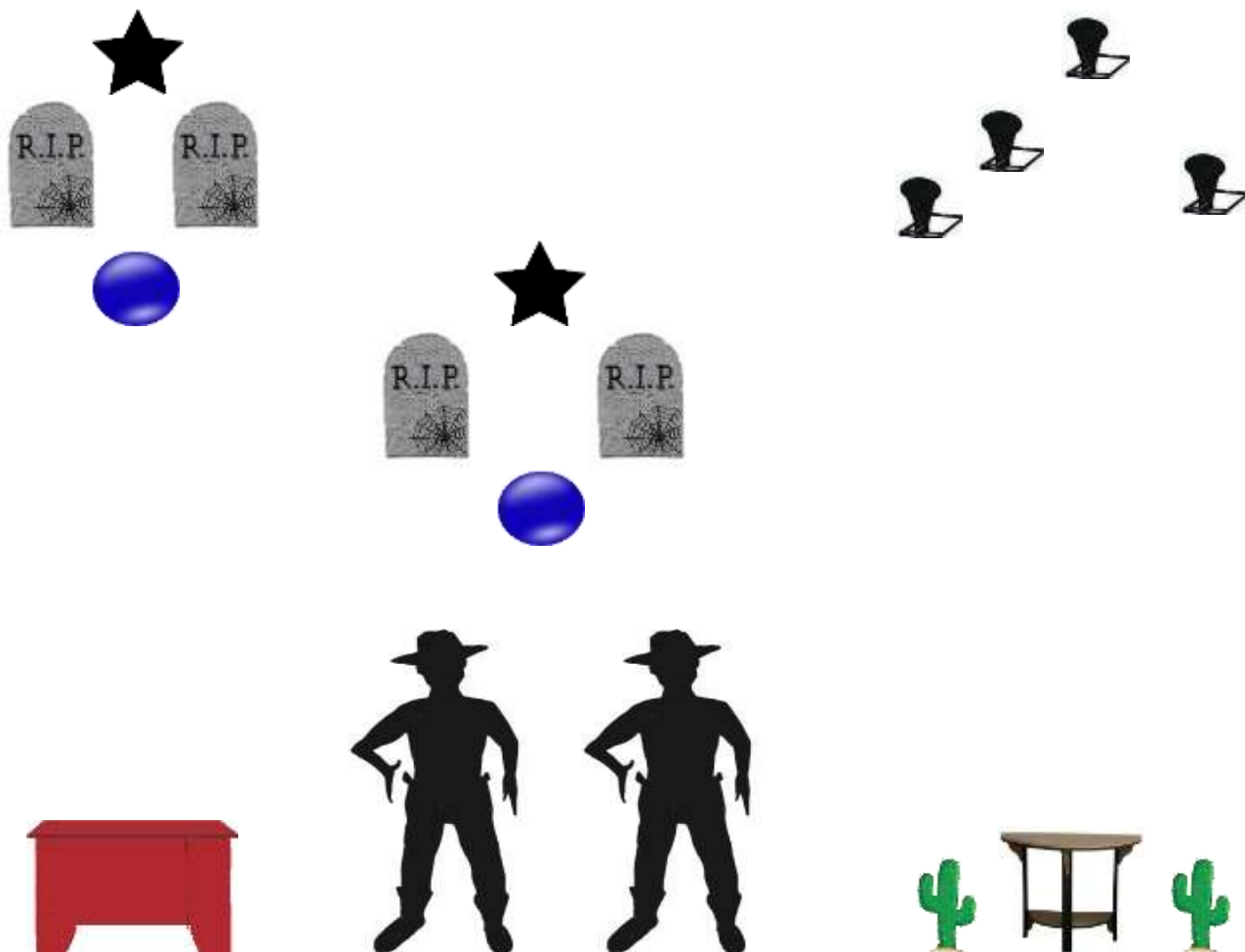
This is simply a time-honored classic winter song about the blossoming romance of two people who are obviously attracted to one another and don't want to part for the evening. PC fanatics have turned it into an attempted date rape story.

Moral: Ignore EVERYTHING the PC fanatics say, for they are insane.

Pistols -10rds. holstered Rifle – 10 rds. on left table Shotgun – 4+ on right table

Shooting order: pistols, shotgun, rifle

Shooter starts between cowboys, hands on hat. RO. says, **“Maybe just half a drink more....”** Shooter says, **“Put some records on while I pour.”** ATB, with pistols engage targets, alternate single tapping the outside targets for 4 rds. then engage the vertical targets 1,2,3 with remaining rds. Starting on either target. Holster pistols. Move to the right table. Engage poppers. Knock'em down. Restage. Move to the left table. With rifle engage targets with the same sequence as the pistols.



Stages 1 & 2

Steel – 4 blue uprights

3 red uprights

4 large circles

3 large squares

7 bases

4 poppers

Props – 1 facade

1 horse

Stages 3 & 4

Steel – 2 double black uprights

2 large squares

2 large circles

5 bases

6 poppers

Props – 1 horse

1 large cactus

2 small cacti

1 small white table (trailer)

Stages 5 & 6

Steel – 2 double black uprights

4 white uprights

2 stars

2 large circles

4 tombstones

4 bases

4 poppers

Props – 2 stand-up cowboys

1 half-moon table

1 red table

2 small cacti