

GCGS Mid-Month Match – Sunday, April 21, 2019

Stage 1

Pistols – 10 rds. holstered Rifle – 10 rds. staged safely Shotgun – 4+ rds. staged safely


Shooting order: shooter's choice

Shooter starts either behind table or ammo boxes, hands not touching guns.
Say your line. ATB,

Rifle – from behind ammo boxes, from either end engage targets with a Kansas City sweep. 2 on 1, 3 on 2, 5 on 3. Restage safely.

Pistols – from behind ammo boxes, repeat rifle sequence. Holster.

Shotgun – from behind table, knock'em down. Restage safely.



Stage 2

Pistols – 10 rds. holstered Rifle – 10 rds. staged safely Shotgun – 4+ rds. staged safely

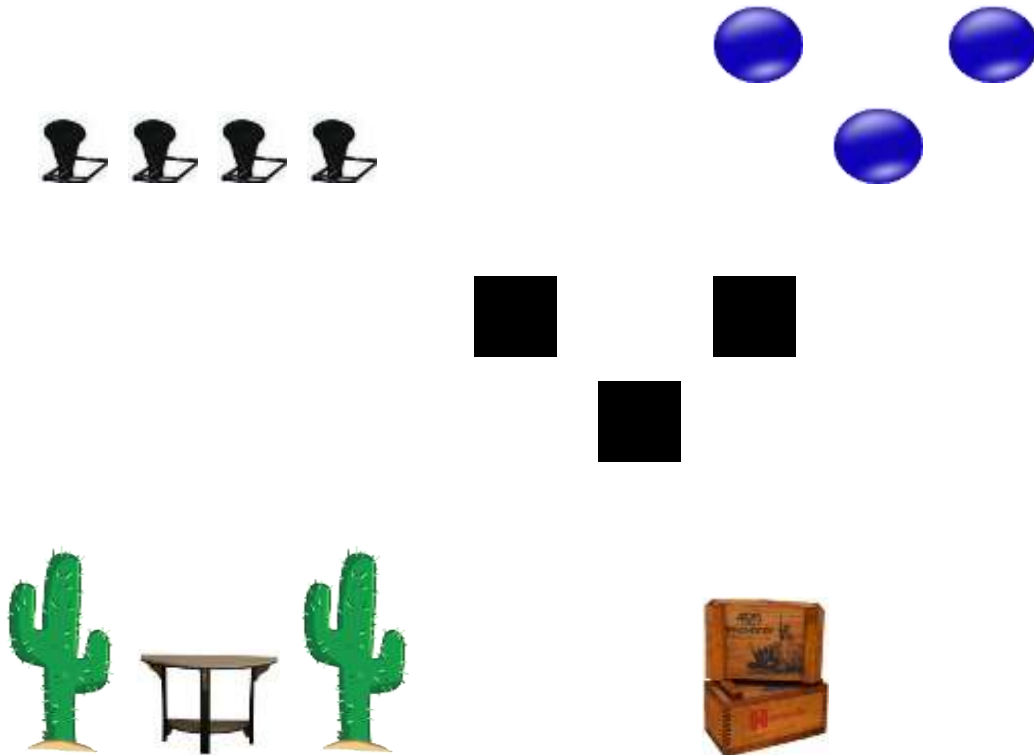
Shooting order: Shooter's choice

Shooter again starts at either the table or ammo boxes, hands on hips. Say your line. ATB,

Rifle – from behind ammo boxes, from either end sweep targets 1,2,4,2,1.
Restage safely.

Pistols – from behind ammo boxes, repeat rifle sequence. Holster.

Shotgun – from behind table, knock'em down. Restage safely.



Stage 3

Pistols – 10 rds. holstered Rifle – 10 rds. staged safely Shotgun – 6+ rds. staged safely


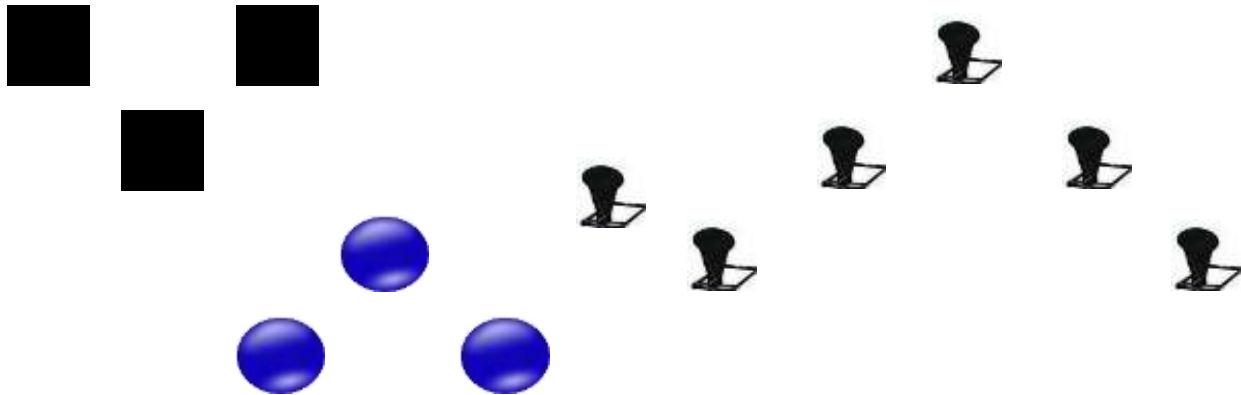
Shooting order: Any order, rifle cannot be last

Shooter starts at either the window or behind the table. Say your line. ATB,

Rifle – from window, engage rifle targets with two 3,1,1 sweeps from the same direction. Restage safely.

Pistols – from window, repeat rifle sequence. Holster.

Shotgun – from behind table. Knock'em down. Restage safely.



Stage 4

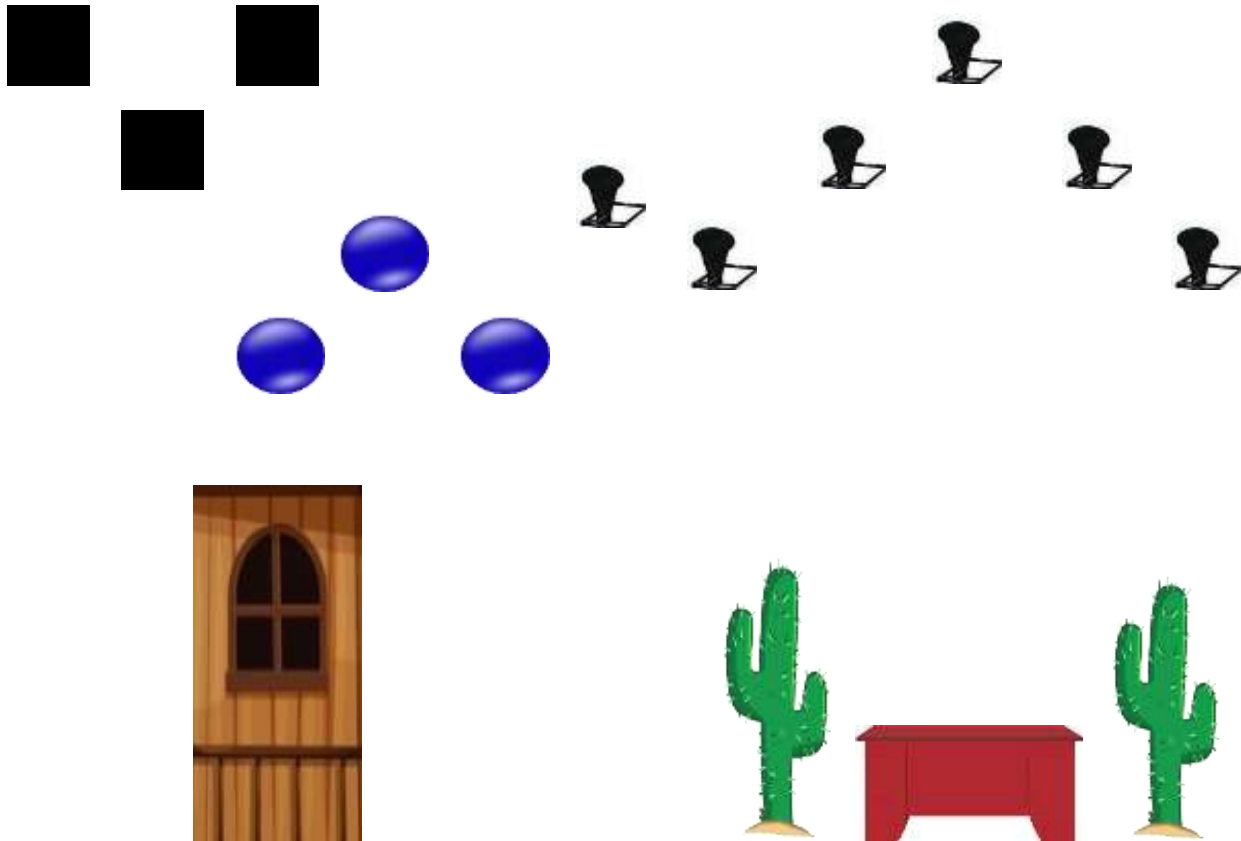
Pistols – 10 rds. holstered Rifle – 10 rds. staged safely shotgun – 6+ rds. staged safely

Shooting order: any order

Shooter again can start at either the window or behind the table, hands at side.
Say your line. ATB,

Rifle and pistols - engage the six rifle and pistol targets with 3 rds. each. Then with the last 2 rds. engage the target you started with. Restage rifle safely.
Holster pistols.

Shotgun – from table. Knock'em down. Restage safely.



Stage 5


Pistols – 10 rds. holstered Rifle – 10 rds. staged safely Shotgun – 4+ rds. staged safely

Shooting order: shotgun, rifle, pistols or shotgun, pistols, rifle

Shooter starts behind ammo boxes, hands on ammo. Say your line. ATB, with shotgun knock'em down. Restage safely. Move to window.

Rifle – from window, single tap either Buzzard then double tap the bull's butts. Repeat with second 5 rds. using the other buzzard. Restage.

Pistols – from window, repeat rifle sequence. Holster.



Stage 6


Pistols – 10 rds. holstered Rifle – 10 rds. staged safely Shotgun – staged safely

Shooting order: any order

Shooter starts at either the window or behind ammo boxes, hands on hat. Say your line. ATB,

Rifle and pistols – from window engage the buzzards and the bulls' butts with a continuous Nevada sweep for 20 rds. Restage rifle. Holster pistols.

Shotgun – from behind ammo boxes. Knock'em down.



Stages 1 & 2

Steel – 2 double black uprights
1 white upright
2 red uprights
1 short red upright
3 large squares
3 large circles
8 bases
4 poppers

Props – 2 large cacti
1 half moon table
1 small ammo box
1 large ammo box
2 wooden bases (in rear trailer)

Stages 3 & 4

Steel – 2 double black uprights
2 white uprights
2 short red uprights
3 large squares
3 large circles
6 poppers
8 bases

Props – 1 façade
1 red table
2 large cacti

Stages 5 & 6

Steel – 2 blue uprights
2 red uprights
2 bull's butts
2 buzzards
4 poppers
6 bases

Props – 1 façade
1 small ammo box
1 large ammo box
2 large cacti