

GCGS Mid-Month Match – Sunday, June 16, 2019

Stage 1

Pistols – 10 rds. holstered Rifle – 10 rds. in right window Shotgun – 4+ rds. on table



Shooting order: pistols, shotgun, rifle or rifle, shotgun, pistols

Shooter starts in either window, hands on hat. Say a line. ATB,

Rifle – from the left window, engage targets, double tapping the outside targets for 6rds., then 4rds. on the center target. Restage. If first, move to table.

Pistols – from the right window, follow rifle instructions. Holster. If first, move to table.

Shotgun – from behind table, knock'em down. Restage. Move to window you have not shot from yet.



Stage 2



Pistols – 10 rds. holstered Rifle – 10 rds. in left window Shotgun – 4+ on table

Shooting order: shotgun, rifle, pistols or shotgun, pistols, rifle

Shooter starts behind table, hands on hips. Say a line. ATB, engage poppers, knock'em down. Restage. Move to either window.

Pistols – from right window, with first pistol, engage targets from either end, single tapping 1,2,3,2,3. With 2nd pistol, repeat 1st pistol instructions starting on the opposite end. Holster. If second, move to opposite window.

Rifle – from left window, repeat pistol instructions. Restage. If second, move to opposite window.



Stage 3

Pistols – 10 rds. holstered Rifle – 10 rds. on ammo boxes Shotgun – 6+ on horse


Shooting order: pistols, rifle, shotgun or rifle, pistols, shotgun

Shooter starts behind ammo boxes, hands on hat. Say a line. ATB,

Pistols – double tap a diagonal pair of targets, then double tap the other pair of targets, then single tap the original pair. Holster pistols. If second, move to horse.

Rifle – Repeat pistol sequence. Restage. If second, move to horse.

Shotgun – from beside horse, knock'em down.



Stage 4


Pistols – 10 rds. holstered Rifle – 10 rds. on ammo boxes Shotgun – 6+
Port Arms

Shooting order: Shotgun, pistols, rifle or shotgun, rifle, pistols

Shooter starts beside horse, shotgun at Port Arms. Say a line. ATB, with shotgun, knock'em down. Restage. Move to ammo boxes.

Pistols – from behind ammo boxes, with 1st pistol engage targets with 1 rd. on a bottom target, then double tap the top two targets. Holster. With 2nd pistol repeat 1st pistol instructions starting on the other bottom target. Holster.

Rifle – repeat pistol instructions. If second, restage.



Stage 5

Pistols – 10 rds. holstered Rifle – 10 rds. on table shotgun – 4+ on table

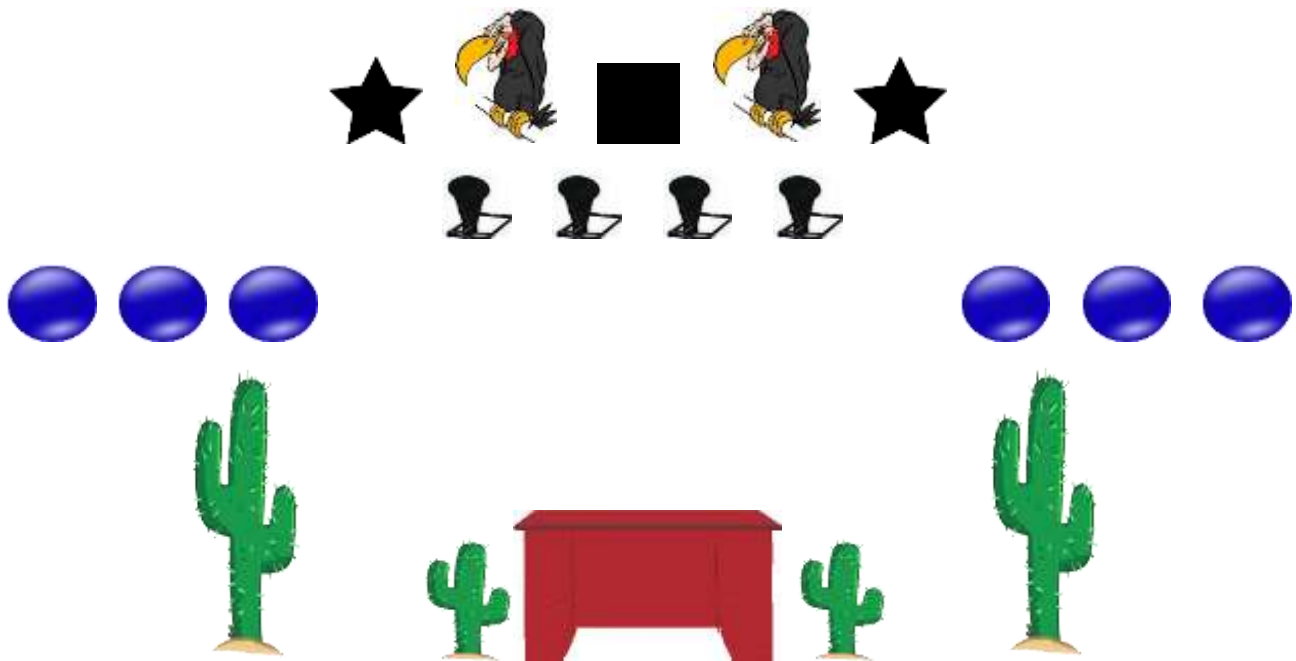
Shooting order: pistol, rifle, shotgun, pistol or pistol, shotgun, rifle, pistol

Shooter starts to outside of either large cactus, hands at Texas surrender. ATB, with 1st pistol, engage targets with a Nevada sweep starting on the center target. Holster. Move to table.

Rifle – from behind table, double tap targets, center, inside, inside, outside, outside. Restage. If third, move past other large cactus.

Shotgun – from behind table, knock'em down. If third, move past other large cactus.

2nd pistol – from the outside of 2nd large cactus, repeat 1st pistol instructions. Holster.

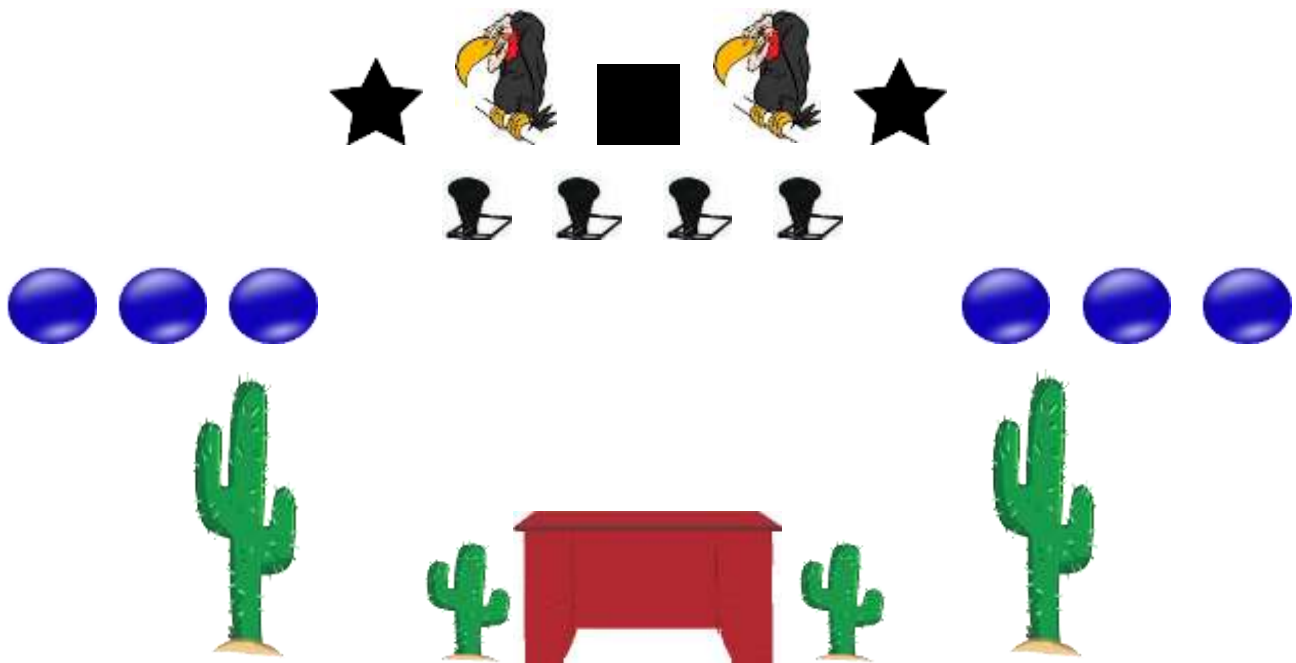


Stage 6

Pistols - 10 rds. holstered Rifle – 10 rds. on table Shotgun – 4+ rds. on table

Shooting order: shotgun, rifle, pistols

Shooter starts behind table, hands on ammo. Say a line. ATB, with shotgun engage poppers. PMF. Restage. With rifle, engage center target with 2 rds., single tap sweep all five targets from either end, then engage the center target with 3 rds. Restage. Move to outside of either large cactus. With pistols, engage targets with a Kansas City sweep, 2,3,5 from either end. Holster. NOTE: Only one pair of pistol targets is used in this scenario.



Stages 1 & 2

Steel – 3 white uprights
3 red uprights
3 large squares
3 large circles
4 poppers
8 bases

Props – 2 facades
1 half-moon table
2 small cacti

Stages 3 & 4

Steel – 2 black double uprights
2 short red uprights
2 bull's butts
2 large squares
6 poppers
5 bases

Props – 1 small ammo box
1 large ammo box
1 horse
1 large cacti

Stages 5 & 6

Steel – 5 blue uprights
6 red uprights
2 stars
1 large square
2 buzzards
6 large circles
4 poppers
15 bases

Props – 1 red table
2 small cacti
2 large cacti