

# GCGS Main Match – Saturday August 3, 2019

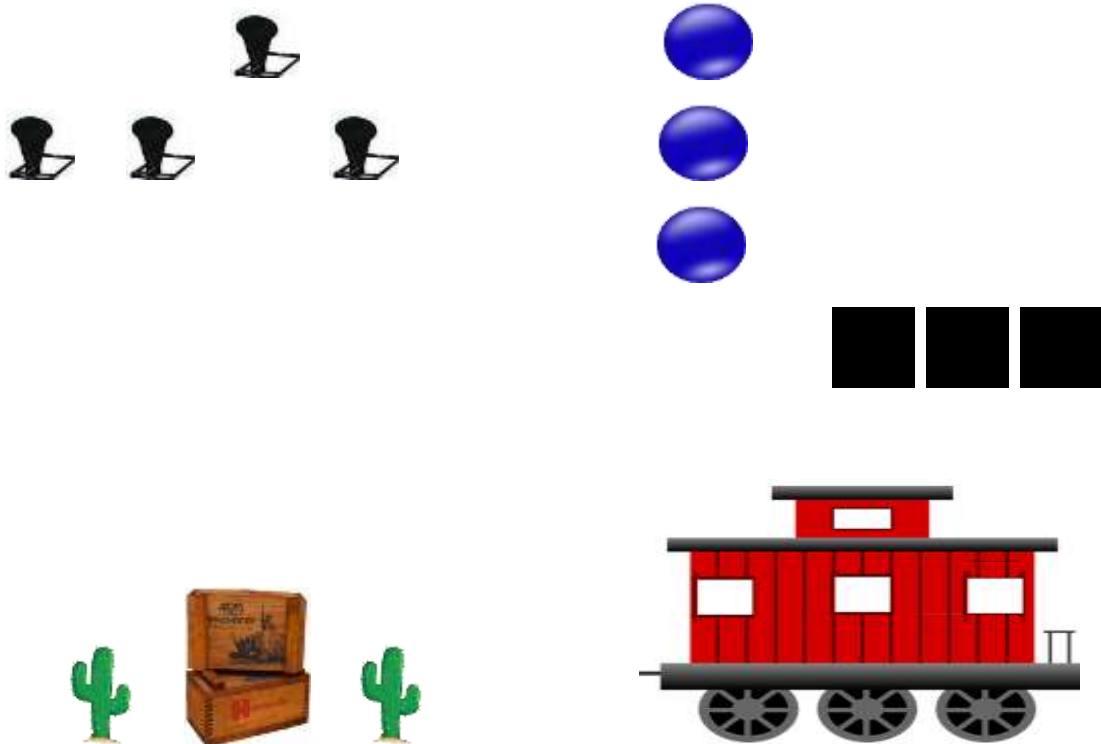
## Stage 1

Hawaii's ranching and cowboy history began in the Waimea area of the Big Island of Hawaii. It began in the late 1700's to the early to mid-1800's. Quite a bit before the cowboy heyday on the mainland. A British sea captain, George Vancouver, gave 5 long-horned cattle to King Kamehameha as a gift.

Pistols – 10 rds. holstered      Rifle – 10 rds. on left shelf      Shotgun - 4+ on ammo boxes

Shooting order: shotgun, rifle, pistols

Shooter starts behind ammo boxes, hands on ammo. The line is, **“Thanks for the beef.”** ATB, with shotgun engage poppers. Knock'em down. Restage. Move to left shelf of caboose. With first 5 rds. single tap sweep targets from the top then place last 2 rds. on the center target. With 2<sup>nd</sup> 5 rds. engage targets with the same sequence starting on the bottom target. Restage. Move to the right shelf. With 1<sup>st</sup> pistol engage targets from L – R or R – L single tap sweeping the three targets with the last 2 rds. on the center target. Holster. With 2<sup>nd</sup> pistol repeat sequence starting on the opposite target. Holster.



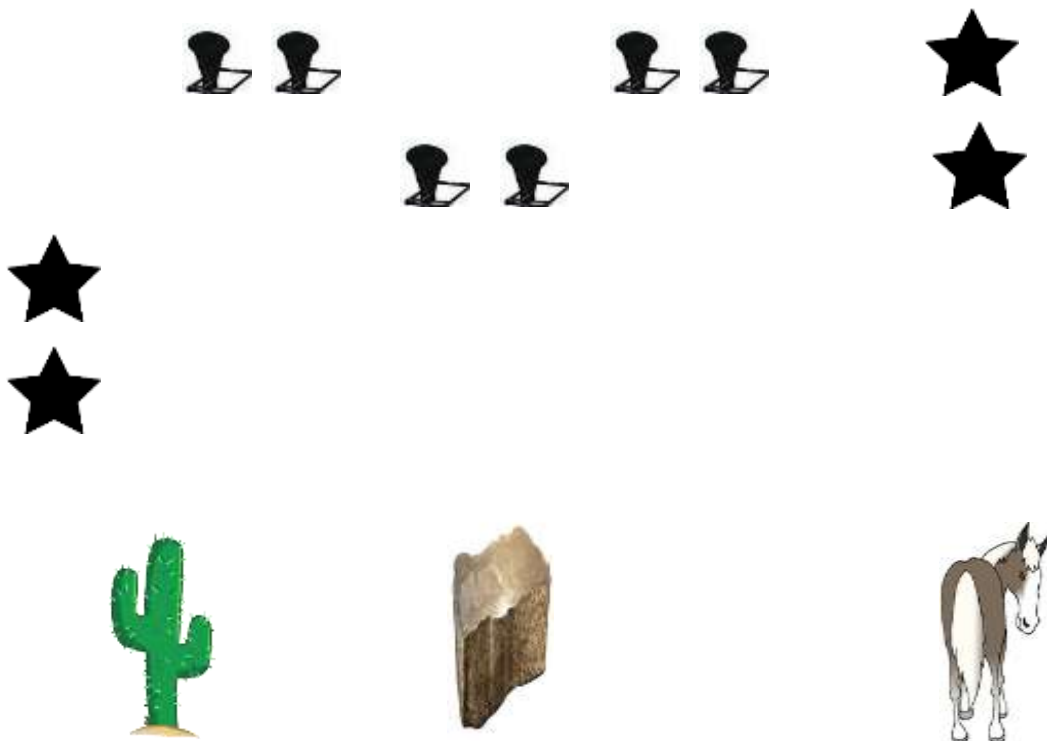
## Stage 2

The cattle were not in the best of shape after their long journey at sea. King Kamehameha made it taboo (kapu) to harm or possess cattle. He allowed them to roam and breed freely. But after two decades the cattle had grown to thundering herds, often causing destruction and terror.

Pistols – 10 rds. holstered      Rifle – 10rds. on horse      Shotgun – 6+ on haystack table

Shooting order: pistols, shotgun, rifle

Shooter starts to the left of cactus hands at Texas surrender. The line is, **“Damn cattle acting the fools.”** ATB, with pistols engage targets with a regressive sweep - 4,3,2,1 starting on either target. Holster pistols. Move to table. Engage poppers. PMF. Restage. Move to horse. With rifle repeat pistol sequence.




### Stage 3

The King needed someone to control the herds. About 1815 the King sought the help of one of his foreign advisors, John Palmer Parker. Parker shot the cattle, salted the meat, tanned the hides, and sold them to passing ships. Parker shot many cattle but kept the best for his ranch. He also married the granddaughter of King Kamehameha.

Pistols – 10 rds. holstered    Rifle – 10 rds. in window    Shotgun – 2+ on horse

Shooting order: rifle, pistols, shotgun

Shooter starts in window, hands on jambs. The line is, "**Parker, you sly dog.**" ATB, with rifle engage the tombstone knockdown rack. With remaining rounds engage the cowboy. Restage. Misses on the rack do not count except if left standing. Misses on the cowboy count. Restage. Move to table, with pistols engage the cowboy with 4 rds. then engage the plate rack with the remaining 6 rds. holster. Move to horse. Engage poppers. PMF. If any plates are left standing on the second rack engage the static target with the number of rds. left standing.



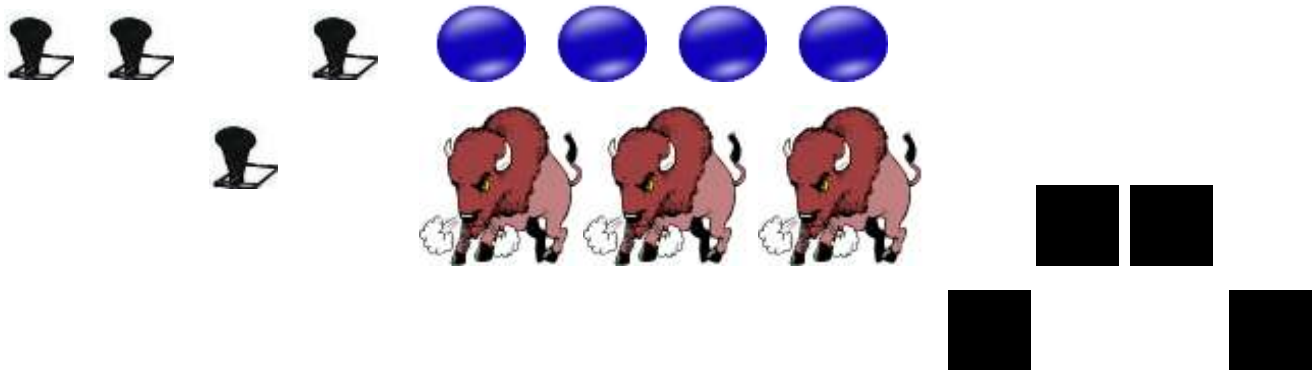
## Stage 4

There became a need for cowboys. There are two versions of how the cowboys came to be in Hawaii. One was that Parker hired Mexican vaqueros to work his ranch in 1832. Number two was, around the same time, King Kamehameha's successor, King Kamehameha III was on a world tour. He was impressed with the Mexican vaqueros. He convinced the King of Spain to send a number of them to Hawaii to train his people in ranching and horsemanship.

Pistols – 10 rds. on table    Rifle – 10 rds. in window    Shotgun – 4+ on ammo boxes

Shooting order: pistols, rifle, shotgun

Shooter starts behind table, hands on hat. The line is, **“The first Mexican invasion.”** ATB, with pistols, in this order, engage targets with 3 rds. on an inside target, single tap sweep targets in either direction, then place the last three rds. on the other inside target. Restage pistols on table. Move to window. Engage targets L – R or R – L with 1 rd. on each upper target and 2 rds. on each lower target. (Shooter may NOT sweep the top targets then sweep the bottom targets. Scenario to be shot 1,2,1,2, etc. Alternating top and bottom.) Restage. Move to ammo boxes. Engage poppers. Knock'em down.





## Stage 5

Either way the vaqueros had a significant impact on the Hawaiian economy back in the early to mid 1800's. It influenced the history of the Waimea and other areas with large ranching operations in Hawaii. The Parker ranch became the largest privately owned ranch in America. The Hawaiians that the vaqueros trained became known as paniolos. In fact, one of the cowboys from the Parker ranch became the World Champion Cowboy in 1908.

Pistols – 10 rds. holstered    Rifle – 10 rds. holstered    Shotgun – 4+ on horse

Shooting order: pistols, rifle, shotgun or rifle, pistols, shotgun

Shooter starts in window, hands not touching ammo or guns. The line is, **“Where did he come from?”** ATB, with rifle and pistols engage targets with 5 rds. each. Holster pistols. Restage rifle. Move to horse. Engage poppers. Knock'em down.



### **Stage 1**

Steel – 1 double black upright  
1 short red upright  
3 red uprights  
3 large circles  
3 large squares  
4 poppers  
7 bases

Props - 1 caboose  
1 wooden base (back trailer)  
1 small ammo box  
1 large ammo box  
2 small cacti

### **Stage 2**

Steel – 2 double black uprights  
4 stars  
6 poppers  
5 bases

Props – 1 haystack table  
2 small cacti  
1 large cacti  
1 horse

### **Stage 3**

Steel – 1 red upright  
2 white uprights  
1 tombstone plate rack  
1 circle plate rack  
2 cowboys  
1 small cowboy  
2 poppers  
5 bases

Props - 1 façade  
1 half moon table  
2 large cacti  
1 horse

### **Stage 4**

Steel – 4 blue uprights  
2 white uprights  
5 red uprights  
4 poppers  
13 bases  
4 large squares  
3 buffalo

Props - 1 small ammo box  
1 large ammo box  
1 façade  
1 small white table (white trailer)

### **Stage 5**

Steel – 1 short red upright  
1 red upright  
1 white upright  
1 blue upright  
2 large squares  
2 bull's butts  
4 poppers  
4 bases

Props – 1 façade  
1 horse