

# GCGS Main Match – Saturday December 7, 2019

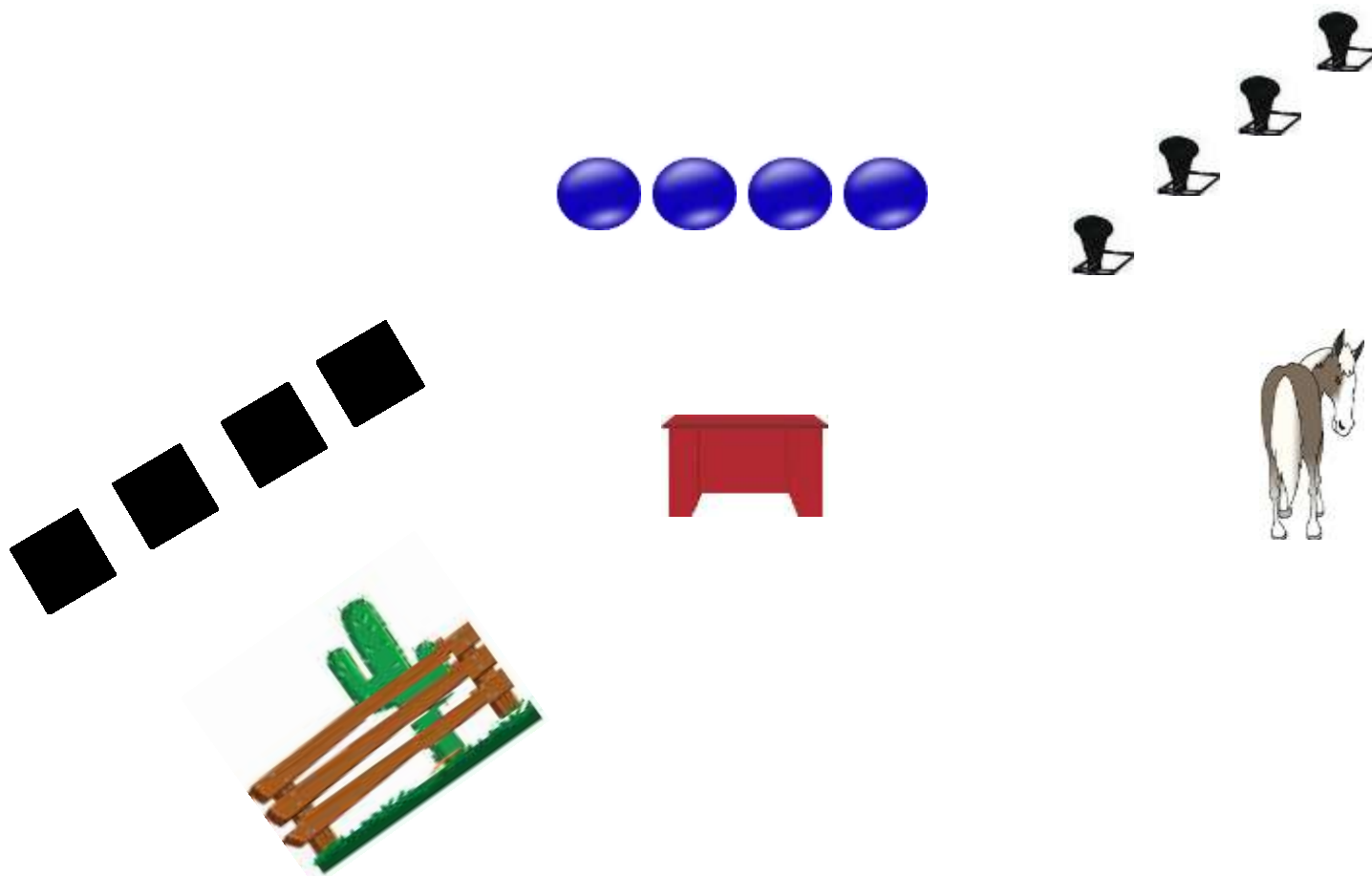
## Stage 1

### **The Giant Lantern Festival (Philippines)**

Held each year on the Saturday before Christmas Eve in San Fernando – the “Christmas Capital of the Philippines.” Eleven villages compete to build the most elaborate lantern. They are illuminated by electric bulbs that sparkle in a kaleidoscope of patterns. The festival attracts spectators from all over the country and across the globe.

Pistols – 10 rds. holstered    Rifle – 10 rds. on table    Shotgun – 4+ rds. on horse  
Shooting order: pistols, rifle, shotgun

Shooter starts at center of fence, left of cactus, hands at sides. Say your line. ATB, with pistols engage targets from L – R or R- L single tapping from either end 1,2,3,4 back to 1, then double tap 2, then triple tap 3. Holster. Move to table. With rifle repeat pistol instructions. Restage. Move to horse. With shotgun knock'em down.



## Stage 2

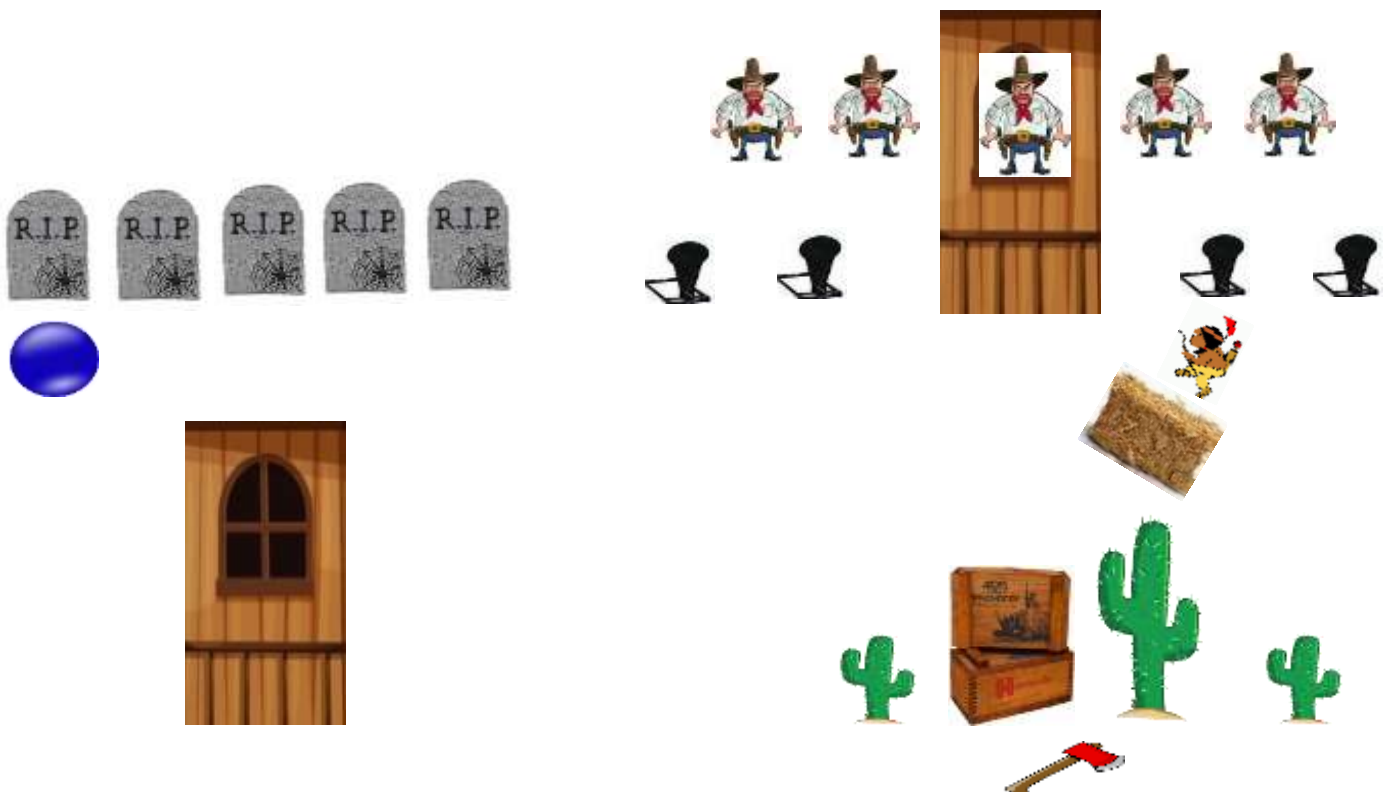
### Krampus (Austria)

A beast-like demon creature that roams city streets frightening kids and punishing the bad ones – nope, this isn't Halloween, but St. Nicholas' evil accomplice, Krampus. In Austrian tradition, Krampus is said to capture the naughtiest children and whisk them away in his sack. In the first week of December, young men dress up as the Krampus, frightening children with clattering chains and bells.

Pistols – 10 rds. holstered    Rifle – 10 rds. on ammo boxes    Shotgun – 4+ rds. on ammo boxes

Shooting order: shotgun, pistols, rifle, shotgun

Shooter starts to the right of the large cactus, hatchet in hand. Say your line. ATB, throw hatchet at Indian hiding behind hay bale. Hatchet must be thrown overhand. (The Longknife rule is in effect. Hatchet must go past a certain point.) Move to ammo boxes. With shotgun engage two poppers only. Restage. Move to window. With 1<sup>st</sup> pistol engage large single target with 5 rds. holster. With 2<sup>nd</sup> pistol single tap sweep the upper 5 targets from either direction. Holster. Move back to ammo boxes. With rifle engage the cowboy in the window for 5 rds. then single tap sweep the cowboys L – R or R – L with second 5 rds. Restage. With shotgun engage the remaining two poppers and any left standing from the first pass. NOTE: shooter may make up any poppers left standing on the first pass on the second shotgun pass.



## Stage 3

### **The Hiding of the Broom (Norway)**

The hiding of the broom is a Norwegian tradition that dates back centuries to when people believed that witches and evil spirits came out on Christmas Eve looking for brooms to ride on. To this day, many people still hide their brooms in the safest place in the house to stop them from being stolen.

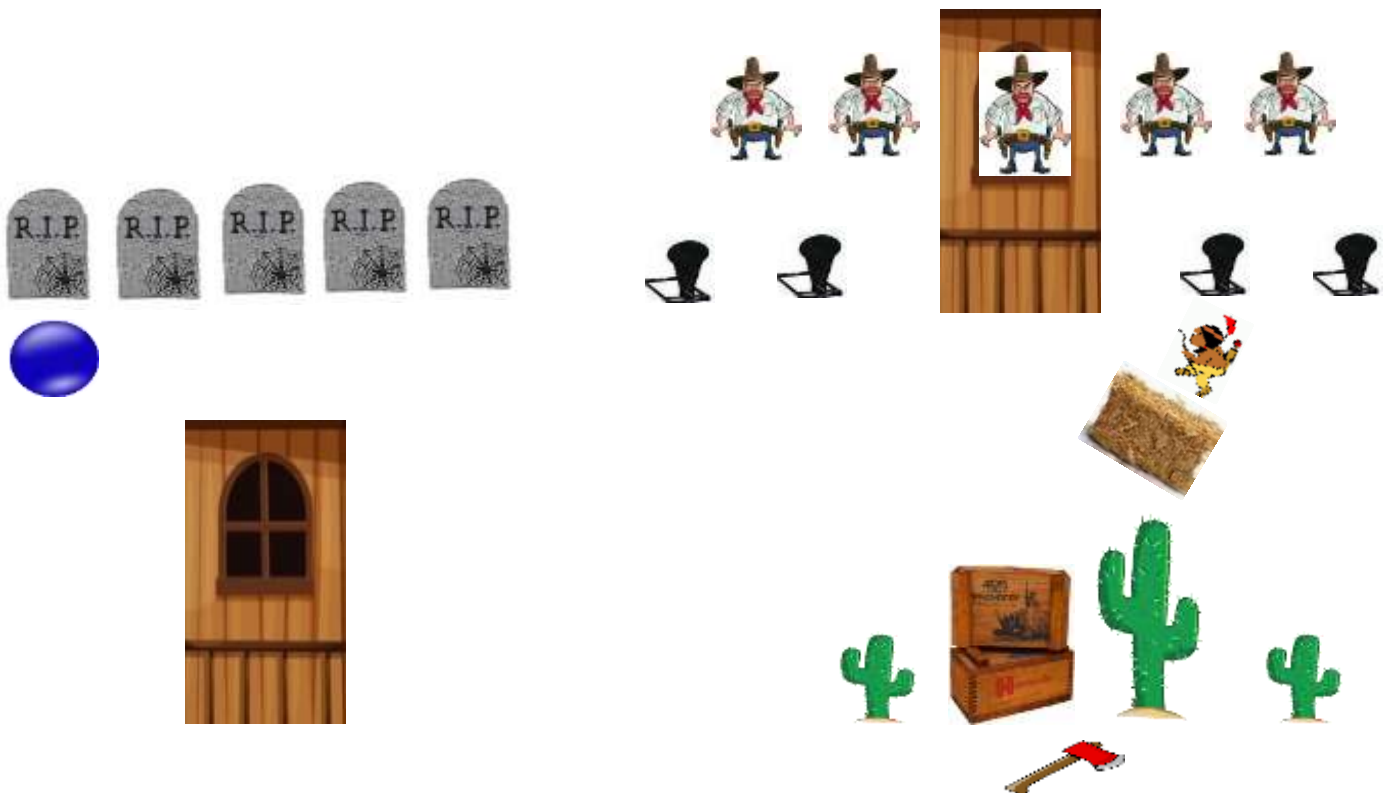
Pistols – 10 rds. holstered    Rifle – 10 rds. on ammo boxes    Shotgun – 4+ rds. on ammo boxes

Shooting order: pistols, rifle, shotgun or pistols, shotgun, rifle

Shooter starts in window hands extended in “T Rex” fashion. Yes, I said “T Rex”. Say your line. ATB, starting on an end target, alternate single tap with the lower target, for 10 rds. (Example: 1, circle, 2, circle, 3, circle, etc.) Holster pistols. Move to ammo boxes.

Rifle – from behind ammo boxes sweep the 5 upper targets, 1,2,3,2,1, with the last round on the Indian behind the hay bale. Restage if necessary.

Shotgun – Engage poppers. Knock'em down. Restage if necessary.



## Stage 4

### **Cavalcade of Lights (Toronto, Canada)**

The annual Cavalcade of Lights marks the official start to the holiday season in Toronto. Nathan Phillips Square and Christmas tree are illuminated by more than 300,000 energy-efficient LED lights that shine from dusk until 11 pm until the New Year. On top of that, they have fireworks shows and engage in outdoor ice skating.


Pistols – 10 rds. holstered      Rifle – 10 rds. on horse      Shotgun – 4+ rds. on horse

Shooting order: pistol, pistol, shotgun, rifle, or pistol, pistol, rifle, shotgun

Shooter starts in left window, hands at Texas surrender. Say your line. ATB, with 1<sup>st</sup> pistol alternate single tap all targets starting and ending on the center target. Holster. Move to the right window. With 2<sup>nd</sup> pistol repeat 1<sup>st</sup> pistol instructions. Holster. Move to horse.

Rifle – from beside horse, starting on the upper target with 4rds. then, from either end, double tap sweep the remaining targets. Restage if necessary.

Shotgun – from beside horse, knock'em down.



## Stage 5

### The Yule Lads (Iceland)

In the 13 days leading up to Christmas, 13 troll-like characters come out to play in Iceland. The Yule Lads visit the children across the country over the 13 nights leading up to Christmas. For each night of Yuletide, children place their best shoes by the window and a different Yule Lad visits leaving gifts for nice girls and boys and rotting potatoes for the naughty ones.

Pistols – 10 rds. holstered    Rifle – 10rds. on ammo boxes    Shotgun – 6+ rds.  
On ammo boxes


Shooting order: Shooters choice

Shooter starts both feet in shooters box. Say your line. ATB, move to ammo boxes, with

Pistols and Rifle – engage targets with at least 6 rds. each. Holster and restage rifle if necessary.

Shotgun – engage poppers. PMF.

Note: If shooter chooses pistols first, he/she must not pull pistols until getting to the firing line. SDQ.



## Stage 6

### **St. Nicholas Day (Germany)**

Nikolaus travels by donkey in the middle of the night on December 6 and leaves little treats like coins, chocolate, oranges and toys in the shoes of good children all over Germany, and especially in the Bavarian region. In short, he's a great guy. But it isn't always fun and games. St. Nick often brings along Farmhand Rupert, a devil-like character dressed in dark clothes covered with bells and a dirty beard, Farmhand Rupert carries a stick or a small whip in hand to punish any children who misbehave.

Pistols – 10 rds. holstered    Rifle – 10 rds. on ammo boxes    Shotgun – 4+ rds. on ammo boxes

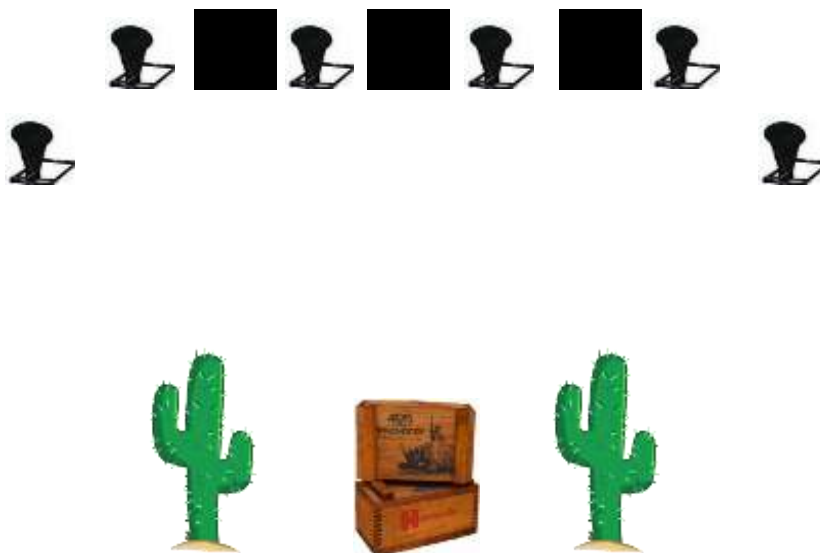
Shooting order: shooters choice

Shooter starts behind ammo boxes, hands on hat. Say your line. ATB:

Pistols and Rifle – engage targets from either end 3,7,10. Holster pistols, restage rifle if necessary.

Shotgun – engage 4 poppers only. PMF.

Note: the two outside poppers are no shoot targets in this scenario.



### **Stage 1**

Steel – 4 white uprights  
4 short red uprights  
4 large squares  
4 large circles  
4 poppers  
10 bases

Props – 1 large cactus  
1 horse  
1 corral fence  
1 red table

### **Stages 2 & 3**

Steel – 5 white uprights  
1 short red upright  
4 blue uprights  
1 double black upright  
5 tombstones  
1 Indian  
1 large circle  
5 cowboys  
4 poppers  
13 bases

Props – 2 façades  
1 small ammo box  
1 large ammo box  
2 small cacti  
1 large cactus  
1 hay bale  
1 hatchet

### **Stage 4**

Steel – 4 red uprights  
5 white uprights  
1 double black upright  
6 large circles  
4 stars  
4 poppers  
12 bases

Props – 2 facades  
2 small cacti  
1 horse

### **Stages 5 & 6**

Steel – 3 blue uprights  
3 large squares  
6 poppers  
5 bases

Props – 2 large cacti  
1 small ammo box  
1 large ammo box