

# GCGS Main Match – Saturday March 7, 2020

## STAGE 1

Pistols – 10 holstered    Rifle - 10 Held Port Arms    Shotgun – 4+ on center table

(Rifle – Shotgun – Pistol, or, Pistol – Shotgun - Rifle)

Shooter starts rifle at port arms behind left set of bars, or with pistols behind right set of bars  
(hands at sides)

Say a line; ATB:

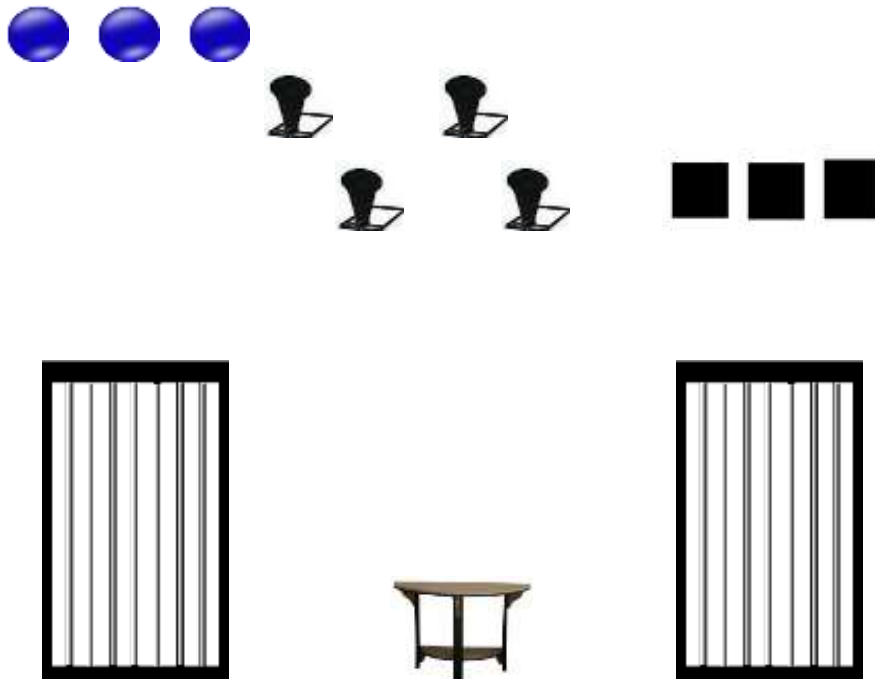
Rifle from behind bars: Sweep targets either direction and back 2-3-3-1-1

Safely stage rifle on table,

Grab shotgun and engage poppers until down.

Safely stage shotgun on table

From behind right side bars with pistols follow the rifle instructions.



## STAGE 2

Pistols – 10 holstered    Rifle – 10 in window    Shotgun – 4+ in window

(Pistol – Rifle – Shotgun, or, Shotgun – Rifle – Pistol)

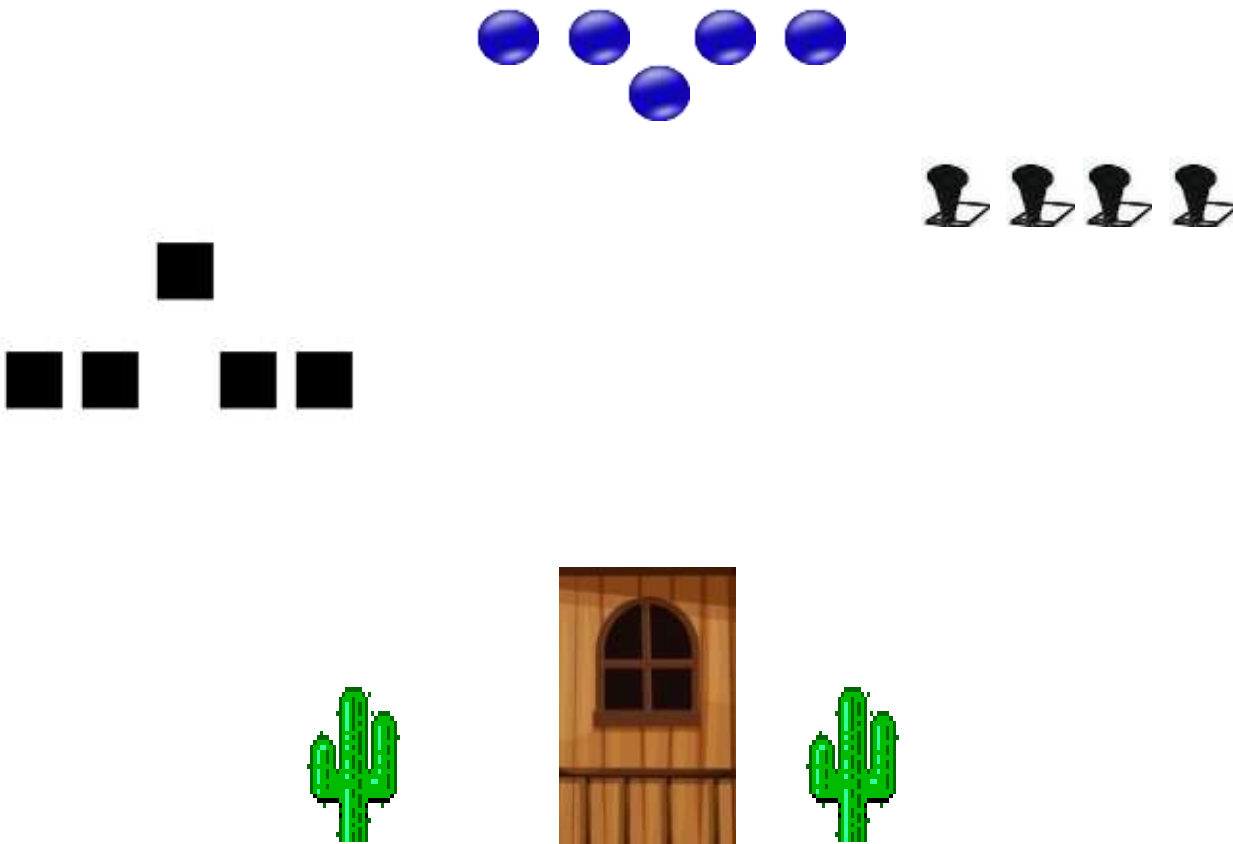
Shooter starts left of cactus at Texas surrender or to the right of cactus with shotgun at port arms. Say a line: ATB

Shotgun: Engage poppers until down

Pistols: Engage center target with 1 rd, and then double tap either left or right side targets each. Repeat sequence with 2<sup>nd</sup> pistol using other side targets.

Re-holster

Rifle: From window; repeat pistol shooting sequence.



### STAGE 3

Pistols – 10 holstered    Rifle – 10 in window    Shotgun – 4+ in window

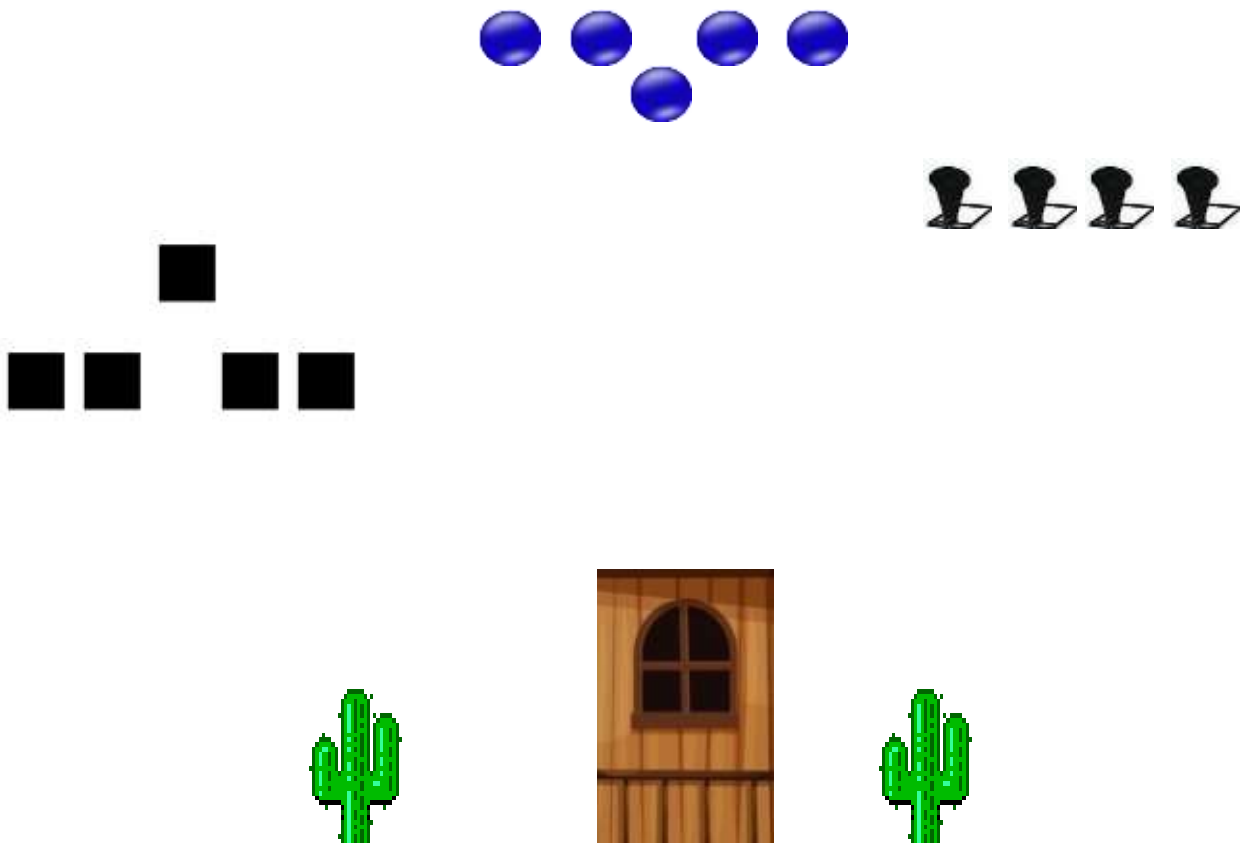
(Rifle – Pistol – Shotgun, or, Rifle – Shotgun – Pistol)

Shooter starts at window hands on frame. Say a line: ATB

Rifle from window: Pendulum Sweep targets either direction for 10 rds (1-2-3-4-5-5-4-3-2-1 or opposite)

Pistols: From left of left cactus: Repeat rifle instructions

Shotgun: From Right of right cactus: Engage poppers until down.



## STAGE 4

Pistols – 10 holstered   Rifle – 10 in right window   shotgun – 6+ on horse or in window  
(Pistol – Rifle – Shotgun, or, Shotgun – Rifle – Pistol)

Shooter starts either at horse with shotgun (on horse) or right of window (out of hands reach of façade). Hands at sides. Say a line: ATB

Shotgun: Engage 2 poppers until down at horse, 2 poppers until down in between cactus and window, and 2 poppers until down from window. Standing poppers must be re-engaged from proper position.

Pistols: From right of window (if starting position your hands cannot reach façade). Engage top target with 4 rds, a lower target with 3 rds, top target with 2 rds, and then a lower target with 1 rd. Re-holster

Rifle: From window. Repeat pistol instructions. Stage rifle safely



## STAGE 5

Pistols - 10 rds holstered    Rifle – 10 rds in window    Shotgun – 4+ on table

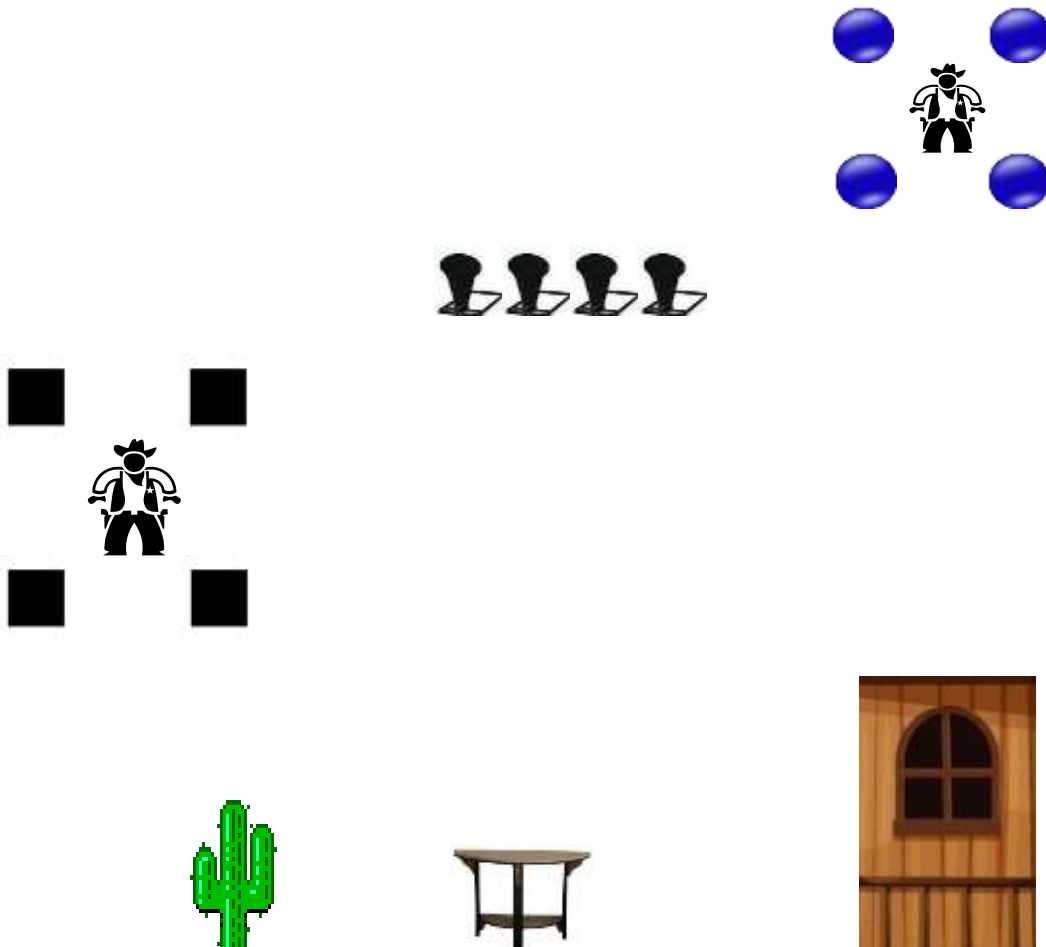
(Rifle – Shotgun – Pistol or Pistol – Shotgun – Rifle)

Shooter starts either at window (with rifle) or left of cactus (with pistol). Hands at sides.  
Say a line. ATB

Pistols: from left of cactus. Engage center cowboy with 3 rds, and single tap 2 targets diagonally. 2<sup>nd</sup> pistol, engage center cowboy 3 with 3 rds and single tap 2 opposite diagonal targets. (this is a round count sequence) Re-holster pistols

Shotgun: From Table, engage poppers until down. Re-stage shotgun safely

Rifle: from Window: Repeat pistol instructions. Restage rifle safely.



## STAGE 6


Pistols - 10 rds holstered    Rifle – 10 rds in window    Shotgun – 4+ on table  
(Shotgun – Rifle – Pistols)

Shooter starts at cactus, hands on cactus. Say a line, ATB

Move to Shotgun, engage poppers until down. Restage shotgun safely.

Move to rifle: From window, starting and ending on cowboy; alternate between cowboy and 2 outside targets for 5 rounds, then repeat instructions using other 2 outside targets. Restage rifle safely.

Move to left side of cactus, with pistols repeat rifle instructions. Re-holster.



## **STAGE 1**

### **STEEL**

3 – large circles  
3 – large squares  
3 – white uprights  
3 – blue uprights  
6 – bases  
4 – poppers

### **PROPS**

1 Table  
2 jail bar facade

## **STAGE 2 & 3**

### **STEEL**

5 – Large Circles  
5 – large squares  
1 – red uprights  
5 – blue uprights  
4 – White Uprights  
12 – bases  
4 – poppers

### **PROPS**

1 – window facade  
2 – large cactus

## **STAGE 4**

### **STEEL**

3 - Tombstones  
3 - Large circles  
2 – Black uprights  
4 – white uprights  
7 – bases  
6 - poppers

### **PROPS**

1 – Horse  
1 – Large Cactus  
1 – Window Facade

## **STAGE 5 & 6**

### **STEEL**

4 – Large circles  
4 – Large Squares  
2 – Circle Same Cowboys  
2 - 4 Circle Same Target Racks  
1 - base  
4 – poppers

### **PROPS**

1 – window facade  
1 – cacti  
1 - Table