

GCGS Main Match – Sunday, January 16, 2022

Stage 1

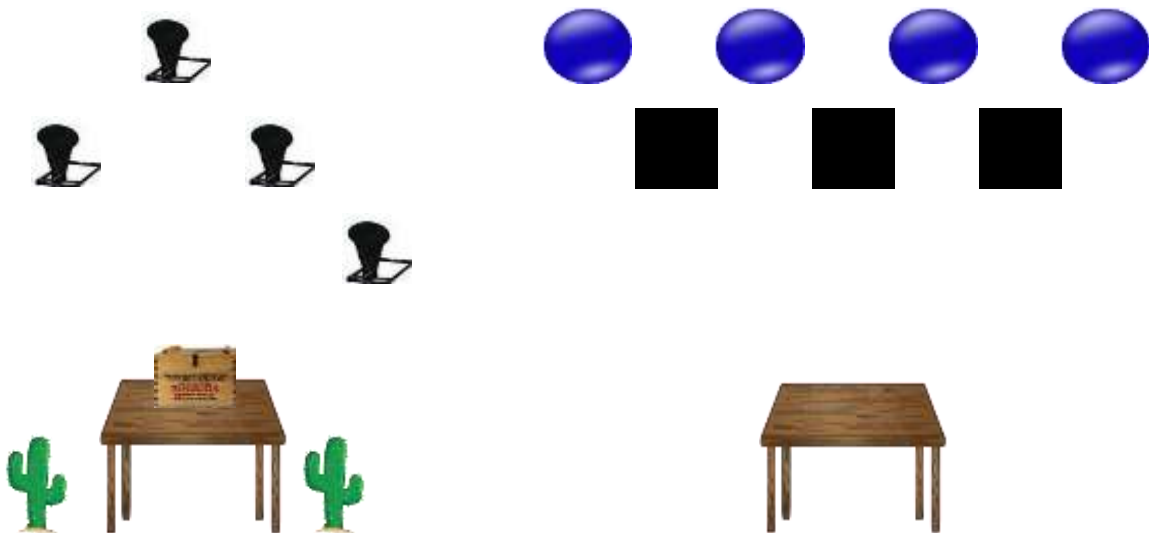
Pistols – 10 rds. holstered Rifle – 10 rds. on right table Shotgun – 4+ on table

Shooting order – shotgun, rifle, pistols – shotgun, pistols, rifles

Shooter starts behind table with shotgun ammo in box in hand. Shooter starts by shaking ammo box vigorously then placing it down on the table. With hands at sides, Shooter says a line. ATB, open the box, and with shells from the box engage poppers. Knock 'em down. Restage. Move to the right table.

Rifle: from behind right table, engage targets L – R or R – L sweeping with 1 rd. on each upper target, and 2 rds. on each lower targets. 1,2,1,2,1,2,1. If second restage.

Pistols – from behind right table, engage lower targets L – R or R- L 3,4,3. Holster.

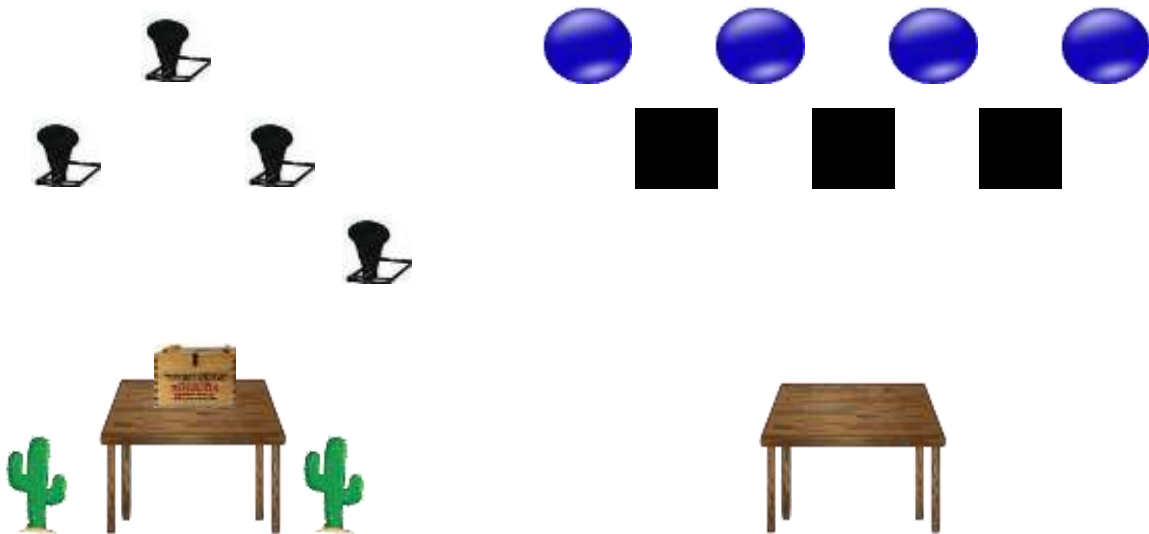


Stage 2

Pistols- 10 rds. on right table Rifle – 10 rds. on right table Shotgun – 4+ on left table

Shooting order: pistols, rifle, shotgun

Shooter starts behind right table, thumbs in gun belt. Say a line. ATB, with pistols engage the lower targets with modified continuous Nevada sweep. Starting on either end single tap the outer targets and double tap the center target. Holster. With rifle triple tap the outside targets, then, beginning on the original target, single tap all the targets. Restage. Move to left table. With shotgun engage poppers. Knock 'em down.



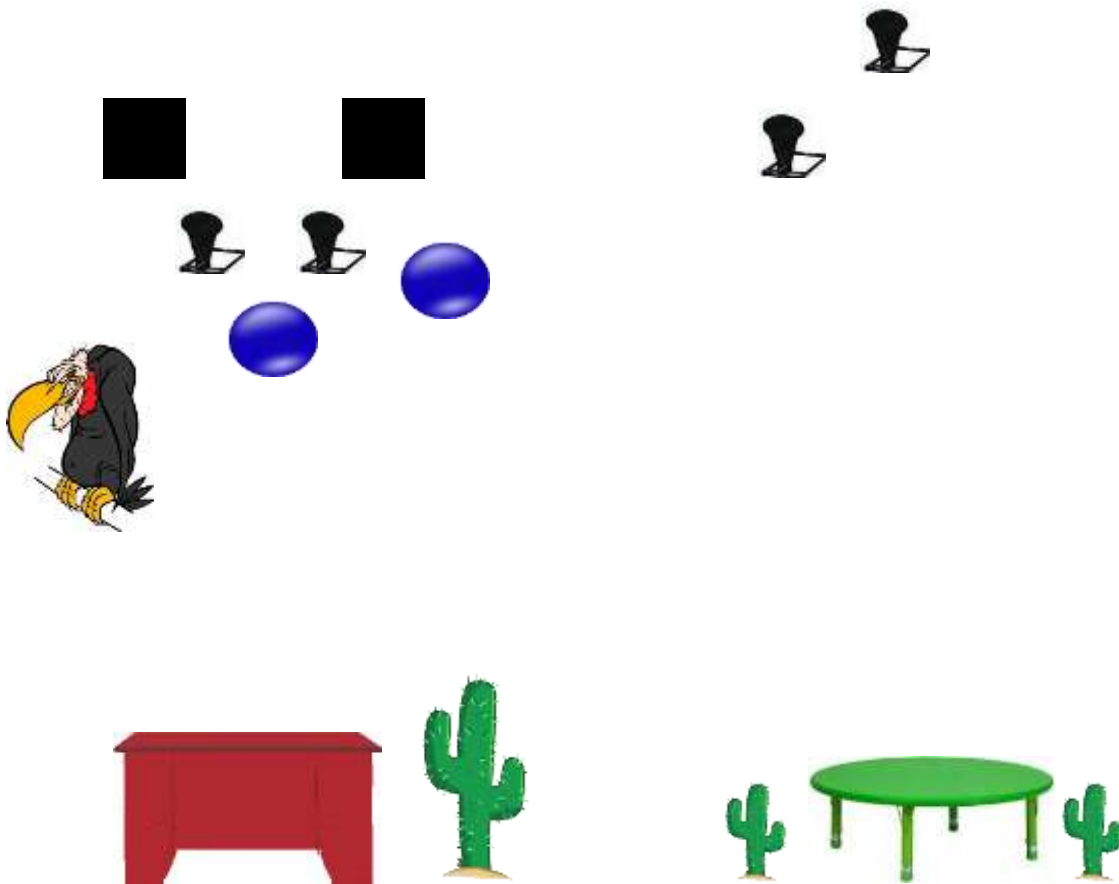
Stage 3

Pistols – 10 rds. holstered Rifle – 10 rds. on left table Shotgun – 4+ on left table

Shooting order: pistols, rifle, shotgun

Shooter starts behind left table, hands at Texas Surrender. Say a line. ATB, with pistols engage the pistol targets, (buzzard and circles) 1,3,6, in either direction. Holster. With rifle engage the rifle targets, (buzzard and squares) per pistol instructions. Restage. With shotgun engage the two poppers. PMF. With safe shotgun move to the right table and engage the remaining two poppers. PMF.

Note: Only two poppers are to be engaged from behind the right table. The other two are no shoot targets in this scenario.



Stage 4

Pistols – 10 rds. holstered Rifle – 10 rds. on left table Shotgun – 4+ on right table


Shooting order: shotgun, pistols, rifle, or shotgun, rifle, pistols

Shooter starts behind right table, hands at sides. Say a line. ATB, with shotgun engage poppers. Knock 'em down. Restage. Move to the left table.

Pistols – from behind left table, engage pistol targets with a Bristol Kid Sweep, 1 on 1, 2 on 2, 3 on 3, 2 on 1, then 2 on 3. Holster.

Rifle – from behind left table, engage rifle targets per pistol instructions. If second restage.

Note: The two poppers in front of the left table are no shoot targets in this scenario.



Stage 5

Pistols – 10 rds. holstered Rifle – 10 rds. on horse Shotgun – 6+ on table

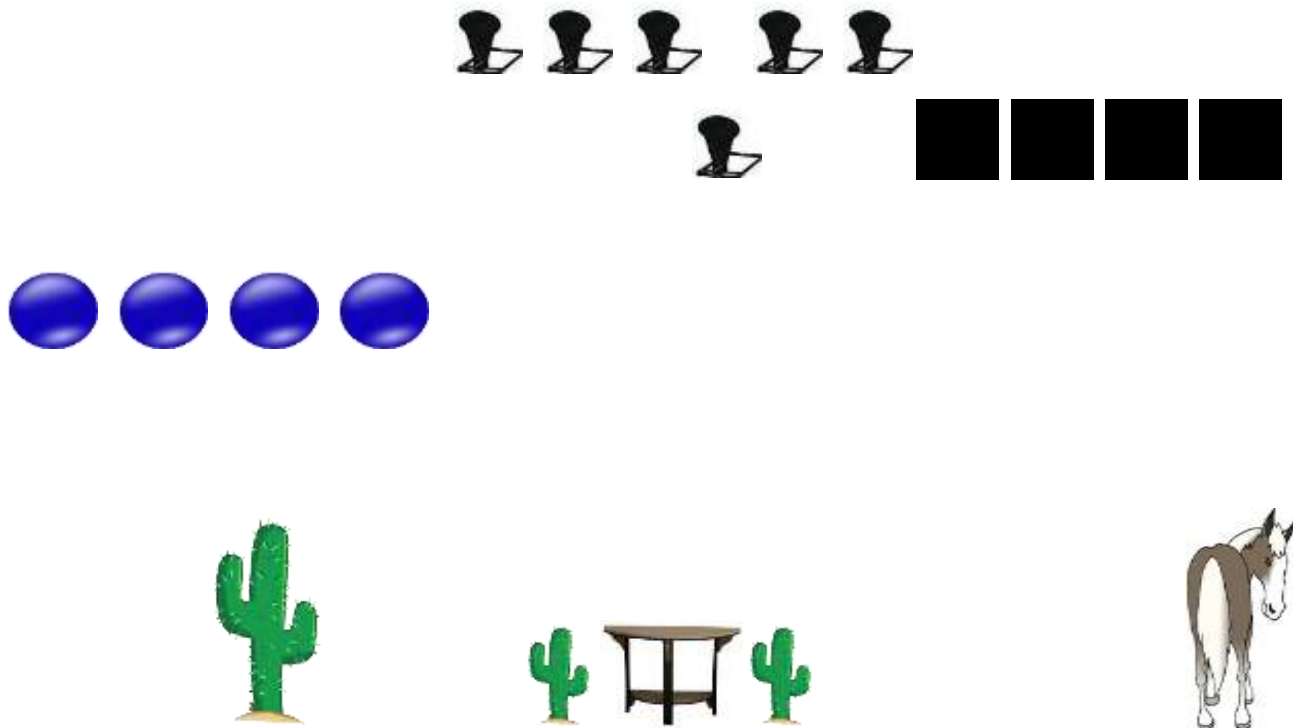
Shooting order: pistols, shotgun, rifle or rifle, shotgun, pistols

Shooter starts either beside horse or to the left of the large cactus, hands covering eyes. NO PEEKING ! Say a line. ATB,

Pistols – from the left of large cactus, with pistols engage targets 3,4,2,1, from either direction. Holster. If first move to table.

Shotgun – from behind table, engage poppers. Knock 'em down. Restage. Move to beside horse or to the left of large cactus.

Rifle – from beside horse, repeat pistol instructions. If first restage then move to table.



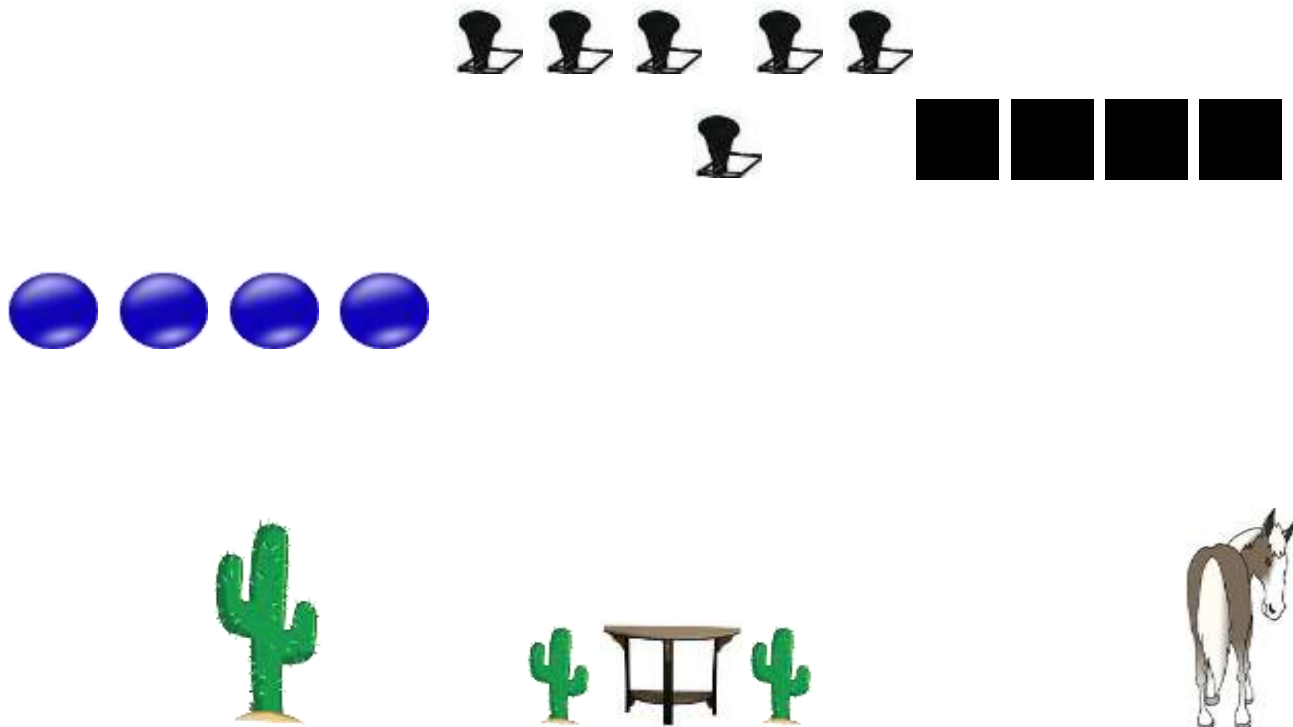
Stage 6

Pistols – 10 rds. holstered Rifle – 10 rds. at the ready Shotgun- 4 + on table

Shooting order: rifle, shotgun, pistols

Shooter starts beside horse, rifle at the ready. Say a line. ATB, with rifle single tap sweep targets from the same direction for 10 rds. Restage. Move to table. With shotgun engage 4 poppers only. Knock 'em down. Restage. Move to the left of the large cactus. With pistols repeat rifle instructions. Holster.

Note: Only engage 4 of the 6 shotgun poppers.



Stages 1 & 2

Steel – 4 blue uprights
3 red uprights
4 large circles
3 large squares
3 poppers
9 bases

Props – 2 small cacti
2 white tables (in trailer)
1 small shotgun ammo box

Stages 3 & 4

Steel – 1 blue upright
1 double black upright
1 white upright
1 short red upright
1 red upright
2 squares
2 circles
1 buzzard
4 poppers
8 bases

Props – 1 red table
1 green table
1 large cactus
2 small cacti

Stages 5 & 6

Steel – 4 white uprights
4 red uprights
4 large squares
4 large circles
6 poppers
11 bases

Props - 1 half-moon table
1 large cactus
2 small cacti
1 horse