

GCGS Mid-Month Match – Sunday, February 20, 2022

Stage 1

Pistols – 10 rds. holstered Rifle – 10 rds. on table Shotgun – 4+ rds. on horse


Shooting order: shotgun, rifle, pistols or pistols, rifle, shotgun

Shooter starts between cacti or beside horse, hands at sides. Say a line. ATB,

Pistols – from between cacti, engage the center target with the 1st five rds., then single tap alternate on the outside targets for 5 rds. Holster. If first, move to table.

Rifle – From behind table, engage targets per pistol instructions. Restage. Move to either the horse or to between the cacti.

Shotgun – from beside horse, engage poppers. Knock ‘em down. If first restage, then move to table.



Stage 2


Pistols – 10 rds. holstered Rifle – 10 rds. on table Shotgun – m 4+ on hors

Shooting order: rifle, pistols, shotgun or rifle, shotgun, pistols

Shooter starts behind table, thumbs in gun belt. Say a line. ATB, engage targets with 2 rds. on the center target then 3 rds. on an outside target. With 2nd 5 rds. repeat instructions using the opposite outside target. Restage. Move to either beside the horse, or between the cacti.

Pistols – from between the cacti, repeat rifle instructions. Holster. If second move to horse.

Shotgun – from beside horse, knock 'em down. If second restage, then move to between cacti.



Stage 3

Pistols – 10 rds. holstered or can be staged. Rifle – 10 rds. shooter's choice (not the table) Shotgun - 6+ rds. shooter's choice (not on table). Table is not a shooting station in this scenario.

Shooting order: rifle cannot be last


Shooter starts at any shooting station, (either ammo box or either façade), hands at sides. Say a line. ATB,

Pistols – from behind each ammo box station, engage targets single tapping for 5 rds. Holster or restage.

Shotgun - from behind each ammo box station and at least one of the façades. Engage 2 poppers per station. PMF. Restage if necessary.

Rifle – from either façade, double tap alternate for 10 rds. Restage if necessary.

NOTE : Shooter must use 3 of the 4 shooting stations (table not included). Two pistol targets and two shotgun targets must be engaged from each end station.

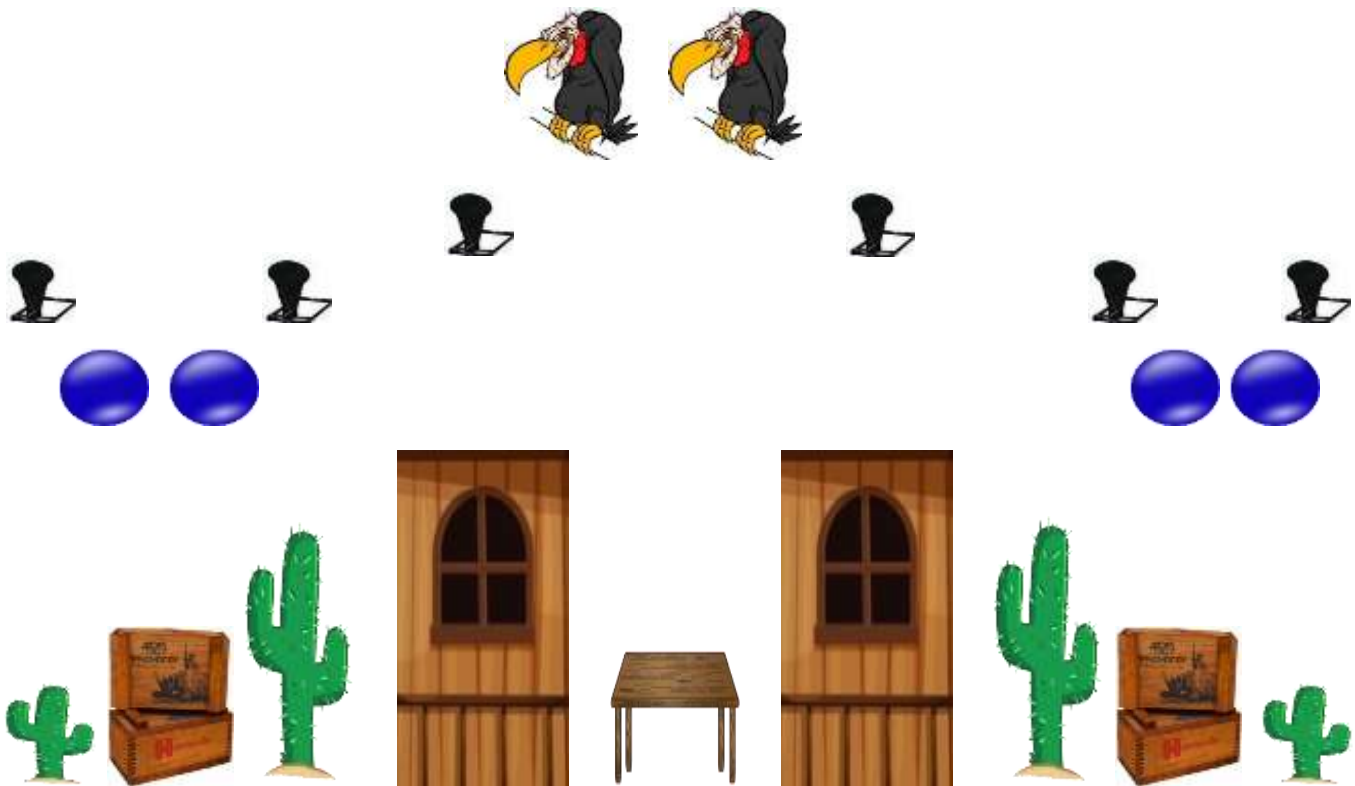


Stage 4

Pistols 10 rds. holstered Rifle – 10 rds. on table Shotgun – 4+ on table

Shooting order: pistols, shotgun, shotgun, rifle

Shooter starts behind either set of ammo boxes, hands at Texas Surrender. ATB, with pistols engage targets alternating 3,4,2,1 . Holster. With shotgun engage two poppers, PMF. With safe shotgun move to table. With shotgun engage the remaining two poppers. PMF. Restage. With rifle engage targets per pistol instructions.




Stage 5

Pistols – 10 rds. holstered Rifle 10 rds. on left table Shotgun – 4+ rds. on right table

Shooting order: rifle, shotgun, pistols

Shooter starts behind left table, rifle at Port Arms. Say a line. ATB, with rifle engage targets T – B or B – T 1,2,4,2,1. Restage. Move to right table. Engage poppers. Knock 'em down. Move to the right side of the cowboy. With pistols engage targets per rifle instructions.



Stage 6


Pistols – 10 rds. holstered Rifle – 10 rds. on left table Shotgun – 4+ on right table

Shooting order: shotgun, pistols, rifle or shotgun, rifle, pistols

Shooter starts behind right table, hands on ammo. Say a Line. ATB, with shotgun engage poppers. Knock 'em down. Restage. Move to the right side of the Cowboy or to the left table.

Rifle – from behind the left table, engage targets with a double tap Nevada sweep starting on the center target. Restage if second, then move to the right side of the cowboy.

Pistols – From the right side of the Cowboy, repeat rifle instructions. Holster. If second move to left table.



Stages 1 & 2

Steel – 1 white upright
2 short red uprights
2 red uprights
1 blue upright
3 large squares
3 large circles
4 poppers
8 bases

Props – 2 large cacti
1 half-moon table
1 horse

Stages 3 & 4

Steel – 2 blue uprights
4 red uprights
2 buzzards
4 large circles
6 poppers
10 bases

Props – 2 large cacti
2 small cacti
2 facades
2 small ammo boxes
1 white table

Stages 5 & 6

Steel – 2 double black uprights
2 white uprights
2 short red uprights
3 cowboys
3 Indians
4 poppers
8 bases

Props – 1 white table
1 red table
2 small cacti
1 stand-up cowboy