

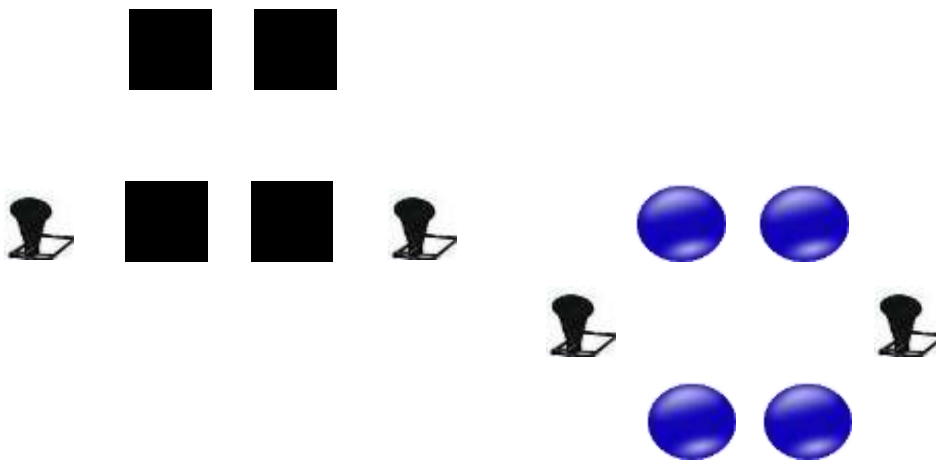
GCGS Main Match – Saturday, April 2, 2022

Stage 1

Pistols – 10 rds. holstered Rifle –10 rds. on left table Shotgun – 4+ on left table

Shooting order: rifle, shotgun, shotgun, pistols

Shooter starts standing by jail bars with hands on center most bars. The line is, **“All I did was kiss the girl!”** ATB, move to the left table. With rifle, starting on the upper left target, engage targets with a Lawrence Welk sweep in a Z pattern. 1 on 1, 2 on 2, 3 on 3, 4 on 4. Restage. With shotgun engage the 2 poppers. PMF. With safe shotgun move to the right table and engage the 2 remaining poppers. PMF. Restage. With pistols engage targets per rifle instructions. Holster.

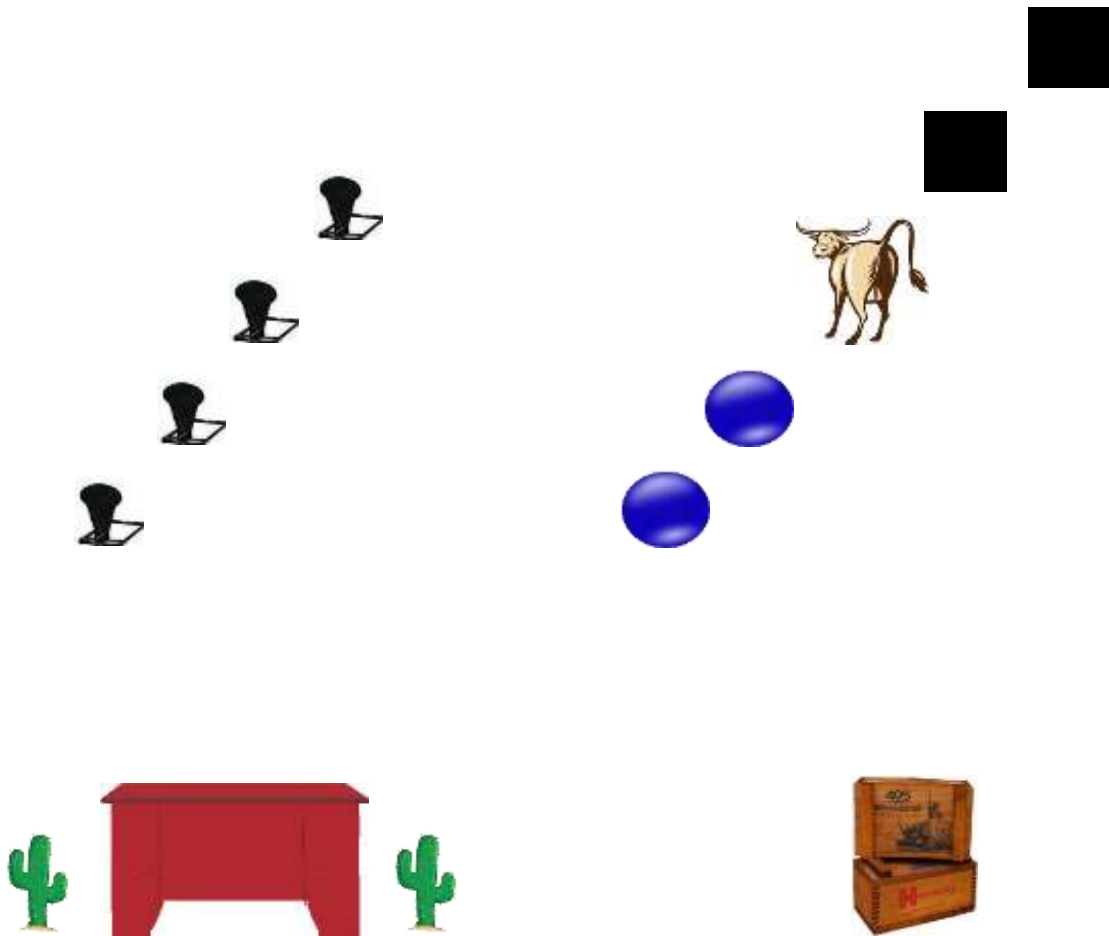


Stage 2

Pistols – 10 rds. holstered Rifle – 10 rds. on ammo boxes Shotgun – 4+ on left table

Shooting order: shotgun, rifle, pistols

Shooter starts behind left table, shotgun at Port Arms. The line is, “**Where’s the dog?**” ATB, with shotgun engage poppers, knock ‘em down. Restage. Move to ammo boxes. With rifle engage targets from the rear 2, 2, 6. Restage. With pistols engage targets from the front 2, 2, 6. Holster.



Stage 3

Pistols – 10 rds. holstered Rifle – 10 rds. on center table Shotgun – 6+ at any shotgun opening


Shooting order: rifle cannot be last

Shooter starts either to the right of the Stand Up Cowboy or any shotgun shooting station, hands at sides. The line is, “**Are you the Midnight Star?**” ATB,

Pistols – engage targets with two 2, 1, 2, sweeps. One vertical, one horizontal from either direction. Holster. If first move to center table.

Rifle – from behind table, engage targets per pistol instructions. Restage.

Shotgun- - engage 2 poppers from each of the three shooting stations. Shooter must make up poppers from the station they were engaged at. Restage. If first move to center table.



Stage 4

Pistols – 10 rds. holstered Rifle – 10 rds. on ammo boxes Shotgun – 4+ on right table

Shooting order: shotgun, rifle, pistols

Shooter starts with one foot on starters plate. The line is, **“I know where that man is!”** ATB, move to the table. With shotgun, knock ‘em down. Restage. Move to ammo boxes. With rifle engage targets 3, 5, 2, from either direction, Restage. With pistols engage the pistol targets per rifle instructions. Holster.



Stage 5

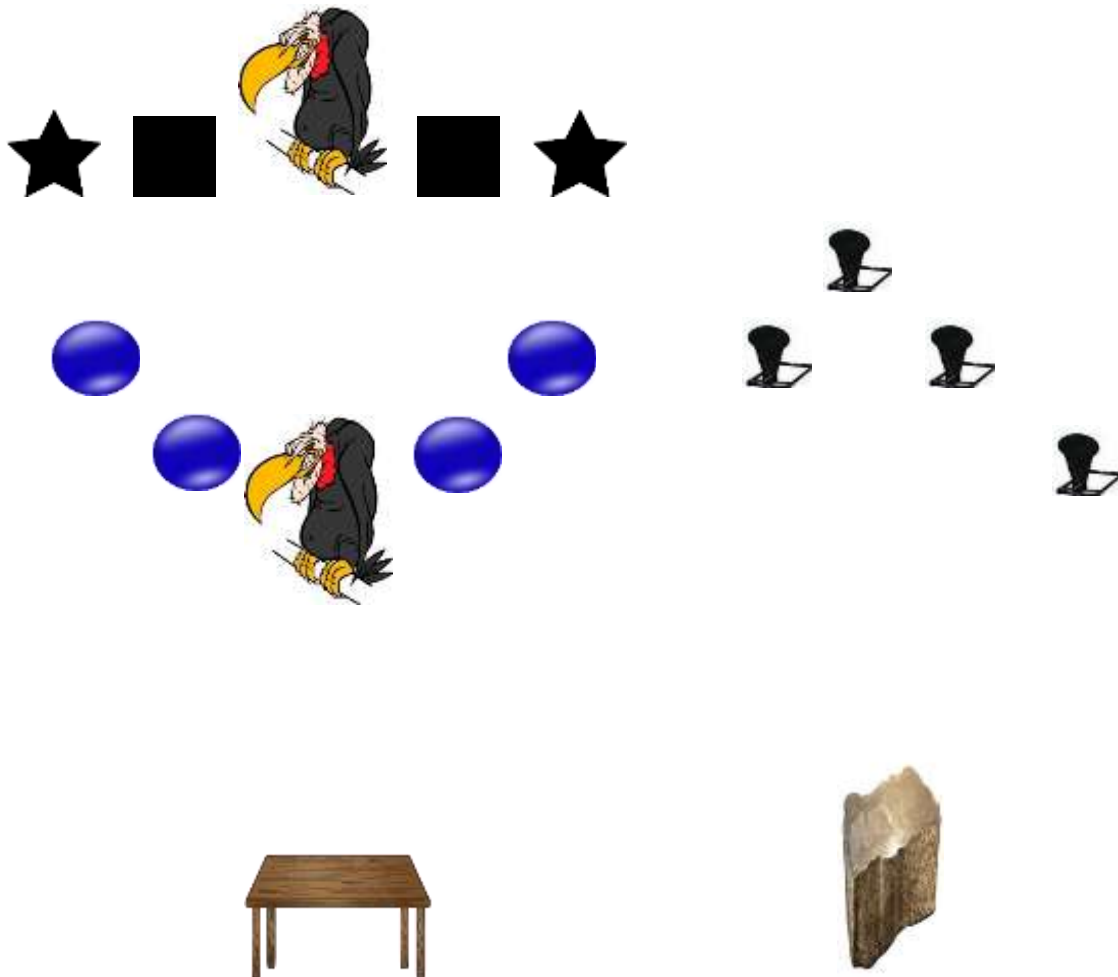
Pistols – 10 rds. staged on left table Rifle – 10 rds. staged on left table Shotgun – 4+ staged on right table

Shooting order: rifle cannot be last

Shooter starts with one foot on the starter's plate, hands at low surrender. The line is, **"I don't want to shoot you and you don't want to be dead!"** ATB, move to either shooting station.

Shotgun – from behind right table, knock 'em down. If first move to left table


Rifle – from behind left table, engage targets 1, 2, 4, 2, 1, from either direction. Restage. From behind left table engage pistol targets per rifle instructions. Restage.



Stage 6

Pistols – 10 rds. holstered Rifle – 10 rds. in window Shotgun – 4+ on table

Shooting order: Shooter starts in window, hands on jambs. The line is, **“It should have never come to this, Cobb!”** ATB, With rifle and pistols engage targets with four five round Boomerang sweeps. Starting at the top left corner, (corner, inside, middle, inside, corner), as indicated by the arrows. Shooter will double tap all corners except the first corner. Restage rifle, holster pistols. Move to table. With safe shotgun engage each set of poppers as shooter moves past the each of the large cacti.



Stage 1

Steel – 2 blue uprights
2 red uprights
2 white uprights
2 short red uprights
4 large squares
4 poppers
12 bases

Props – 1 rock table
1 large cactus
3 small cacti
1 small white table
1 jail bar façade

Stage 2

Steel – 1 double black upright
1 blue upright
1 white upright
1 red upright
1 short red upright
2 large squares
2 large circles
1 bull's butt
4 poppers
7 bases

Props - 2 small cacti
1 small ammo box
1 large ammo box
1 red table

Stage 3

Steel – 1 double black upright
2 short red uprights
4 white uprights
4 large squares
4 large circles
2 small circles
6 poppers
10 bases

Props – 2 small cacti
2 facades
1 half-moon table
2 small tables
1 stand up cowboy

Stage 4

Steel – 1 blue upright
2 white uprights
2 red uprights
1 short red upright
3 cowboys
3 Indians
1 small circle (start plate)
4 poppers
8 bases

Props – 1 small ammo box
1 large ammo box
2 small cacti
1 small white table
1 small white table

Stage 5

Steel – 5 blue uprights

3 red uprights

2 short red uprights

2 large squares

2 stars

4 large circles

2 buzzards

4 poppers

10 bases

1 small circle (starters plate)

Props – 1 white table

1 rock table

Stage 6

Steel – 2 double black uprights

2 blue uprights

2 blue uprights

1 white upright

2 red uprights

2 short red uprights

4 large squares

4 large circles

1 bull's butt

4 poppers

11 bases

Props – 1 façade

1 small white table

2 large cacti