

GCGS Mid-Month Match – Easter Sunday, April 17, 2022

Stage 1

Pistols – 10 rds. holstered Rifle – 10 rds. on table Shotgun - 4+ on ammo boxes

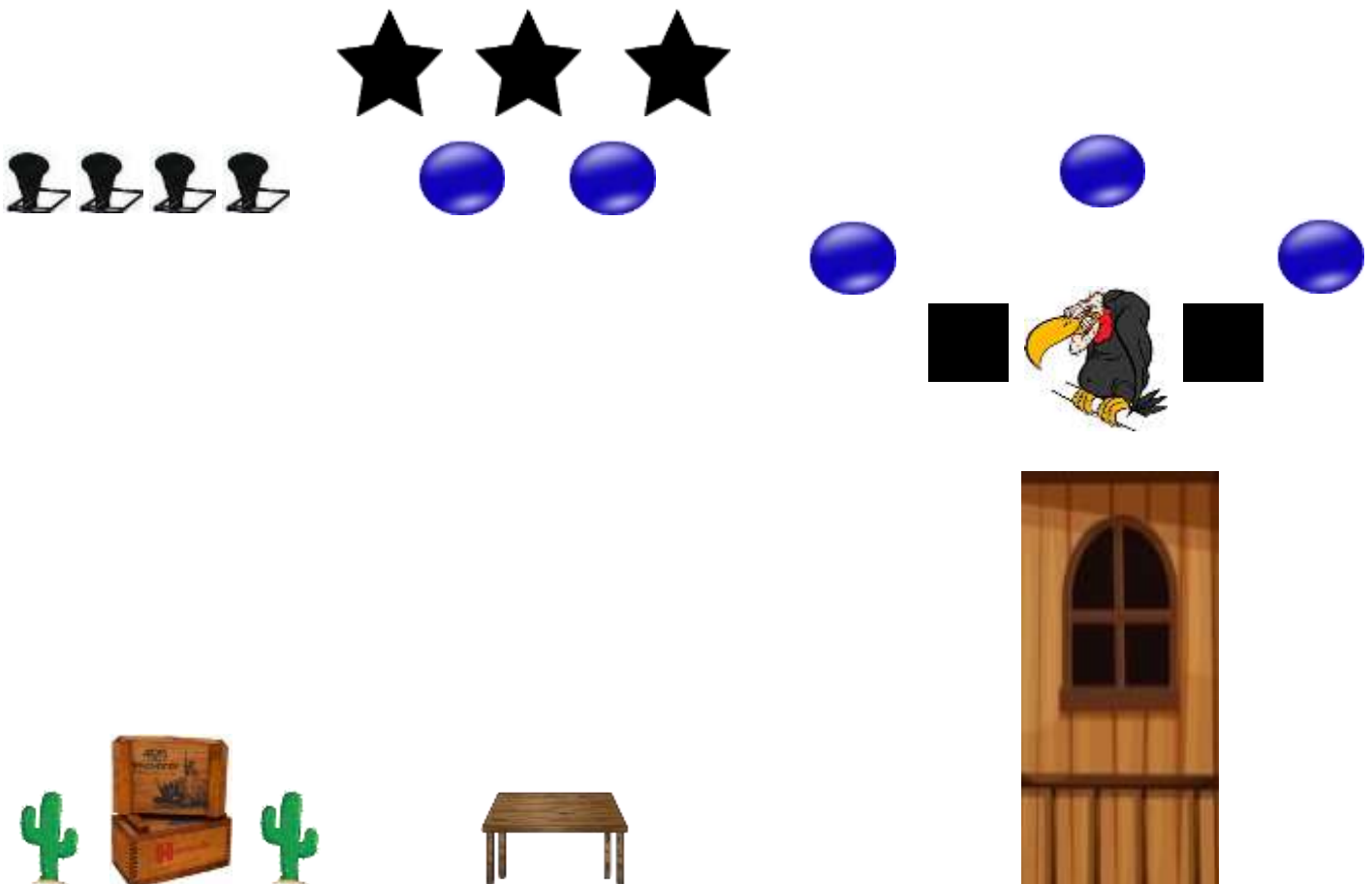
Shooting order: pistols, rifle, shotgun or shotgun, rifle, pistols

Shooter starts in window or behind ammo boxes, hands at sides. The line is, **“Happy Easter!”** ATB,

Pistols – from window, with 1st pistol single tap the 5 outside targets. Holster. With 2nd pistol engage the lower targets 1, 3, 1, from either direction. Holster. If first move to table.

Rifle – from behind table, double tap the 5 targets starting on the center top target. Restage. Move to either the window or the ammo boxes.

Shotgun – from behind ammo boxes, engage poppers. Knock ‘em down. If first move to table.





Stage 2

Pistols – 10 rds. holstered Rifle – 10 rds. at Port Arms Shotgun – 4+ on ammo boxes

Shooting order: rifle, shotgun, pistols

Shooter starts behind table, rifle at Port Arms. The line is, “**Happy Easter!**” ATB, with rifle, with the 1st five rds. engage a lower target with 2 rds. then single tap the upper targets. With the 2nd five rds. repeat 1st five rds. instructions using the opposite lower target. Restage. Move to ammo boxes. With shotgun engage poppers. Knock ‘em down. Restage. Move to window. With pistols engage targets with two single tap Nevada sweeps, starting on the center targets, with one sweep on the lower targets, the other on the upper targets. Holster.




Stage 3

Pistols – 10 rds. holstered Rifle – 10 rds. on right table Shotgun – 4+ on red table

Shooting order: pistols, shotgun, rifle

Shooter starts to left of cactus, hands at Texas Surrender. The line is, “**Happy Easter!**” ATB, with pistols engage the upper targets with a triple tap sweep with the last round on the lower target. Holster. Move to right table. With rifle engage targets per pistol instructions. Restage. Move to red table. With shotgun, knock ‘em down.



Stage 4


Pistols – 10 rds. holstered Rifle – 10 rds. on right table Shotgun – 4+ at Port Arms

Shooting order: shotgun, pistols, rifle or shotgun, rifle, pistols

Shooter starts behind red table, shotgun at Port Arms. The line is, **“Happy Easter!”** ATB, with shotgun, knock ‘em down. Restage. Move to either the right table or to the left of the cactus.

Pistols – from the left of the cactus, engage targets with an Abilene sweep. 1 on 1, 2 on 2, 3 on 3, then single tap all three from the same direction with the last round on the lower target. Holster. If second move to right table.

Rifle – from behind right table, engage targets per pistol instructions. If second move to left side of cactus.

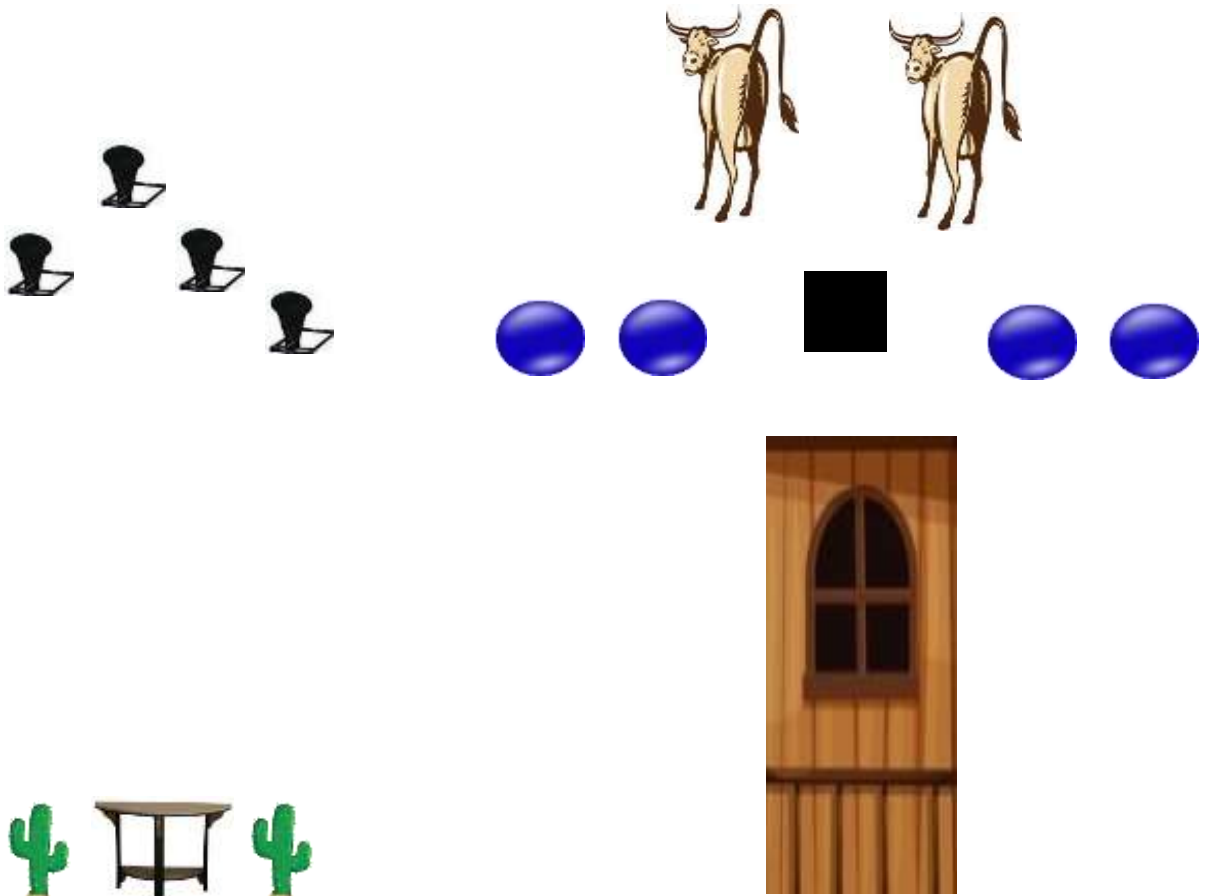


Stage 5

Pistols – 10 rds. holstered Rifle – 9 rds. in window Shotgun – 4+ on table

Shooting order: pistol, pistol, rifle, shotgun

Shooter starts on either side of the façade, hands on hat. The line is, “**Happy Easter!**” ATB, with 1st pistol engage targets single tapping for 5 rds. holster. Move to other side of the facade. With 2nd pistol repeat 1st pistol instructions. Holster. Move to window. With rifle engage targets with 3 single tap sweeps from the same direction. Restage. Move to table. With shotgun, knock ‘em down.



Stage 6

Pistols – 10 rds. holstered Rifle – 10 rds. in window Shotgun – 4+ on table

Shooting order: rifle, pistols, shotgun or pistols, rifle, shotgun

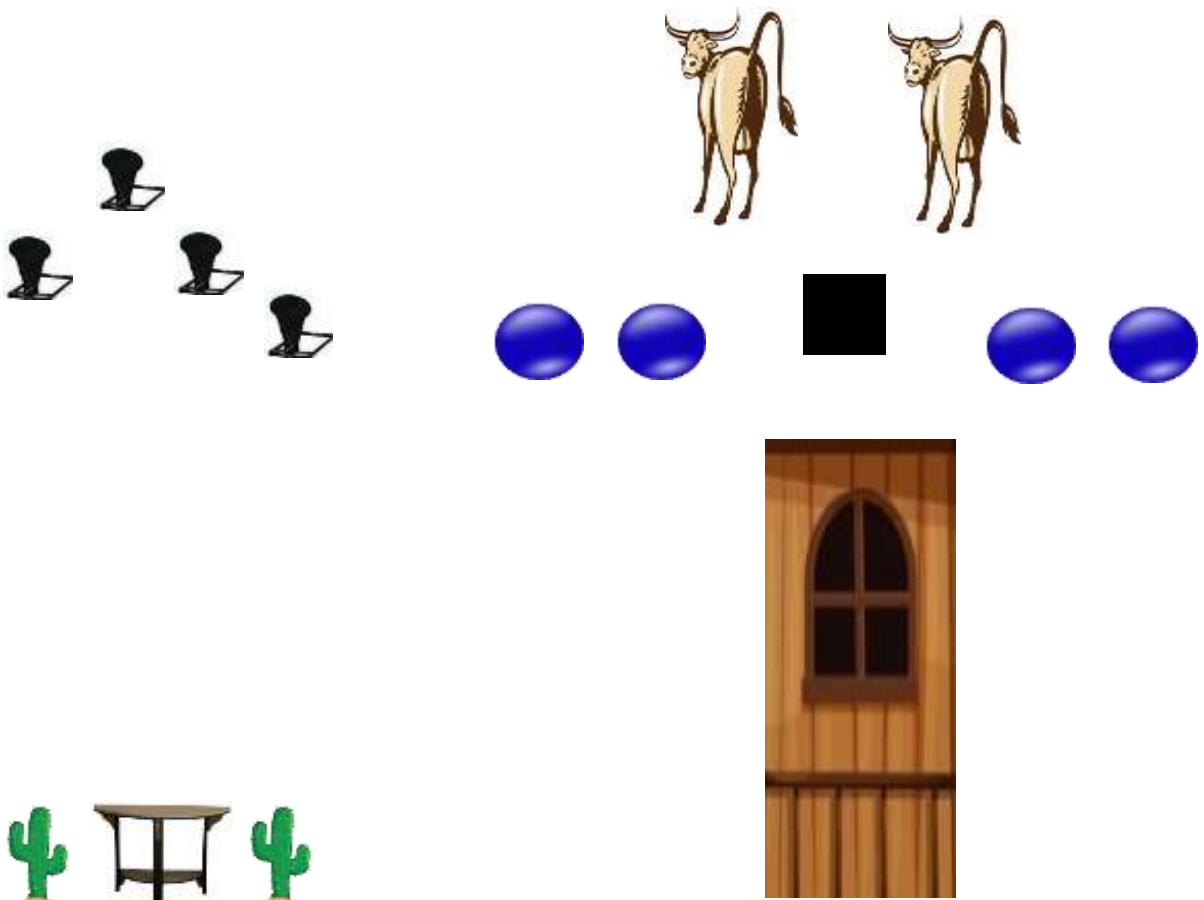
Shooter starts in window, hands at low surrender. The line is, **“Happy Easter!”**

Pistols – from window, engage targets, 2,5,3. Holster. If second move to table.

Rifle – from window, engage targets 2,5,3. Restage. If second move to table.

Shotgun – from behind table, knock ‘em down.

Note: Large circles to the left and right of the façade are no shoot targets in this scenario.



Stage 1 & 2

Steel – 4 blue uprights
3 red uprights
2 white uprights
2 short red uprights
3 stars
5 large circles
2 large squares
1 buzzard
4 poppers
13 bases

Props – 2 small cacti
1 small ammo box
1 large ammo box
1 façade
1 small white table

Stages 3 & 4

Steel – 3 blue uprights
3 white uprights
1 red upright
1 short red upright
4 Indians
4 Cowboys
4 poppers
11 bases

Props – 3 large cacti
1 red table
1 white table

Stages 5 & 6

Steel – 2 white uprights
1 short red upright
4 red uprights
2 bull's butts
1 large square
4 large circles
4 poppers
9 bases

Props – 2 small cacti
1 half-moon table
1 façade