

GCGS Mid-Month Match – Sunday, May 15, 2022

Stage 1


Pistols – 10 rds. holstered Rifle - 10 rds. in window Shotgun – 4+ on ammo boxes

Shooting order: rifle, pistols, shotgun, shotgun or pistols, rifle, shotgun, shotgun

Shooter starts in window hands on hat. Say a line. ATB,

Rifle and pistols – engage targets from front to back or back to front 2,4,6,8. Holster pistols, restage rifle. Move to ammo boxes.

Shotgun –from behind ammo boxes engage poppers. PMF. Move to the right of the cactus. Engage the remaining 2 poppers. PMF.




Stage 2

Pistols 10 – rds. holstered Rifle – 10 rds. on table Shotgun – 4+ on horse

Shooting order: rifle, pistols, shotgun

Shooter starts behind table, rifle at Port Arms. Say a line. ATB, with rifle engage targets with the 1st 5 rds. from either the left or right end target 1,3,1. With 2nd 5rds. engage targets 1,3,1 from the opposite end target. Restage. Move to window. With pistols repeat rifle instructions. Holster. Move to beside horse. Knock 'em down.




Stage 3

Pistols – 10 rds. holstered Rifle – 10 rds. in window Shotgun – 6 + on table

Shooting order: pistol, shotgun, rifle, shotgun

Shooter starts to left of cactus, hands on hat. Say a line. ATB, engage targets alternating 3,4,2,1. Holster. Move to table. With shotgun engage 4 poppers. Restage. Move to window. With rifle engage targets 3,4,2,1. Restage. Move back to table. Engage the remaining 2 poppers and any left standing from the previous pass.



Stage 4


Pistols 10 rds. – holstered Rifle – 10 rds. in window Shotgun – 6+ at Port Arms

Shooting order: shotgun, rifle, pistols or shotgun, pistols, rifle

Shooter starts behind table, shotgun at Port Arms. Say a line. ATB, with shotgun engage poppers. Knock 'em down. Move to either the left of the cactus or to the window.

Pistols – from the left of the cactus, engage targets with a pendulum sweep. Alternating 1,2,2,2,2,1. Holster. If second move to window.

Rifle – from window, engage targets with a continuous Nevada Sweep. If second, restage and move to the left side of the cactus.



Stage 5

Pistols 10 rds. holstered Rifle – 10 rds. on rock table Shotgun – 4 + on rock table


Shooting order: any order

Shooter starts in window, hands on hat. Say a line. ATB,

Rifle – engage the vertical targets front to back 2,3,5. If first or second restage.

Pistols – engage the lower 3 targets, 2,3,5. Holster.

Shotgun – Engage poppers, Knock'em down. If first or second, restage.



Stage 1

Steel – 1 blue upright
1 white upright
1 red upright
1 short red upright
4 large squares
4 poppers
6 bases

Props – 2 small cacti
1 large cactus
1 small ammo box
1 large ammo box
1 façade

Stage 2

Steel – 3 blue uprights
5 red uprights
2 short red uprights
2 hats
3 whiskey jugs
3 little cowboys
2 Indians
4 poppers
10 bases

Props – 1 half-moon table
1 façade
1 horse

Stage 3 & 4

Steel - 2 blue uprights
3 white uprights
1 red upright
2 large circles
2 large squares
2 buzzards
6 poppers
9 bases

Props – 3 large cacti
1 red table
1 façade

Stage 5

Steel – 1 double black upright

1 white upright

3 red uprights

1 short red upright

1 bull's butt

1 large square

1 small circle

2 cowboys

4 poppers

5 bases

Props – 1 rock table

2 small cacti

1 wood base (rear trailer)