

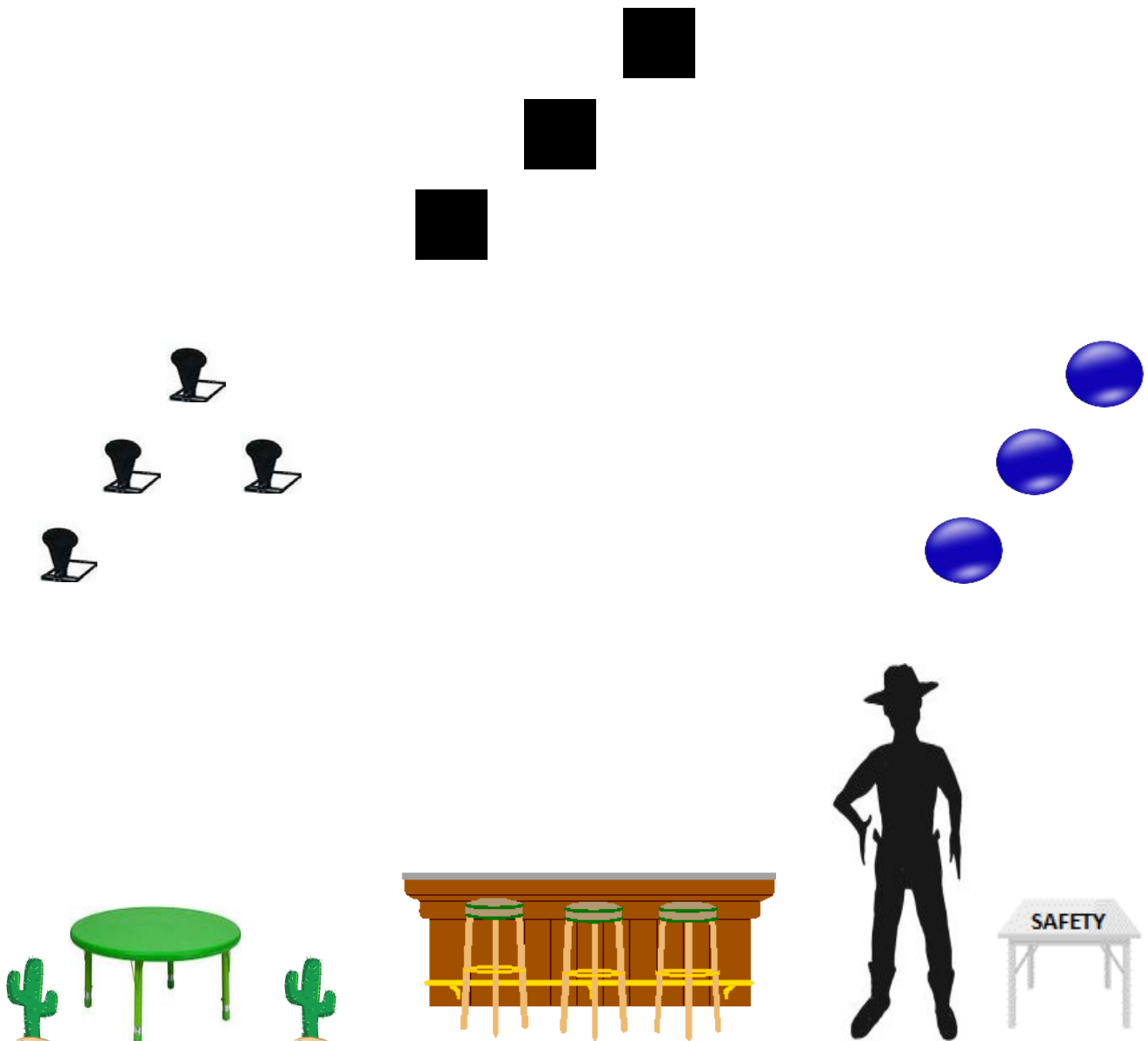
GCGS Main Match – Saturday, October 7, 2023

Stage 1

Pistols – 10 rds. holstered Rifle – 10 rds. on bar Shotgun – 4+ on table

Shooting order: rifle, shotgun, pistols

Shooter starts behind bar, both hands on the mug. The line is, **“Fall is back again!”** ATB, with rifle engage targets left to right OR right to left with 2,3,4 then single tap the center target. Restage. Move to the right side of cowboy. With pistols from right side of cowboy, repeat rifle instructions. Holster. Move to green table. With shotgun, engage poppers from behind table. Knock ‘em down.

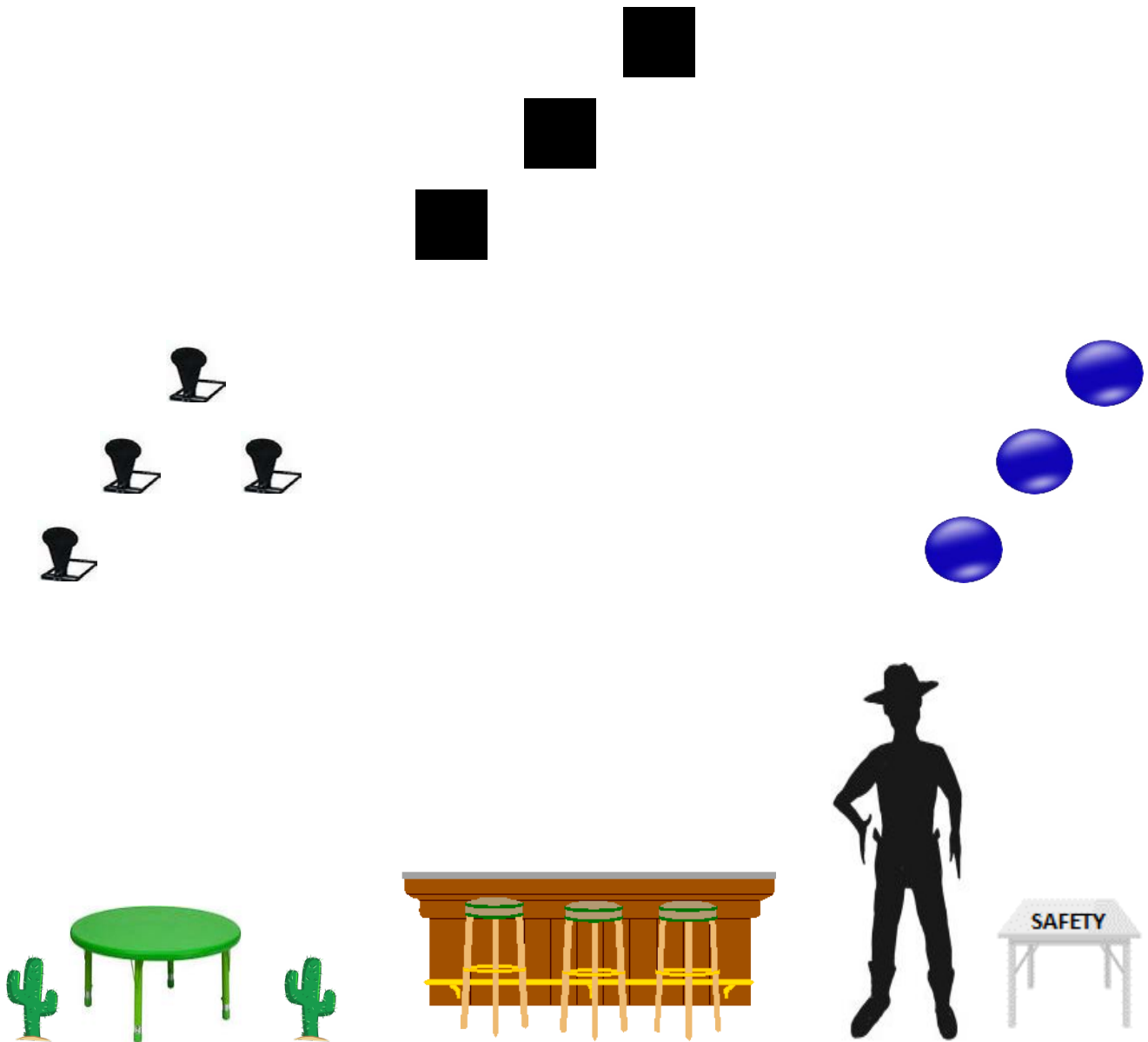


Stage 2

Pistols – 10 rds. holstered Rifle – 10 rds. on center bar Shotgun – 4+ on table

Shooting order: pistols, rifle, shotgun

Shooter starts to right of Cowboy, hands on hat. The line is, “**Draw, you dirty scoundrel!**” ATB, with pistols engage targets with a Bristol Kid sweep. 1 on 1, 2 on 2, 3 on 3, the 2 on 1, 2 on 3. Move to bar. With rifle engage targets per pistol instructions. Restage. Move to table. With shotgun, Knock ‘em down.

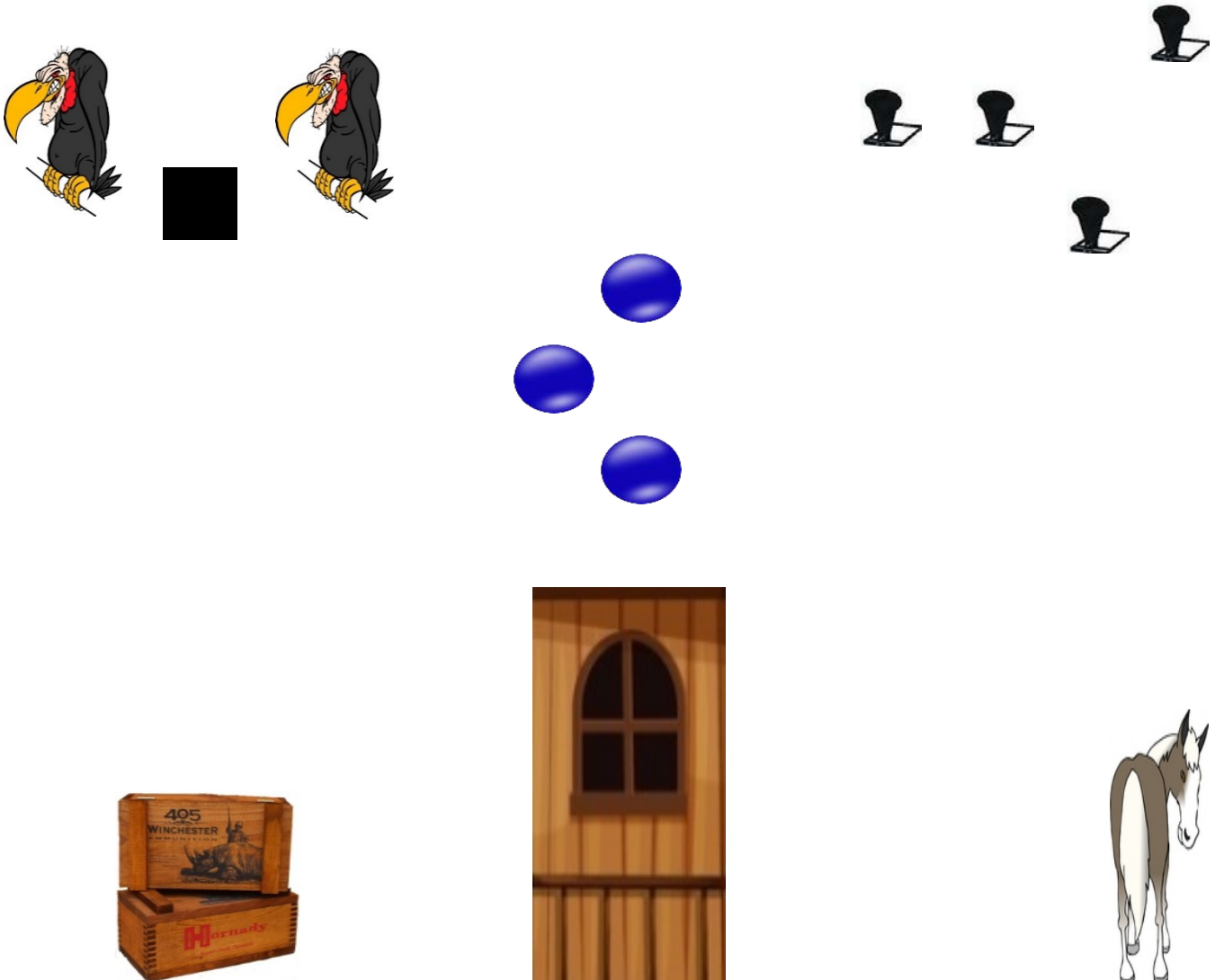


Stage 3

Pistols – 10 rds. holstered Rifle – 10 rds. on ammo boxes Shotgun – 4+ on horse

Shooting order: pistols, rifle, shotgun

Shooter starts in window, hands a Texas Surrender. The line is, “**I hate those damned buzzards!**” ATB, with pistols engage targets with a double tap Nevada sweep starting on the center target. Holster. Move to the ammo boxes. With rifle from behind ammo boxes, repeat pistol instructions. Restage. Move to horse. With shotgun from beside horse, knock ‘em down.





Stage 4

Pistols – 10 rds. holstered Rifle – 10 rds. Port Arms Shotgun – 4+ on horse

Shooting order: rifle, pistols, shotgun

Shooter starts behind ammo boxes, rifle at Port Arms. The line is, **“Those darn buzzards again!”** ATB, with rifle engage targets, left to right OR right to left, 2,3,5. Restage. Move to window. With pistols, top to bottom OR bottom to top, repeat rifle instructions. Holster. Move to horse. With shotgun knock ‘em down.




Stage 5

Pistols – 10 rds. holstered Rifle – 10 rds. on coal car Shotgun – 4 + rds. on left Caboose shelf

Shooting order: pistols, rifle, shotgun

Shooter starts behind large window of engine. The line is, **“Let’s go for a ride!”** ATB with 1st pistol engage targets - double tap a bottom target then single tap the upper targets for 3 rds. Holster. With 2nd pistol repeat 1st pistol instructions starting on the opposite lower target. Holster. Move to coal car. With rifle repeat pistol instructions. Restage. Move to caboose. With shotgun engage 2 poppers from the left shelf. PMF. With safe shotgun move to right shelf and engage the remaining 2 poppers. PMF.




Stage 6

Pistols – 10 rds. holstered Rifle – 10 rds. on coal car Shotgun – 4+ rds. on right caboose shelf

Shooting order: shotgun, rifle, pistols

Shooter starts at right caboose shelf, hands at side. The line is, “**I love train rides!**” ATB, With shotgun engage 2 poppers. PMF. Move to left caboose window and engage remaining 2 poppers. PMF. Restage safely. Move to coal car. With rifle engage targets, single tapping the two bottom targets, then triple tap the upper targets, then single tap the bottom targets again. Restage. Move to engine window. With pistols repeat rifle instructions. Holster.



Stages 1 & 2

Steel – 1 blue upright
2 white uprights
2 red uprights
1 short red upright
3 large squares
3 large circles
4 poppers
8 bases

Props – 2 small cacti
1 green table
1 bar
1 stand-up cowboy
1 safety table
1 mug

Stages 3 & 4

Steel – 2 blue uprights
1 red upright
1 black double upright
1 white upright
2 buzzards
1 large square
3 large circles
4 poppers
5 bases

Props- 1 regular facade
1 small ammo box
1 large ammo box
1 horse

Stages 5 & 6

Steel – 4 double black uprights
4 large squares
4 large circles
4 poppers
4 bases

Props – 1 engine
1 red caboose
1 coal car