

# GCGS Main Match – Saturday, November 4th, 2023

## Stage 1

### UNITED STATES ARMY




As the oldest and most senior branch of the U.S. military in order of precedence, the modern U.S. Army has its roots in the Continental Army, which was formed on June 14, 1775 to fight the American Revolutionary War. After the Revolutionary War, the Congress of the Confederation created the United States Army on June 3, 1784 to replace the disbanded Continental Army. The mission of the U.S. Army is to fight and win our nation's wars, by providing prompt, sustained, land dominance, across the full range of military operations and the spectrum of conflict, in support of combatant commanders. The US Army participates in conflicts worldwide and is the major ground-based offensive and defensive force of the United States.

Pistols – 10 rds. holstered    Rifle – 10 – rds. in window    Shotgun – 4+ on horse

Shooting order: shotgun, rifle, pistols

Shooter starts beside horse, hands on hat. The line is, (from the Army) **“This We’ll Defend.”** ATB, with shotgun from beside horse, knock’em down. Restage. Move to window and with rifle, triple tap an interior target, then single tap sweep the 4 targets from either end, then triple tap the other interior target. Restage. Move to table and with pistols from behind table, repeat rifle sequence. Holster.



## Stage 2

### UNITED STATES NAVY




The U.S. Navy traces its origins to the Continental Navy, which was established October 13, 1775 and was actively disbanded as a separate entity shortly thereafter. Nearly 20 years later, the U.S. Congress passed the Naval Act of 1794 for the construction of six heavy frigates, the first ships of the U.S. Navy. The U.S. Navy played a major role in the American Civil War by blockading the Confederacy and seizing control of its rivers. It played the central role in the World War II defeat of Imperial Japan. The U.S. Navy emerged from World War II as the most powerful navy in the world.

Pistols – 10 rds. holstered   Rifle – 10 rds. in window   Shotgun – 4+ rds. on horse

Shooting order: rifle, pistols, shotgun

Shooter starts in window rifle shouldered, pointed downrange. The line is, (from the Navy) “**Anchors Aweigh!**” ATB, with rifle engage targets from either end with a 1,4,3,2 sweep. Restage. Move to behind table and with pistols, engage targets per rifle instructions. Holster. Move to beside horse and with shotgun, engage poppers. Knock ‘em down.



### Stage 3

## UNITED STATES AIR FORCE

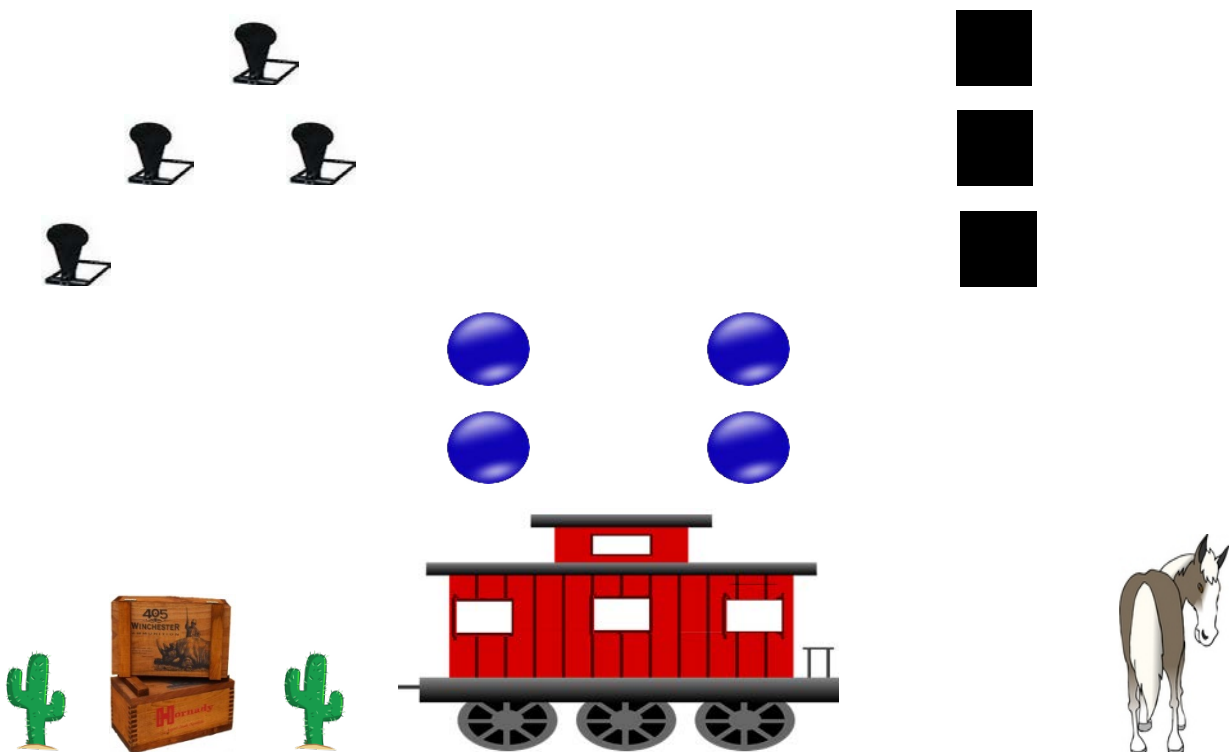


The US Air Force is the aerial and space warfare service branch of the US armed forces. The US Army created the first antecedent of the Air Force on August 1, 1907, which through a succession of changes of organization, titles, and missions advanced toward eventual separation 40 years later. The US Air Force became a separate military service on September 18, 1947 with the implementation of the National Security Act of 1947. It is currently the largest and most technologically advanced air force in the world.

Pistols – 10 rds. holstered    Rifle – 10 rds. on horse    shotgun – 4+ rds. on ammo boxes

Shooting order: pistols, rifle, shotgun

Shooter starts at left caboose shelf, hands at Texas surrender. The line is, (from the Air Force), **“Aim High”**. ATB, with 1<sup>st</sup> pistol engage targets with a Dang it Dan sweep, 1,2,1,1, starting on either target. Holster. Move to the opposite shelf. With second pistol repeat 1<sup>st</sup> pistol instructions. Holster. Move to beside horse and with first 5 rds of rifle, engage targets from the top, single tapping targets 1, 2, 3 then double-tap the center target. With second 5 rds. repeat instructions starting on the bottom target. Restage. Move to behind ammo boxes and with shotgun, knock ‘em down.



## Stage 4

### UNITED STATES MARINES

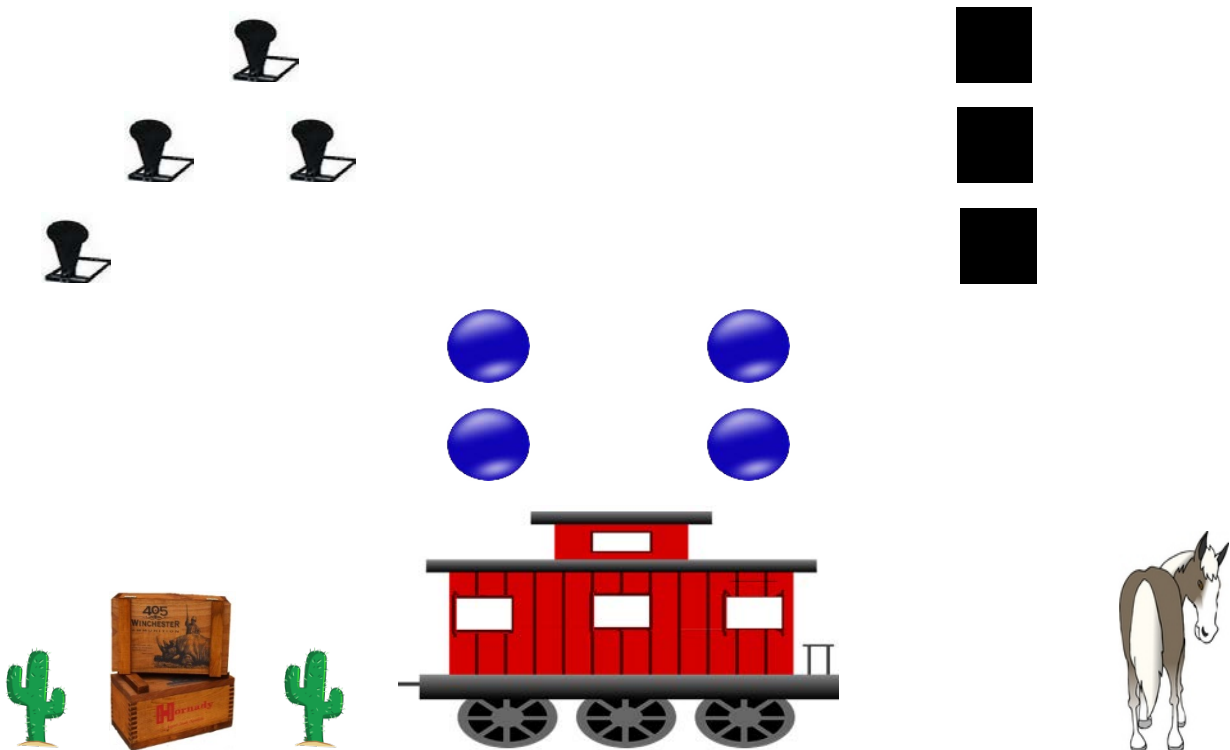


The history of the Marine Corps began when two battalions of Continental Marines were formed on November 10, 1775 in Philadelphia as a service branch of infantry troops capable of fighting both at sea and on shore. In the Pacific theater of World War II the Corps took the lead in a massive campaign of amphibious warfare, advancing from island to island. It is currently the smallest U.S. military service within the Dept of Defense and is responsible for conducting expeditionary and amphibious operations.

Pistols – 10 rds. holstered   Rifle – 10 rds. on horse   Shotgun – 4+ rds. on ammo boxes

Shooting order: rifle, shotgun, pistol

Shooter starts beside horse, hands on horse's butt. The line is, (from the Marines), "**Semper fi. Oorah!**" ATB, with rifle shoot center target 3 times, then top and bottom targets 1 time each, either direction. With next 5 rds, repeat instructions. Restage. Move to behind ammo boxes and with shotgun, knock 'em down. Restage. Move to left window of caboose and with pistols, engage targets 1-3-1 from both windows, either direction.



## Stage 5

### UNITED STATES COAST GUARD

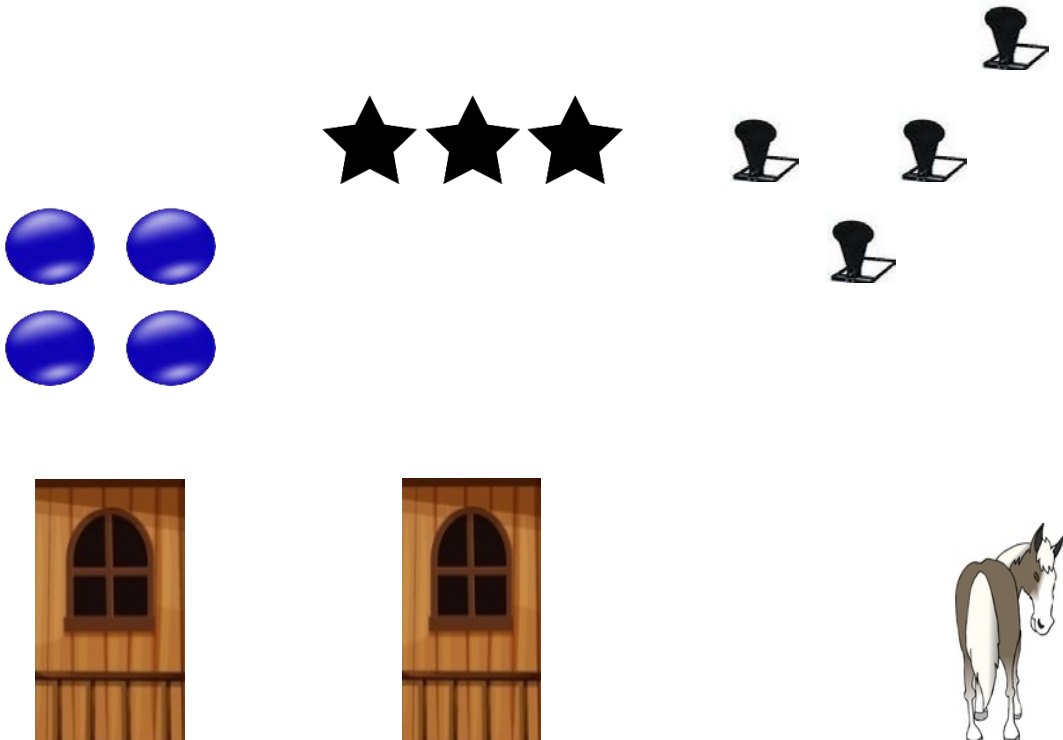


Originally founded on August 4, 1790 as the Revenue-Marine, the modern Coast Guard was formed by a merger of the U.S. Revenue Cutter Service and the U.S. Life-Saving Service on January 28, 1915, under the U.S. Department of the Treasury. As one of the country's five armed services, the Coast Guard has been involved in every U.S. war from 1790 to the Iraq War and the War in Afghanistan.

Pistols – 10 rds. holstered    rifle – 10 rds. in window    Shotgun – 4+ rds. on horse

Shooting order: pistols, shotgun, rifle

Shooter starts at left window, hands at sides. The line is, (from the Coast Guard), “**Always Ready.**” ATB, with pistols engage targets with 1 rd. on a bottom target, one rd. on the opposite top target, triple tap the other 2 targets, then single tap the original two targets. Holster. Move to shotgun and from beside horse, knock ‘em down. Move to right window and with rifle, engage targets – double-tap the outside targets, double-tap the center target, then double-tap the outside targets again.



## Stage 6

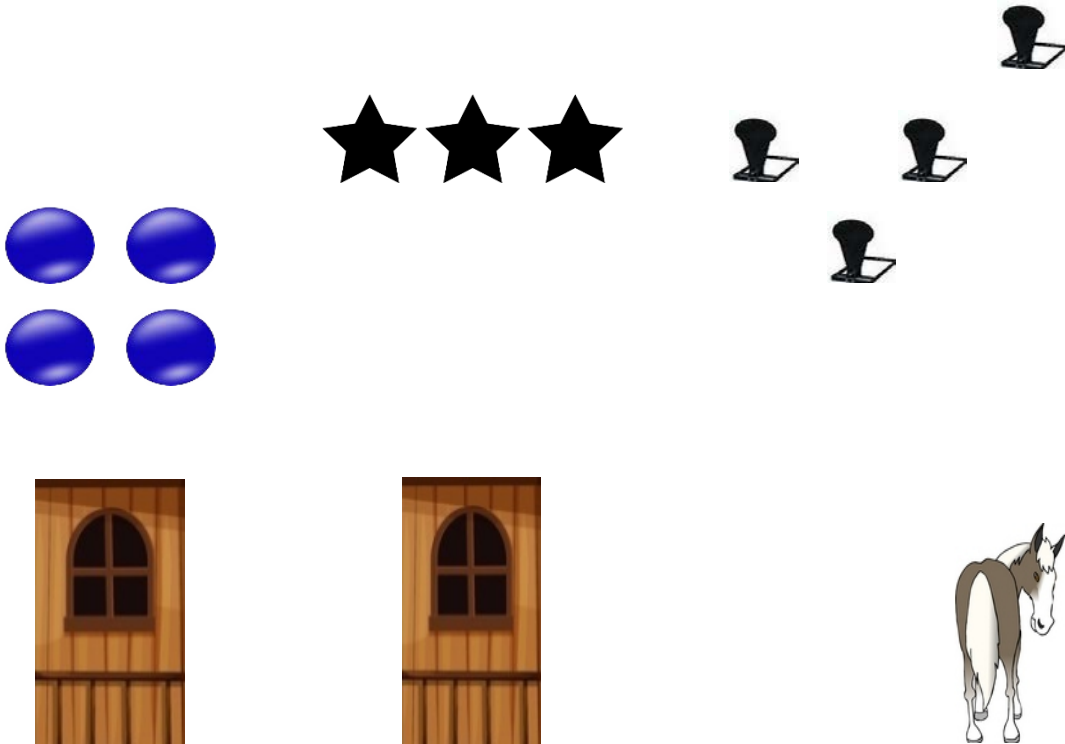


From 1775 to current day, we have had the honor and privilege of being protected by our country's bravest. There aren't enough words to express our gratitude, so it is incumbent upon all Americans to honor their commitment and sacrifice by preserving the freedoms for which these people risked their lives and sometimes gave their lives. Only because of the brave are we still the land of the free.

Pistols – 10 rds. holstered    Rifle – 10 rds. in right window    Shotgun – 4+ rds. on horse

Shooting order: rifle, pistols, shotgun

Shooter starts in right window, hands on window jamb. The line is, **“Thank you for your service.”** ATB, with rifle engage targets with 3 single tap sweeps from the same direction. With the last round engage center target. Restage. Move to left window and with pistols, single-tap the bottom targets, triple-tap the upper targets, then single-tap the bottom 2 targets again. Holster. Move to beside horse and with shotgun, knock ‘em down.



## **Stages 1 & 2**

Steel – 2 short red uprights  
2 red uprights  
2 white uprights  
2 blue uprights  
4 large squares  
4 large circles  
4 poppers  
9 bases

Props – 1 white table (white trailer)  
1 large cactus  
1 façade  
1 horse

## **Stage 3 & 4**

Steel – 3 double black uprights  
1 short red upright  
3 large squares  
4 large circles  
4 poppers  
6 bases

Props – 1 small ammo box  
1 large ammo box  
1 caboose  
2 small cacti  
1 horse  
1 wooden base (back trailer)

## **Stages 5 & 6**

Steel – 2 double black uprights  
3 white uprights  
3 stars  
4 large circles  
4 poppers  
5 bases

Props – 2 facades  
1 horse