


GCGS Main Match – Saturday, December 2, 2023

Stage 1

Pistols – 10 rds. holstered Rifle – 10 rds. on center table Shotgun – 4+ on horse

Shooting order: shotgun, rifle, pistols

Standing beside horse with open empty shotgun in one hand and other hand on ammo, the start line is, “**Oh boy, cowboys and Indians!**” ATB, with shotgun engage poppers until down. Restage and move to center table. With rifle, engage an inside target with 3 rds, then single-tap sweep all targets from either end, then triple-tap the other inside target. Restage. Move to left table and engage pistol targets with rifle instructions.




Stage 2

Pistols – 10 rds. holstered Rifle – 10 rds. on center table Shotgun – 4+ on center table

Shooting order: pistols, rifle, shotgun

Standing behind the left table with hands on hips, the start line is, “**Merry Christmas!**” ATB, with pistols from either end, engage the pistols targets with a 2-1-1-2 sweep, then single-tap sweep the targets from the same end. Reholster. Move to center table and engage rifle targets with pistol instructions. Restage. Move to horse and engage shotgun poppers until down.



Stage 3


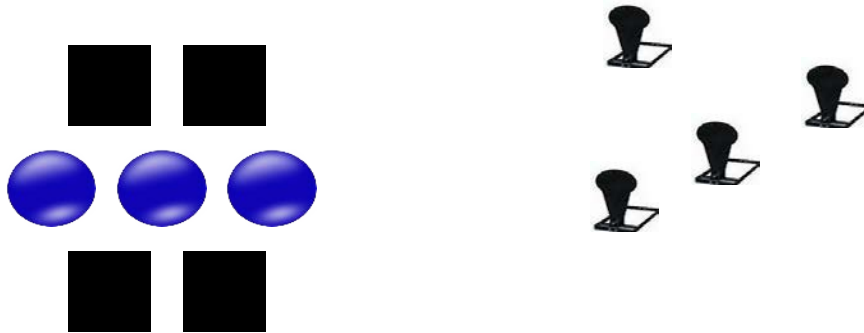
Pistols – 10 rds. holstered Rifle – 10 rds. in left window Shotgun – 4+ in right window

Shooting order: any gun, rifle not last

Standing in the shooter's box with both hands holding gift, the line is, "**This is for you!**" ATB, go to either window with gift. (Gift must be placed in window. Pistol cannot be drawn until shooter is at the window.)

Pistols and rifle: From left window, engage rifle and pistol targets in any order with 2 rds on each square and 4 rds on each circle. This is a round count.

Shotgun: From right window, engage shotgun poppers until down.

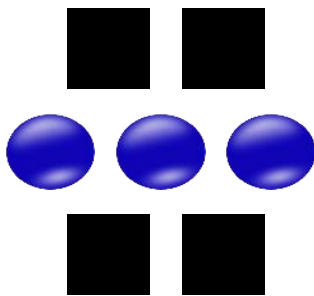


Stage 4

Pistols – 10 rds. holstered Rifle – 10 rds. in left window Shotgun – 4+ in right window

Shooting order: shotgun, rifle, pistols

Shooter starts at right window, hands at sides. The line is, “**What...no present??**” ATB, knock down shotgun targets. PMF. Restage. Move to left window and with rifle, engage upper square targets with 4 rds and 3rds each, starting on either target, then shoot remaining 3 rds into center circle. Restage. With first pistol, engage a lower square target (starting on either target) with a double-tap and then 3 rds on one of the outer circles. Repeat with 2nd pistol, starting on opposite square target and engaging remaining outer circle.

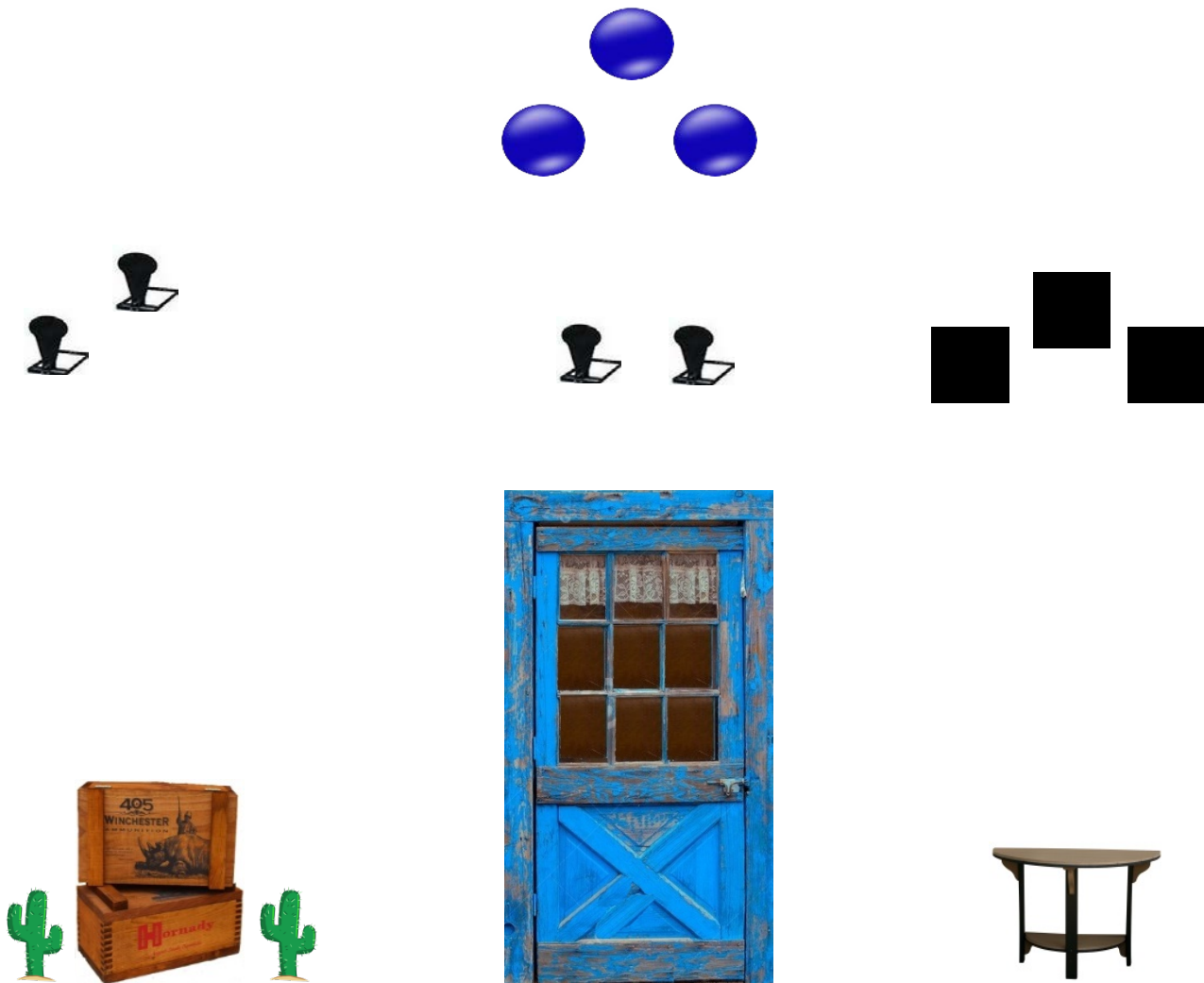


Stage 5

Pistols – 10 rds. holstered Rifle – 10 rds. in window Shotgun – 4+ rds on ammo boxes

Shooting order: shotgun, rifle, pistols

Standing at ammo boxes with hands on boxes, the start line is, **“I’ve been bad this year and I’m getting coal.”** ATB, with shotgun engage 2 poppers from the ammo boxes and 2 poppers from the window. Misses must be made up from the position at which they were engaged. Restage. With rifle, engage targets with a Kansas City Sweep – double-tap sweep the targets from either end, then single-tap the center target and then single-tap sweep the targets from either end. (1-1-2-2-3-3-2-1-2-3). Restage. Move to right table and engage pistol targets with rifle instructions.

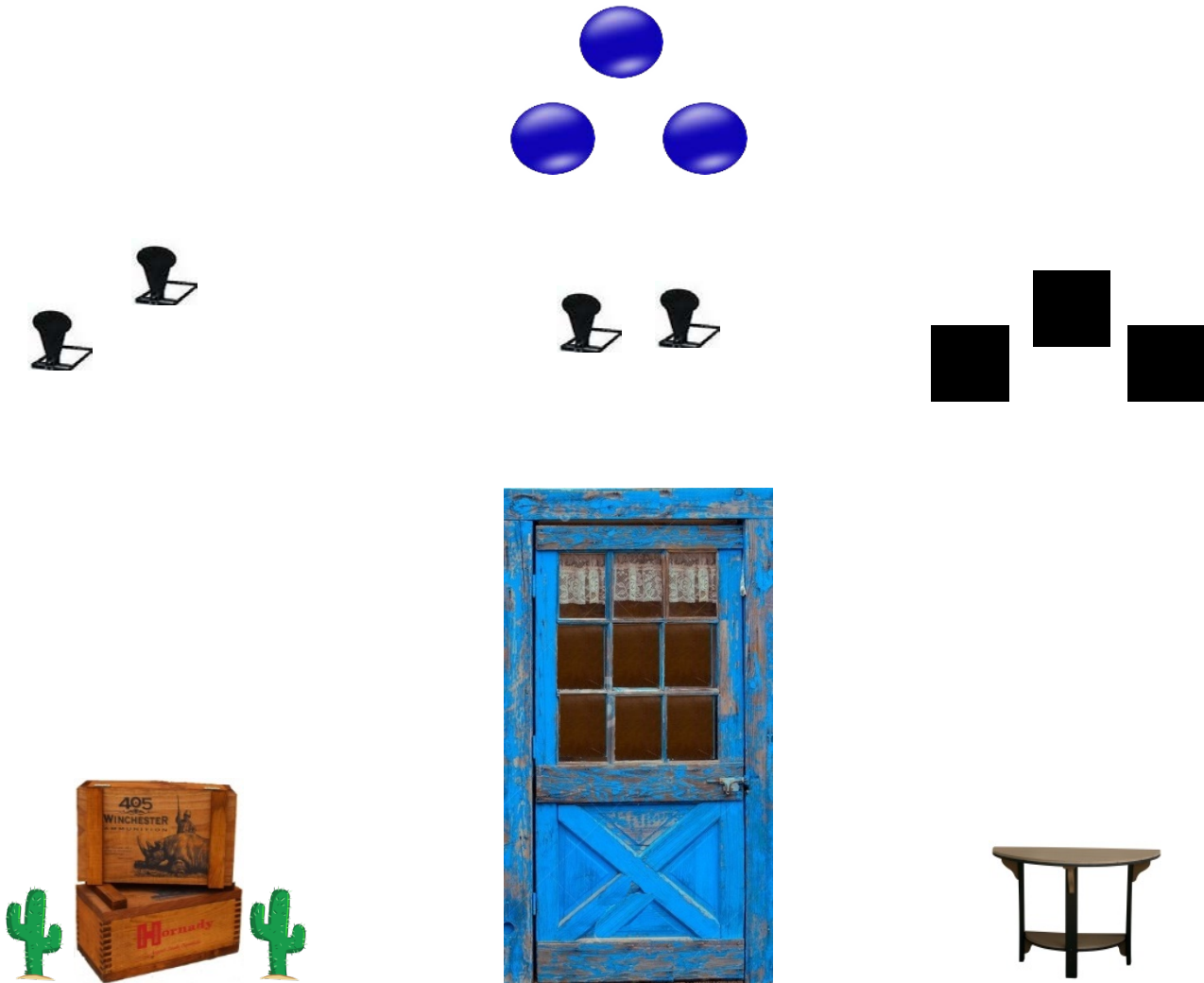


Stage 6

Pistols – 10 rds. holstered Rifle – 10 rds. in window Shotgun – 4+ rds. in window

Shooting order: pistols, rifle, shotgun

Standing at right table with coal in cupped hands. The line is, **“I’m not getting coal next year.”** ATB, place coal on table and engage center pistol target with 2 rds, then engage outside targets with 4 rds each. Reholster. Move to window and with rifle, engage rifle targets from window with pistol instructions. Restage. With shotgun, engage 2 shotgun poppers until down, then move to ammo boxes and knock down remaining 2 targets.



Stages 1 & 2

Steel – 2 large squares
2 large circles
2 Indians
2 cowboys
4 poppers
8 bases
4 blue uprights
4 red uprights

Props – 1 green table
1 red table
1 horse

Stages 3 & 4

Steel – 4 large squares
3 large circles
4 poppers
7 bases
2 black uprights
3 blue uprights
2 red uprights (short)

Props - 2 green facades
1 gift

Stages 5 & 6

Steel – 3 large squares
3 large circles
4 poppers
8 bases
2 black uprights
1 blue upright (long)
2 blue uprights (reg size)
1 red upright (long)
2 red uprights (reg size)

Props – 1 large ammo box
1 small ammo box
1 blue facade
1 half-moon table
2 small cacti
1 piece of coal