

GCGS Main Match – Saturday, June 1, 2024

Stage 1

Pistols – 10 rds. holstered Rifle – 10 rds. staged at window Shotgun – 4+ rds. staged on table or window



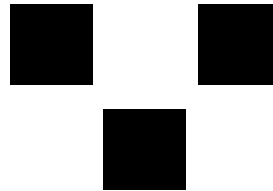

Shooting order: pistols, rifle, shotgun

Shooter starts behind window, hands at Texas surrender. The line is, **“Remember, muzzle down range!”** ATB:

Pistols – from behind window, from either end engage targets with a Kansas City sweep. 2 on 1, 3 on 2, 5 on 3.

Rifle – from behind window, repeat pistol sequence. Holster.

Shotgun – from behind table, knock'em down.



Stage 2

Pistols – 10 rds. holstered Rifle – 10 rds. staged safely Shotgun – 4+ rds. staged safely




Shooting order: shotgun, rifle, pistols

Shooter starts at the table, hands on hips. The line is, **“Throw down your guns, you’re all under arrest.”** ATB:

Shotgun – from behind table, knock’em down.

Rifle – from behind window, from either end sweep targets 1,2,4,2,1 in a Nevada sweep. Restage safely.

Pistols – from behind window, repeat rifle sequence. Holster.



Stage 3


Pistols – 10 rds. holstered Rifle – 10 rds. staged safely Shotgun – 4+ rds. on ammo boxes

Shooting order: shotgun, rifle, pistols

Shooter starts behind ammo boxes, hands on ammo. The line is, “**I hate buzzards!**” ATB, with shotgun knock'em down. Move to window.

Rifle – from window, single tap either buzzard then double tap the bull's butts. Repeat with second 5 rds. using the other buzzard. Restage.

Pistols – from window, repeat rifle sequence. Holster.




Stage 4

Pistols - 10 rds. holstered Rifle – 10 rds. on horse Shotgun – 4+ on white table

Shooting order: pistols, shotgun, rifle

Shooter starts behind red table, hands on hat. The line is, **“Find those sights!”** ATB, with pistols, engage the plate rack. Targets must fall. With remaining rounds, engage cowboy. Misses on plate rack do not count, but any target left standing will be counted as a miss. Misses on cowboy do count. Restage pistols on red table. Move to white table and with shotgun, engage targets until down. Restage on table. Move to horse. With rifle, engage tombstone plate rack. Knock ‘em down. With remaining rounds, engage the cowboy. Again, misses on rack do not count, but any targets left standing will be a miss. Misses on cowboy do count.




Stage 5

Pistols - 10 rds. holstered Rifle – 10 rds. on horse Shotgun – 4+ on white table

Shooting order: shotgun, rifle, pistols

Shooter starts behind white table, hands on ammo. The line is, “**Don’t shoot ‘til you see the whites of their eyes!**” ATB, engage shotgun targets until they are all down. Move to horse and engage tombstone rack with rifle. Knock them down. Any rounds left will be dumped on cowboy. Misses of cowboy count. Restage rifle on horse. Move to red table. With pistols, engage 3 plate rack targets, then cowboy once. Then engage remaining 3 plate targets until those plates are down, Put any remaining shots on cowboy.



Stages 1 & 2

Steel – 2 double black uprights
1 white upright
2 red uprights
1 short red upright
3 large squares
3 large circles
8 bases
4 poppers

Props – 2 large cacti
1 half-moon table
1 facade

Stage 3

Steel – 2 blue uprights
2 red uprights
2 bull's butts
2 buzzards
4 poppers
6 bases

Props – 1 canvas façade
1 small ammo box
1 large ammo box
2 large cacti

Stages 4 & 5

Steel – 2 short red uprights
2 cowboys
4 poppers
2 bases
1 plate rack
1 tombstone rack

Props – 1 red table
1 horse
2 small cacti
1 small white table