



GCGS Mid-Month Match – Sunday, July 21, 2024

Stage 1

Pistols – 10 rds. holstered Rifle – 10 rds. in window Shotgun – 4+ on ammo boxes

Shooting order: shotgun, rifle, pistols

Shooter starts behind ammo boxes, hands on hat. The line is, “**Westward ho!**” ATB, with shotgun from behind ammo boxes, engage poppers. PMF. Restage safely. Shotgun can be taken to the window. Move to window and with rifle then pistols, engage targets with 4 rds each.





Stage 2

Pistols – 10 rds. holstered Rifle – 10 rds. in window Shotgun – 4+ rds. on ammo boxes

Shooting order: pistols, rifle, shotgun

Shooter starts behind window, hands at sides. The line is, “**Head ‘em out.**” ATB, with pistols and rifle from window, engage targets with a double-tap pendulum sweep. Holster pistols. Restage rifle. Move to ammo boxes. With shotgun,

Shotgun – from behind ammo boxes, engage poppers outside, outside then inside, inside. Knock ‘em down.




Stage 3

Pistols – 10 rds. holstered Rifle – 10 rds. on ammo boxes Shotgun – 4+ rds. on horse

Shooting order: pistols, rifle, shotgun OR rifle, pistols, shotgun

Shooter starts behind the ammo boxes, hands on hat. The line is, **“In a bull’s butt.”** ATB:

Rifle and pistols – from behind ammo boxes, engage targets 2,4,6,8 starting with 2 rds. on the center target, 4 rds. on either end target, 6 rds. on the center target, then 8 rds. on the opposite end target. Holster pistols. Restage. Move to horse. With shotgun, knock 'em down. PMF

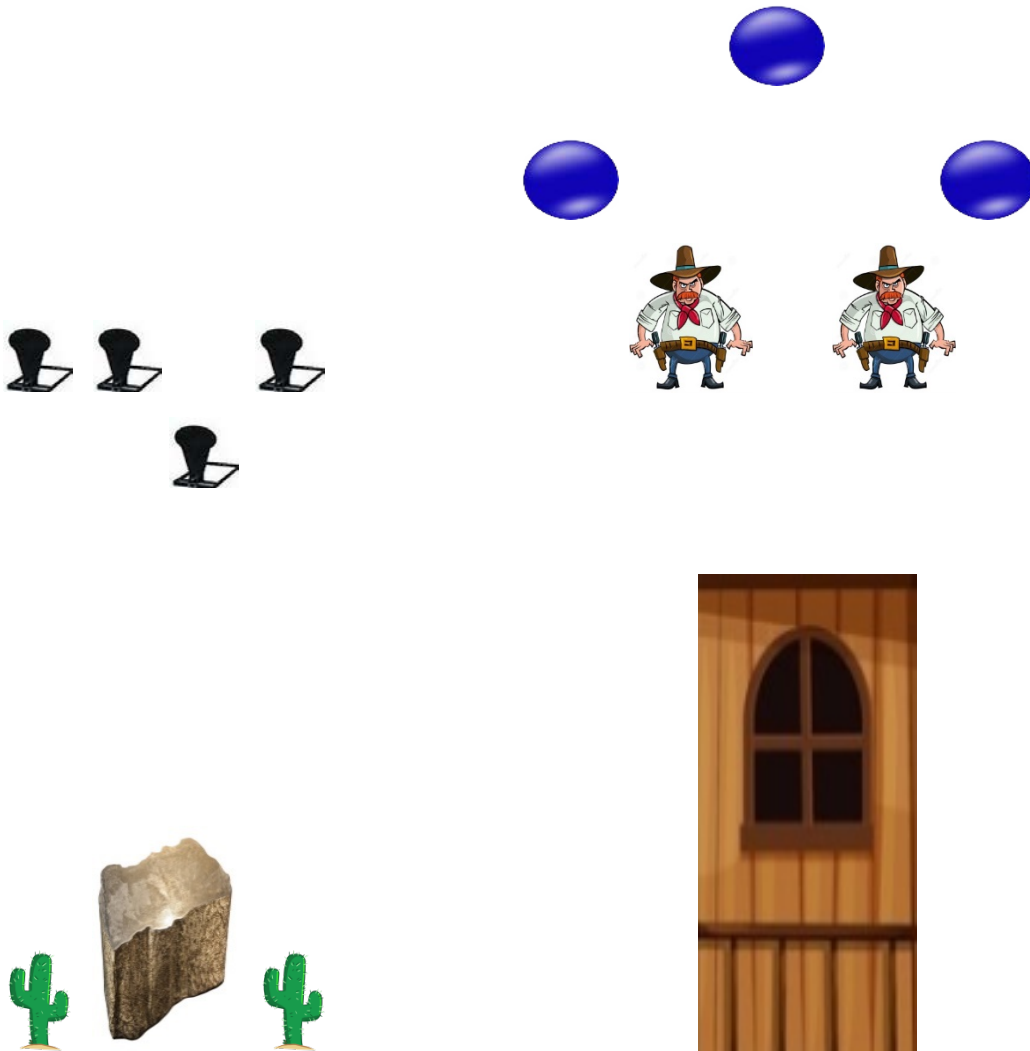


Stage 4

Pistols – 10 rds. holstered Rifle – 10 rds in window Shotgun – 4+ on rock table

Shooting order: shotgun, rifle, pistols

Shooter starts behind rock table, finger tips on ammo, The line is, “**Round ‘em up!**” ATB, with shotgun engage poppers. PMF. Restage shotgun safely. Move to window and with rifle, triple-tap sweep the 3 round targets from either direction, then single-tap the top center target. Restage, With first pistol, engage the cowboys with 1 rd each and the center target with 3 rds in that order. With second pistol, repeat.

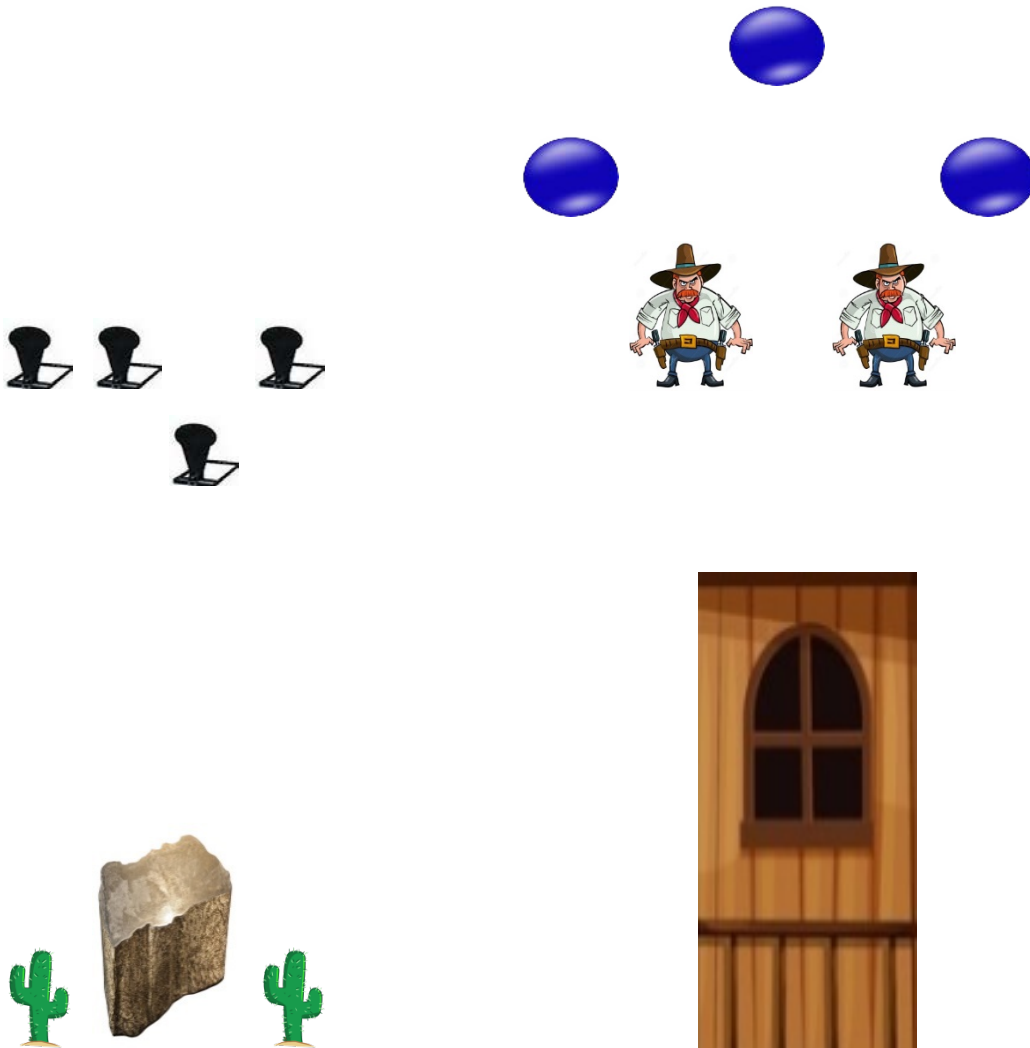


Stage 5

Pistols – 10 rds. holstered Rifle – 10 rds in window Shotgun – 4+ on rock table

Shooting order: rifle, shotgun, pistols

Shooter starts at window with hands on window frame. The line is, “**Shoot those rustlers!**” ATB with rifle starting on either end, sweep the 5 targets left to right and then right to left for 10 rds. Restage rifle. Move to rock table and with shotgun, knock ‘em down. Restage shotgun. Move back to window and with pistols, repeat rifle instructions.



Stages 1 & 2

Steel – 3 white uprights
2 short red uprights
2 large squares
3 large circles
4 poppers
7 bases

Props – 1 small ammo box
1 large ammo box
1 canvas facade
2 small cacti

Stages 3

Steel – 1 white upright
1 blue upright
1 black upright
2 bull's butts
1 large circle
4 poppers
3 bases

Props - 1 small ammo box
1 large ammo box
1 horse
1 large cactus

Stage 4 & 5

Steel – 3 white uprights
2 long red uprights
2 cowboys
3 large circles
4 poppers
7 bases

Props – 1 canvas facade
1 rock table
2 small cacti