

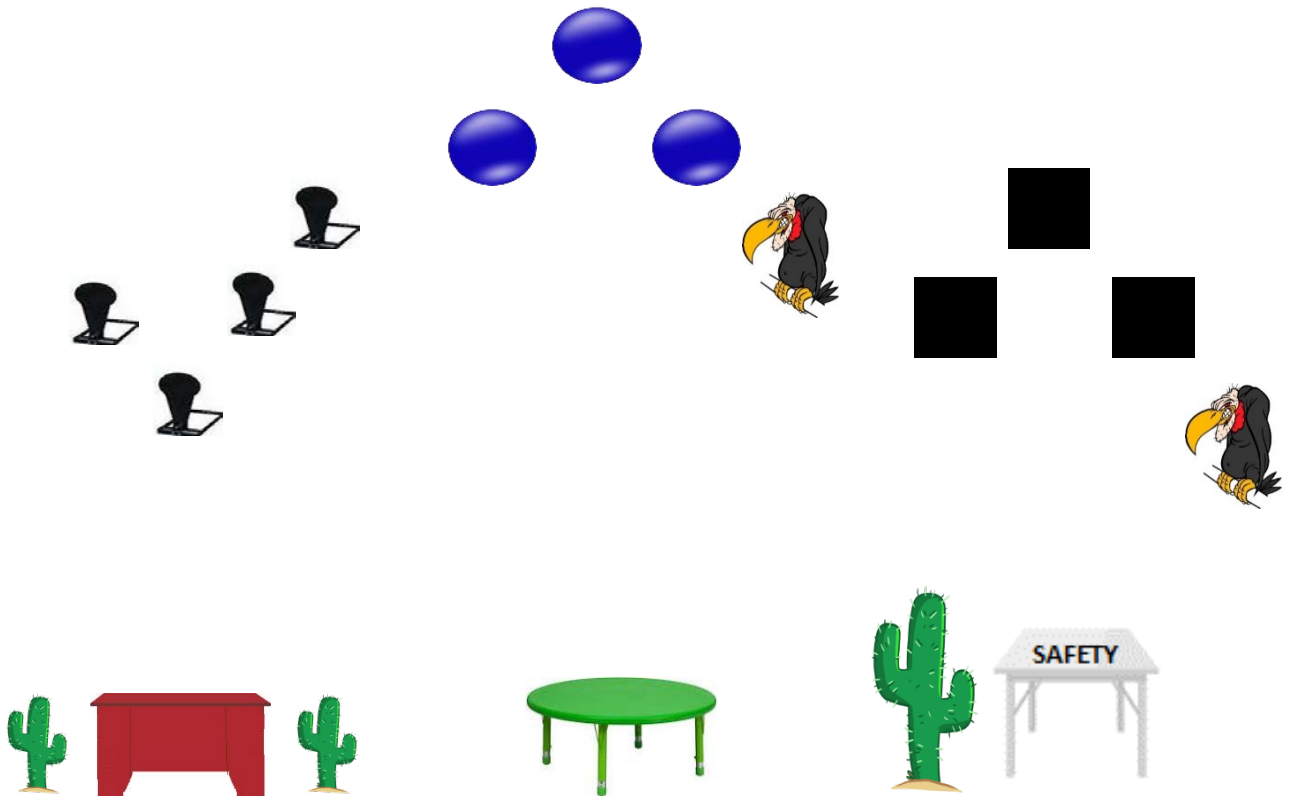
# GCGS Mid-Month Match – Sunday, November 17, 2024

## Stage 1

Pistols – 10 rds. holstered    Rifle – at the ready    Shotgun 4+ on left table

Shooting order: rifle, pistols, shotgun

Shooter starts behind right table, rifle at the ready. The line is, “**Hey, are those turkey buzzards??**” ATB, with rifle engage targets with an Abilene Sweep. 1 on 1, 2 on 2, 3 on 3, then single tap sweep from the same direction with last round on Buzzard. Restage. Move to right of cactus and with pistols, repeat rifle instructions. Holster. Move to left table and from behind left table, engage poppers. Knock'em down. PMF

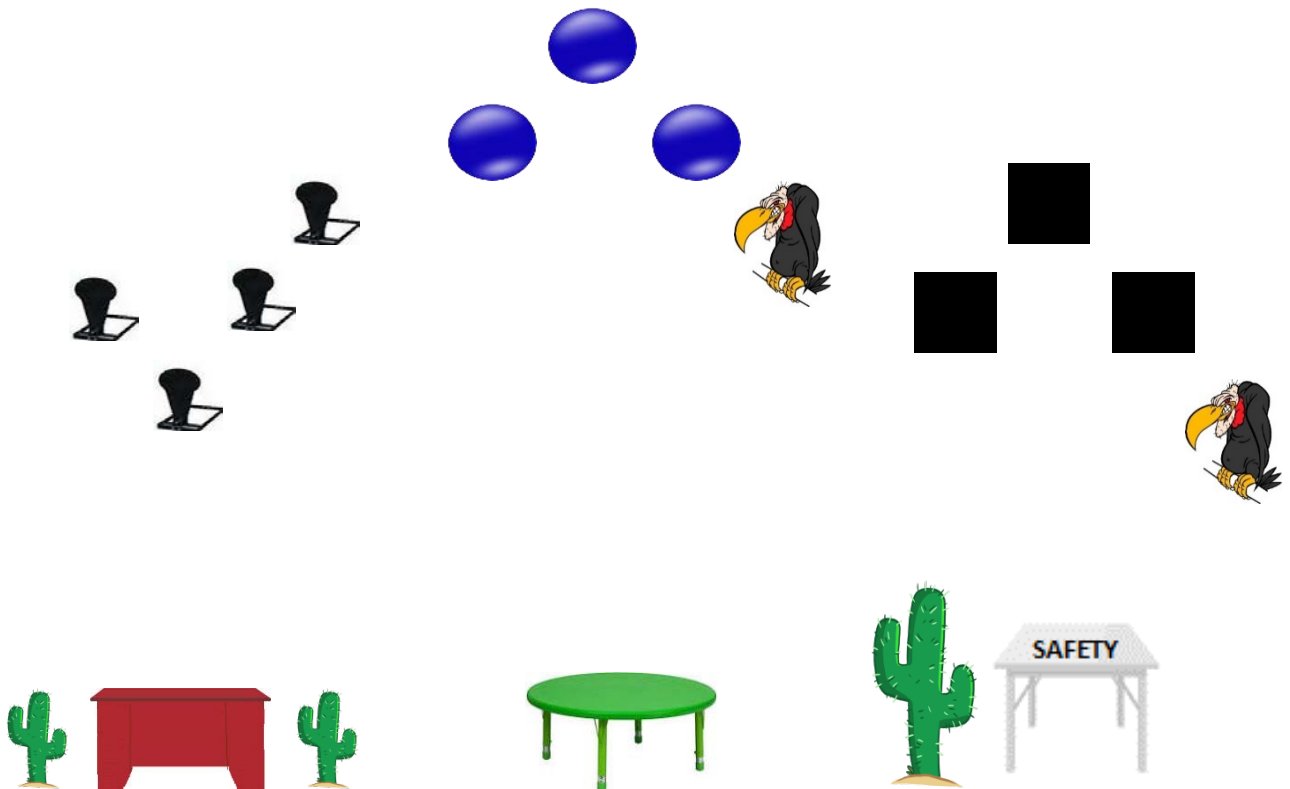


## Stage 2

Pistols – 10 rds. holstered    Rifle – 10 rds. on right table    Shotgun – 4+ on left table

Shooting order: pistols, rifle, shotgun

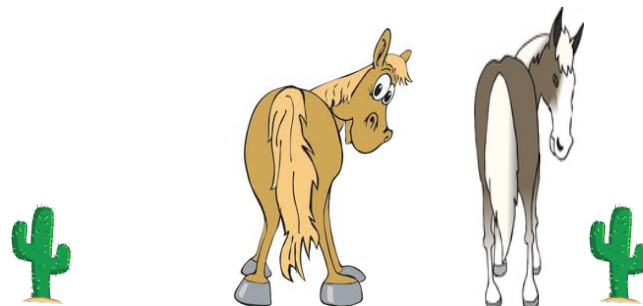
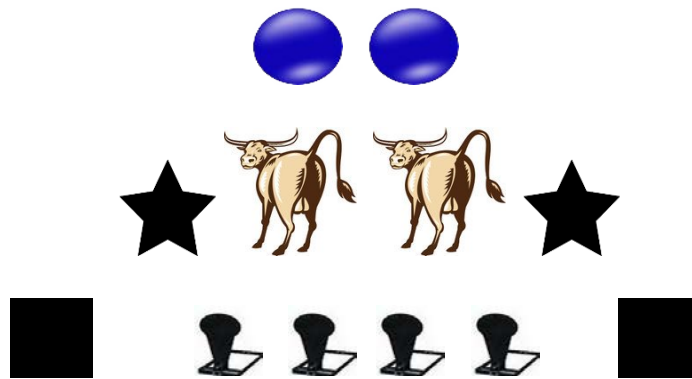
Shooter starts to the right of the cactus, hands at Texas surrender. The line is, **“Yup, those are turkey buzzards.”** ATB, with pistols engage targets with 2 rds. on the right buzzard, single tap sweep the upper pistol targets twice from the same direction, then double tap the buzzard again. Holster. Move to right table. With rifle repeat pistol instruction. Restage. Move to left table. Engage poppers. Knock'em down. PMF.



### Stage 3

Pistols – 10 rds. in pommel holsters    Rifle – 10 rds. on horse    Shotgun – 4+ rds. on horse

Shooter starts seated on Buttercup, hands holding the reins. The line is, **“Ride’em, cowboy!”** ATB, seated or standing, with pistols engage the two bull’s butts with 5 rds. each. Holster pistols back in pommel holsters. With rifle engage the rifle targets, (circles, stars and squares) starting from either side with a 1,1,2,2,1,1 sweep, with the last 2 rds - one on each bull’s butt. Restage. With shotgun engage poppers. PMF.



## Stage 4

Pistols – 10 rds. holstered      Rifle – 10 rds. in window      Shotgun - 4+ rds. in window


Shooting order: shooter's choice

Shooter starts in window, hands at side. The line is, **“What? No turkey buzzards?”** ATB,

Rifle – from window, engage round targets alternating 2,3,1,4 starting on either target. Restage if necessary.

Pistols – from window, engage bulls' butts per rifle instructions. Holster

Shotgun – from window, engage poppers. Knock'em down. PMF. Restage if necessary.



## Stage 5

Pistols – 10 rds. holstered Rifle – 10 rds. in window Shotgun – 4+ at Port Arms


Shooting order: After engaging 1<sup>st</sup> two shotgun poppers it is shooter's choice

Shooter starts to the left or right of façade, shotgun at Port arms. The line is, “**I miss the buzzards.**” ATB, with shotgun engage two poppers. PMF. Move to either the window or opposite side of the façade.

Rifle – from window, engage upper targets with a continuous pendulum sweep. 1,2,2,2,2,1. Restage if necessary.

Pistols – from window, engage the lower targets alternating 1, 4, then 4 ,1. Holster.

Shotgun – from opposite side of façade engage poppers, PMF. Restage if necessary.



## **Stages 1 & 2**

Steel – 3 white uprights

3 red uprights

2 short red uprights

3 large squares

3 large circles

2 buzzards

4 poppers

11 bases

Props – 2 small cacti

1 large cactus

1 red table

1 green table

1 safety table

## **Stage 3**

Steel – 2 double black uprights

2 blue uprights

2 white uprights

2 short red uprights

2 large squares

2 stars

2 large circles

2 bulls butts

4 poppers

8 bases

Props – Buttercup

1 horse

2 small cacti

## **Stages 4 & 5**

Steel – 1 black double stacked upright

1 blue upright

1 white upright

1 short red upright

2 bull's butts

2 large circles

4 poppers

6 bases

Props – 1 façade

2 small cacti