


GCGS Main Match – Saturday, December 7, 2024

Stage 1

Pistols – 10 rds. holstered Rifle – 10 rds. in window Shotgun – 4+ on half-moon table

Shooting order: pistols, rifle, shotgun

Shooter starts in front of barkeep, hands on barkeep's shoulders. The line is, "**I will have another whiskey.**" ATB, slam barkeep down GENTLY on drunken cowboy. With pistols, engage center cowboy with 5 rds, 2 rds on one outside cowboy, and 3 rds on the other outside cowboy. Holster. Move to window, and with rifle shoot Indian targets with the same sequence as pistols. Restage. Move to half-moon table and with shotgun, knock 'em down. PMF.





Stage 2

Pistols – 10 rds. holstered Rifle – 10 rds. in window Shotgun – 4+ on half-moon table

Shooting order: shotgun, rifle, pistols

Shooter starts seated on chair at half-moon table with hands flat on table. The line is, **“You lousy card cheat!”** ATB, stand and with shotgun, knock ‘em down. PMF. Restage shotgun. Move to window and with rifle, engage Indian targets starting on an outside target 2,3 and then 2,3 starting on the other outside target. Restage. Move to bar and with pistols, use the rifle sequence, engaging targets from one side of the barkeep and then from the other side of the barkeep.


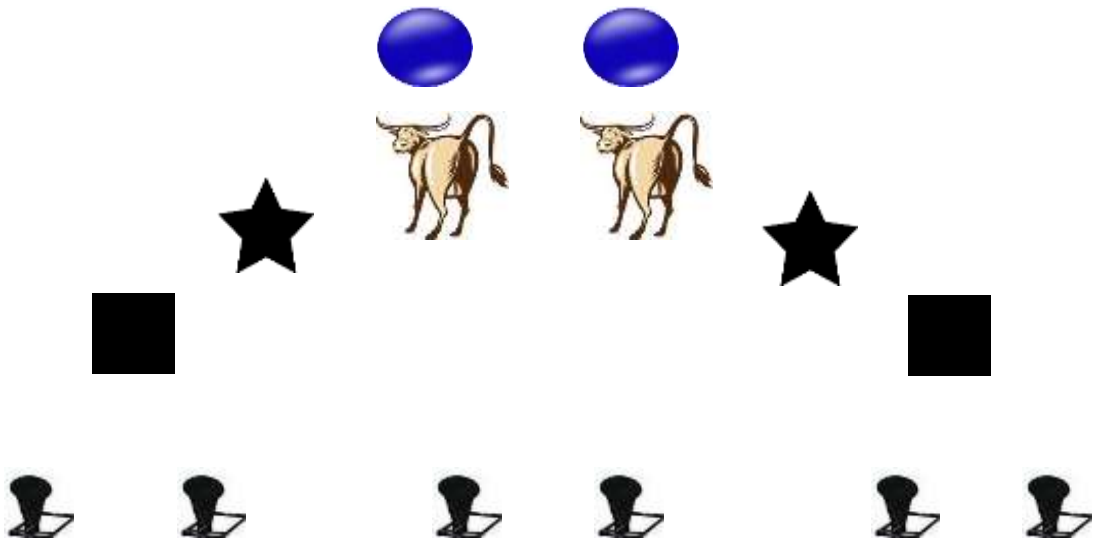


Stage 3

Pistols – 10 rds. holstered Rifle – 10 rds. in upright stand Shotgun – 4+ in upright stand

Shooting order: any gun, any order

Shooter starts seated on Diablo, holding reigns in both hands. The line is, “**Yeehaw!**” ATB, standing or sitting, engage bulls’ butts with 5 rds each. With rifle, engage the *outside* rifle targets (squares, stars, circles) starting from either side with a 1,1,2,2,1,1 sweep, with last 2 rounds being one on each bull’s butt. With shotgun, knock down the 2 middle shotgun poppers only. Note: 4 outside poppers are no-shoots. Also, barrel and hay table are safe areas for handgun malfunctions.

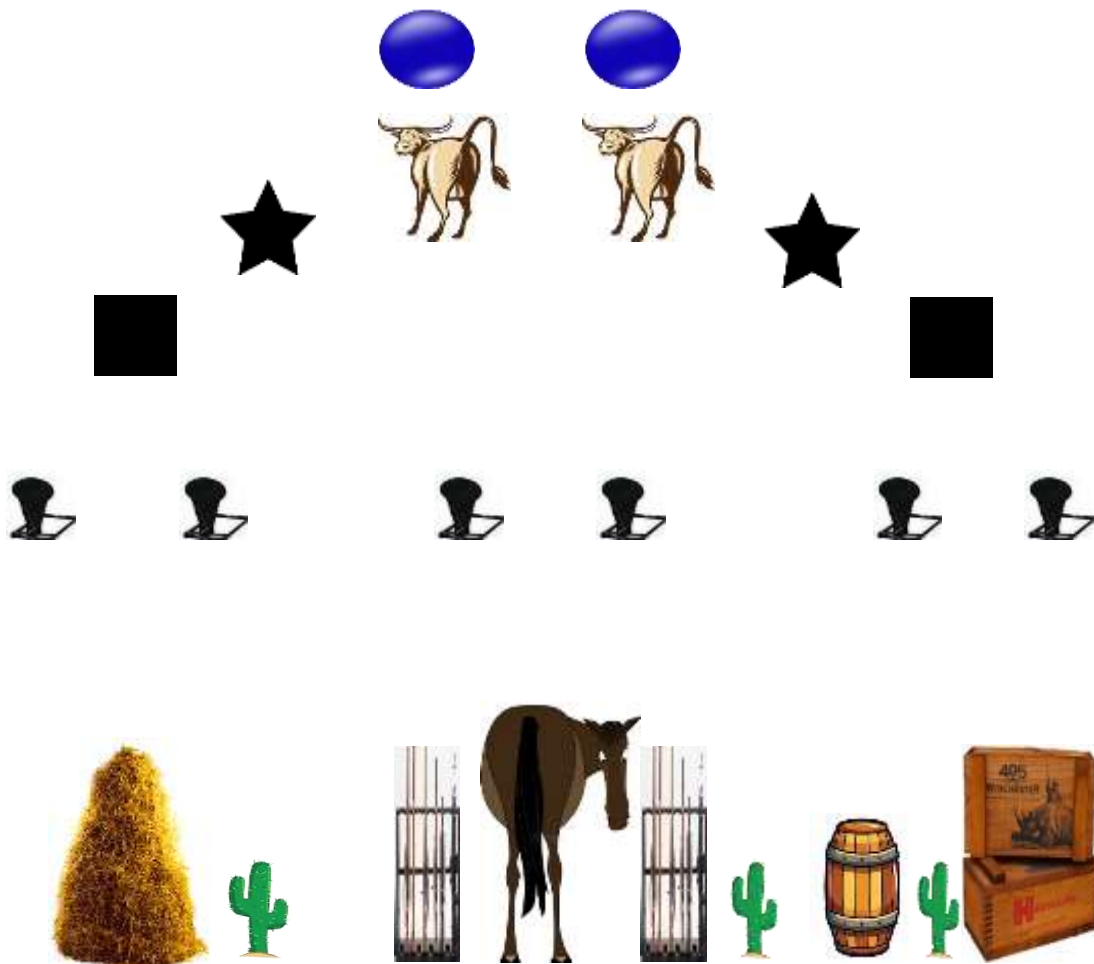


Stage 4

Pistols – 10 rds. holstered Rifle – 10 rds. on upright Shotgun – 4+ on hay table

Shooting order: pistols, rifle, shotgun

Shooter starts standing between the barrel and Diablo with one arm stretched out and pointing at bull's butt. The line is, "**Look.....bulls!**" ATB, with 1st pistol engage right bull's butt, then circle, star, square with last rd on the bull's butt. Move to left of Diablo and repeat pistol sequence, starting on left bull's butt. Holster. With rifle, double-tap sweep the stars and bull's butts with last 2 rds – one on each circle. Move to hay table and engage shotgun poppers – 2 from hay table, 2 from Diablo and 2 from ammo boxes. Poppers misses are made up from where they were engaged. PMF. Note: Barrel and hay table are safe areas for handgun malfunctions.




Stage 5

Pistols – 10 rds. holstered Rifle – 10 rds. in window Shotgun – 4+ rds on ammo boxes

Shooting order: shotgun, rifle, pistols

Standing at ammo boxes with hands on boxes, the start line is, **“I hope I don’t get coal this year.”** ATB, with shotgun engage 2 poppers from the ammo boxes and 2 poppers from the window. Misses must be made up from the position at which they were engaged. Restage. With rifle, engage targets with a Kansas City Sweep – double-tap sweep the targets from either end, then single-tap the center target and then single-tap sweep the targets from either end. Restage. Move to right table and engage pistol targets with rifle instructions.




Stage 6

Pistols – 10 rds. holstered Rifle – 10 rds. in window Shotgun – 4+ rds. in window

Shooting order: pistols, rifle, shotgun

Standing at right table, hands at sides. The line is, **“Merry Christmas!”** ATB, engage center pistol target with 2 rds, then engage outside targets with 4 rds each. Reholster. Move to window and with rifle, engage rifle targets from window with pistol instructions. Restage. With shotgun, engage 2 shotgun poppers until down, then move to ammo boxes and knock down remaining 2 targets.



Stages 1 & 2

Steel – 3 Indians

3 cowboys

1 blue upright

3 white uprights

2 red uprights

4 poppers

8 bases

Props – 1 brown facade

1 bar

1 bartender

1 stuffed cowboy

1 half-moon table

1 chair

2 small cacti

Stages 3 & 4

Steel – 2 large squares

2 large circles

2 stars

2 bulls' butts

6 poppers

4 white uprights

2 black uprights

2 long red uprights

11 bases

Props – 1 hay table

1 small ammo box

1 large ammo box

1 Diablo

2 upright rifle stands

1 barrel

3 small cacti

Stages 5 & 6

Steel – 3 large squares

3 large circles

4 poppers

2 blue uprights

2 white uprights

2 red uprights (long)

8 bases

Props – 1 green facade

1 red table

1 small ammo table

1 large ammo table

2 large cacti