



Scenarios for Main Match on March 1, 2025

IMPORTANT:

- **Registration begins at 8:00 AM**
- **Posse walk-through begins at 8:30 AM**
- **Safety Meeting begins at 8:45 AM**
- **Match begins at 9:00 AM SHARP**

**All must arrive in time to register
and begin shooting by 9:00 AM.**

STAGE ONE

Pistols: 10 Rds, Holstered
Rifle: 10 Rds, On center table
Shotgun: 4+, Staged safely
Gun order: Pistols/Rifle/Shotgun

START: Both hands flat on table

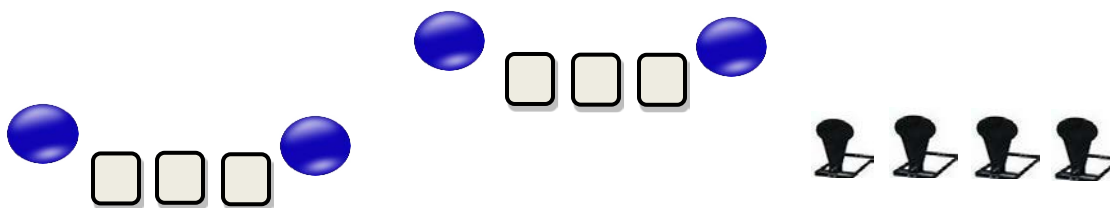
LINE: Wyatt is my friend. **ATB...**

PISTOLS: Single tap sweep all five targets, then Nevada sweep the center 3 targets.

RIFLE: Repeat pistol instructions.

SHOTGUN: Engage the 4 shotgun targets, PMF.

NOTE: Sweeps may be shot from either direction.
All targets must be engaged from behind their respective tables.



PISTOLS



RIFLE



SHOTGUN

STAGE TWO

Pistols: 10 Rds, Staged
Rifle: 10 Rds, On center table
Shotgun: 4+, Staged safely
Gun order: Shooter's choice—Rifle not last

START: Hands on hat.

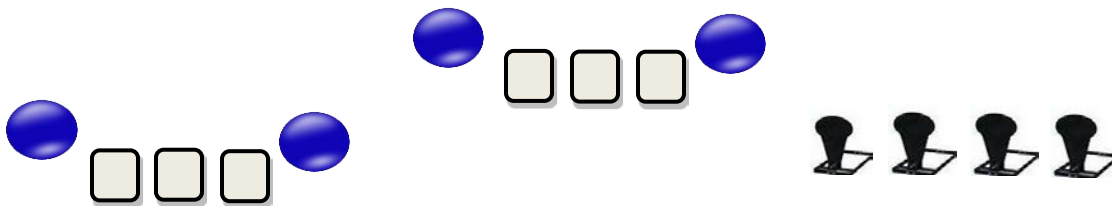
LINE: Not me, I'm in my prime. **ATB...**

PISTOLS: Triple tap the center target, then single tap the two left or right targets. Repeat sequence using the other two targets. ***Pistols may be re-staged and/or holstered.***

RIFLE: Repeat pistol instructions.

SHOTGUN: Engage the 4 shotgun targets, PMF.

NOTE: All targets must be engaged from behind their respective tables.



PISTOLS



RIFLE



SHOTGUN

STAGE THREE

Pistols: 10 Rds, Holstered
Rifle: 10 Rds, On table
Shotgun: 4+, Staged Safely
Gun order: Shooters choice, Rifle not last

Start: SASS default

Line: It's not revenge he's after, it's a reckoning. **ATB...**

PISTOLS: From right of cactus, double tap the 3 targets in this order: Bulls butt, Circle, Bulls butt, Square, Bull's butt.

RIFLE: Repeat pistol instructions.

SHOTGUN: Engage the 4 shotgun targets, PMF

NOTE: All targets must be shot from behind their respective tables.



SHOTGUN



RIFLE



PISTOLS

STAGE FOUR

Pistols: 10 Rds, Holstered
Rifle: 10 Rds, On table
Shotgun: 4+, Staged Safely
Gun order: Pistols/Rifle/Shotgun

Start: Texas surrender

Line: Forgive me if I don't shake hands. **ATB...**

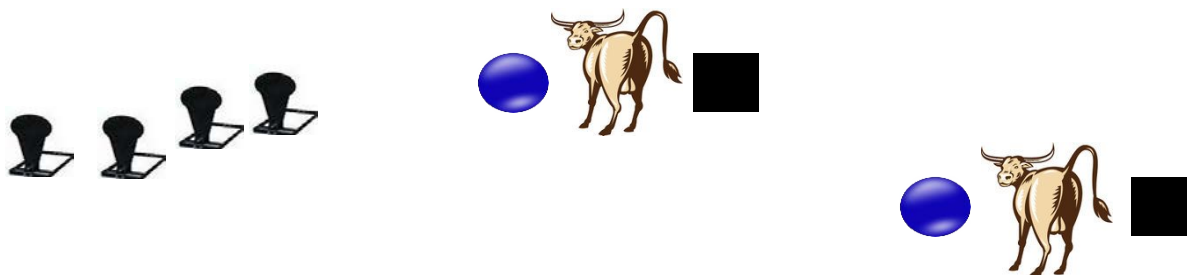
PISTOLS: Double tap Bull's Butt, then single tap sweep all 3, twice, from either end, then double tap the Bull's Butt.

RIFLE: Repeat pistol instructions.

SHOTGUN: Engage the 4 shotgun targets, PMF

YES YOU CAN

NOTE: All targets must be engaged from behind their respective tables.



SHOTGUN



RIFLE



PISTOLS

STAGE FIVE

Pistols: 10 Rds, Holstered

Rifle: 10 Rds, On center table

Shotgun: 4+, Staged safely

Gun order: Shooters choice, Rifle not last

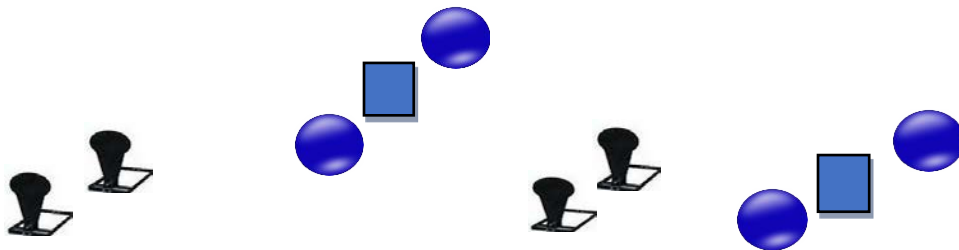
Start: Hands on hat

Line: I have two guns, one for each of you. **ATB...**

PISTOLS: Engage the 3 targets with a 2-5-3 sweep from either direction.

RIFLE: Repeat pistol instructions.

SHOTGUN: Engage shotgun poppers from two different locations (Left table and center table) PMF.



RIFLE

PISTOLS

STAGE SIX

Pistols: 10 Rds, Holstered
Rifle: 10 Rds, On center table
Shotgun: 4+, Staged safely
Gun order: Shooter's choice

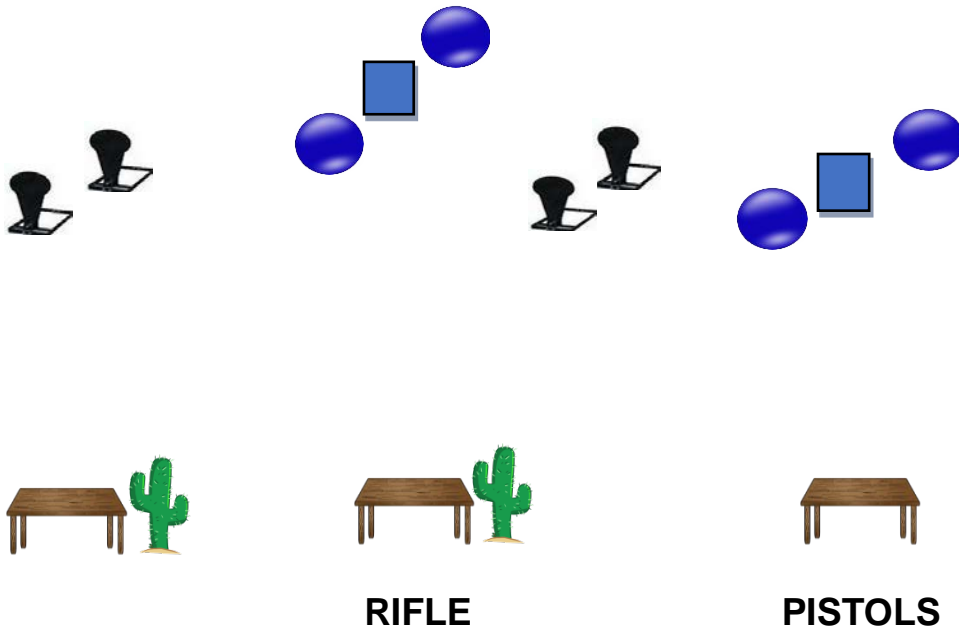
Start: Hands on ammo belt.

Line: I'm your huckleberry. **ATB...**

PISTOLS: Alternate single taps on circles for 5 Rds, then engage the square target for 5 Rds.

RIFLE: Repeat pistol instructions.

SHOTGUN: Engage 2 shotgun poppers from both the left and center tables.



Props and Targets Stages 1 & 2

5 Squares
2 Circles
3 Tombstones
4 Poppers
4 blue uprights
6 white uprights
2 cacti
3 small tables
Red Table
1 large table
12 bases

Props and Targets Stages 3 & 4

2 Squares
2 Circles
2 Bulls Butts
4 Poppers
4 white uprights
1 blue upright
1 red upright
3 cacti
3 small tables
Haft Moon Table
1 large table
9 bases

Props & Targets Stages 5 & 6

2 Squares
4 Circles
4 Poppers
2 red uprights
2 white uprights
2 blue uprights
2 cacti
3 small tables
Green Table
1 large table
8 bases