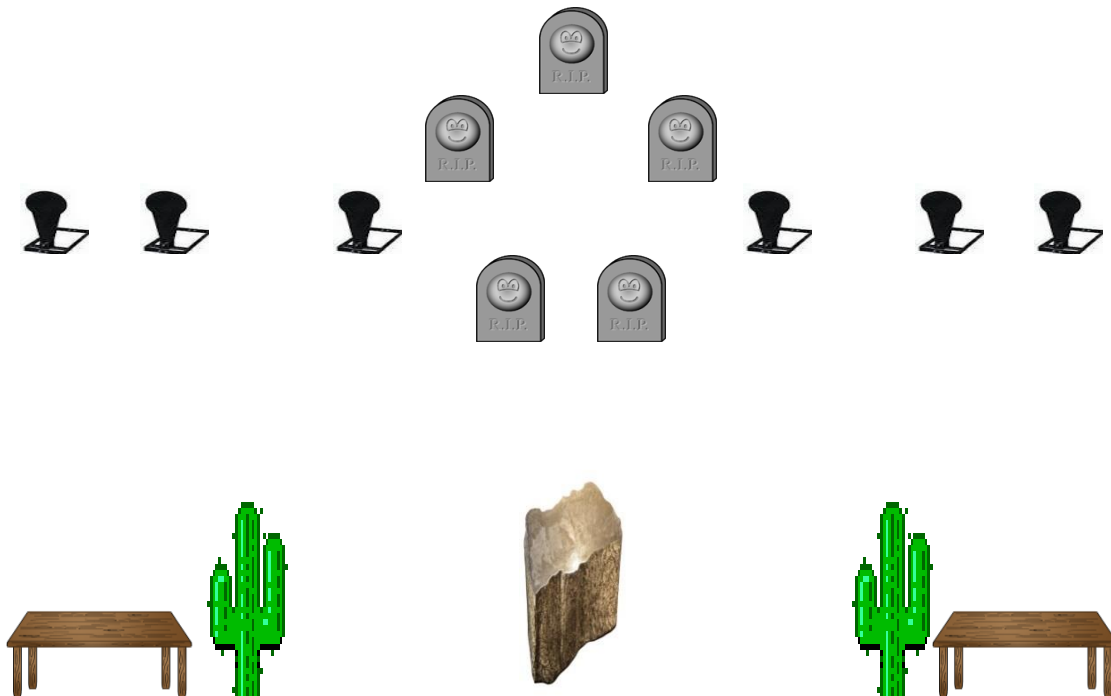


Stage 1

In this scene Charlie falls asleep in the Doc's office and dreams of a man in a spook mask attacking him. He startles awake, breaking Sue's china, pulls his gun, only it is Sue standing in front of him.

Pistols – 10 holstered Rifle – 10 on middle table Shotgun – 6+ on either end table

Shooter starts by shotgun holding tea cup with both hands. The line is, "I'm sorry Sue." ATB engage 2 poppers. PMF. Move to other outside table and engage 2 poppers. PMF. Move to center table and engage remaining poppers. PMF. Restage shotgun safely. With rifle double tap a bottom target, then single tap the opposite upper targets, then double tap the top center target. With 2nd five rds. repeat, starting on opposite bottom target. Make rifle safe. With pistols repeat rifle instructions. Holster pistols.




Stage 2

Charlie and Boss are hunkered down behind a wagon, summarizing how the upcoming shootout will go. Boss exclaims, "Sounds like you have it all worked out."

Pistols - 10 holstered Rifle – 10 on wagon Shotgun – 4+ on ammo boxes

Shooter starts behind wagon holding a chocolate in hands. The line is, "All except the part where we don't get killed." ATB, with rifle engage targets with 2 rds. each. No double taps. Make rifle safe. Move to ammo boxes. With shotgun engage poppers. PMF. Move to the left of the cowboy. With pistols engage the targets with two separate Nevada sweeps on each diagonal. Holster pistols.



Stage 3

This scene is where Boss and Charlie are confronting Baxter and his hombres in the middle of the street. Charlie and Baxter's gunslinger, Butler, are staring each other down.

Pistols – 10 holstered Rifle – 10 on left table Shotgun – 4+ on right table

Shooter starts behind left table hands at Texas Surrender. The line is, "Are you the one who shot our friend?" ATB, with 1st pistol engage the gunslinger (cowboy), with 1 rd. then the pistol target with 4 rds. Holster pistol. Move to opposite table. With shotgun engage poppers. PMF. Restage shotgun safely. Move back to left table. With rifle engage the rifle targets with a 1, 4, 5 sweep from either end. Restage rifle safely. With 2nd pistol engage pistol target for 5 rds. Holster.



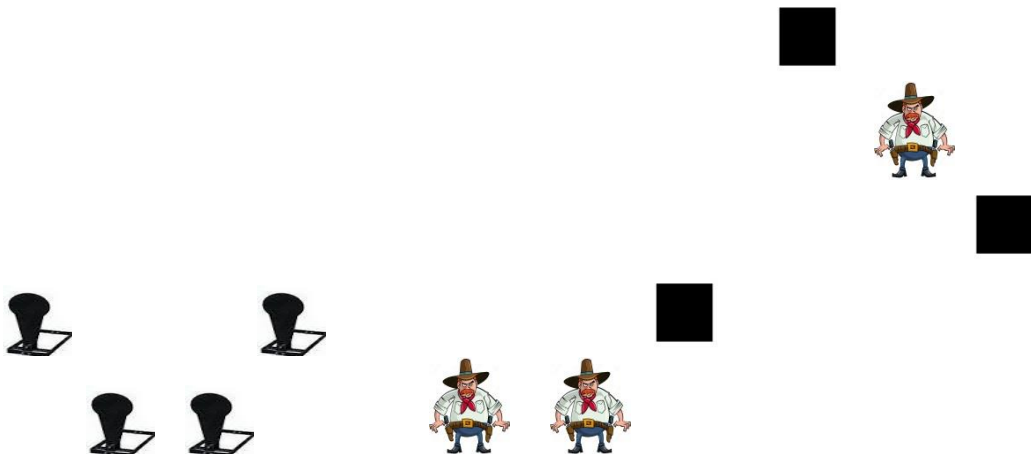


Stage 4

In this part of the movie Baxter is holdup in the jail with Charlie and Boss lying behind a water trough outside in the street.

Pistols – 10 on center window shelf Rifle – 10 right window Shotgun – 4+ in left window

Shooter starts with back flat to jail bars. The line is, "I'm comin' for you!" ATB, move to center window. With 1st pistol double tap the two pistol targets then single tap the pistol/rifle target. Holster pistol. Repeat with 2nd pistol. Holster. Move to right window. With rifle double tap the 3 rifle targets. Then starting with the rifle/pistol target single tap it and the 3 rifle targets. Restage rifle safely. Move to left window, with shotgun engage poppers. PMF.




Stage 5

Here one of the bad guys is holding Sue hostage in an alley way. Charlie has made his way to the rear of the alley way.

Pistols – 10 holstered Rifle – 10 on table in 2nd alley way Shotgun – 4+ on left table

Shooter starts in starting box, hands at Texas Surrender. The line is, “Sue!” ATB, with 1st pistol engage the close target with 2 rds. then the far target with 3 rds. Holster. Move to first alley and with 2nd pistol repeat instructions. Holster. Move to second alley. With rifle engage the targets with same sequence as the pistols. 2 rds. on the close {large} target, 3 rds. on the far target. Repeat with 2nd five rds. Restage rifle safely. Move to left table. With shotgun engage poppers. PMF.



Stage 1

Steel – 5 Tombstones
2 short red uprights
2 white uprights
1 tall blue upright
6 poppers
7 bases

Props – 2 tables
1 rock table
2 large cacti

Stage 2

Steel – 5 large squares
2 double brown uprights
1 white upright
4 poppers
5 bases

Props – 1 small ammo box
1 large ammo box
2 small cacti
1 stand up cowboy
1 wagon

Stage 3

Steel – 2 cowboys
2 large squares
1 red upright
2 blue uprights
1 white upright
4 poppers
7 bases

Props – 2 tables
2 small cacti

Stage 4

Steel – 3 cowboys
3 large squares
3 red uprights
2 white uprights
1 blue uprights
4 poppers
6 bases

Props – 3 facades
1 full set of jail bars

Stage 5

Steel – 3 large squares
1 big Sam
2 red uprights
3 blue uprights
4 poppers
5 bases

Props – 3 facades
1 half moon table
1 red table
2 long pieces of
wood from trailer