


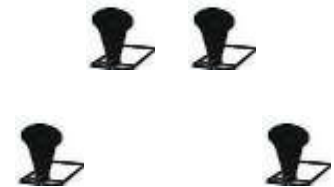


Stage 1

The Battles of Lexington and Concord: April 19, 1775

A strategic Colonial victory. The Redcoats were successful in destroying cannons and supplies in Concord. The militia successfully drove the Redcoats back to Boston. Casualties for rebels: 49 killed, 39 wounded, 5 missing. Redcoats: 73 killed, 174 wounded, 53 missing.

Pistols – 10 holstered Rifle – 10 on rock Shotgun – 4+ on horse

Shooter starts behind rock, rifle at port arms. The line is **“Back to Boston, you damned Redcoats!”**. ATB engage the rifle in the following order. 2 rds. on the top center target, single tap the bottom 2 targets for 3 rds., 2 rds. on the top center target, then sweep the top 3 targets with 1 rd. each. Restage rifle safely. Move to horse. With shotgun engage poppers. PMF. Move to corral fence. With pistols engage targets with the same sequence as the rifle. Holster pistols.



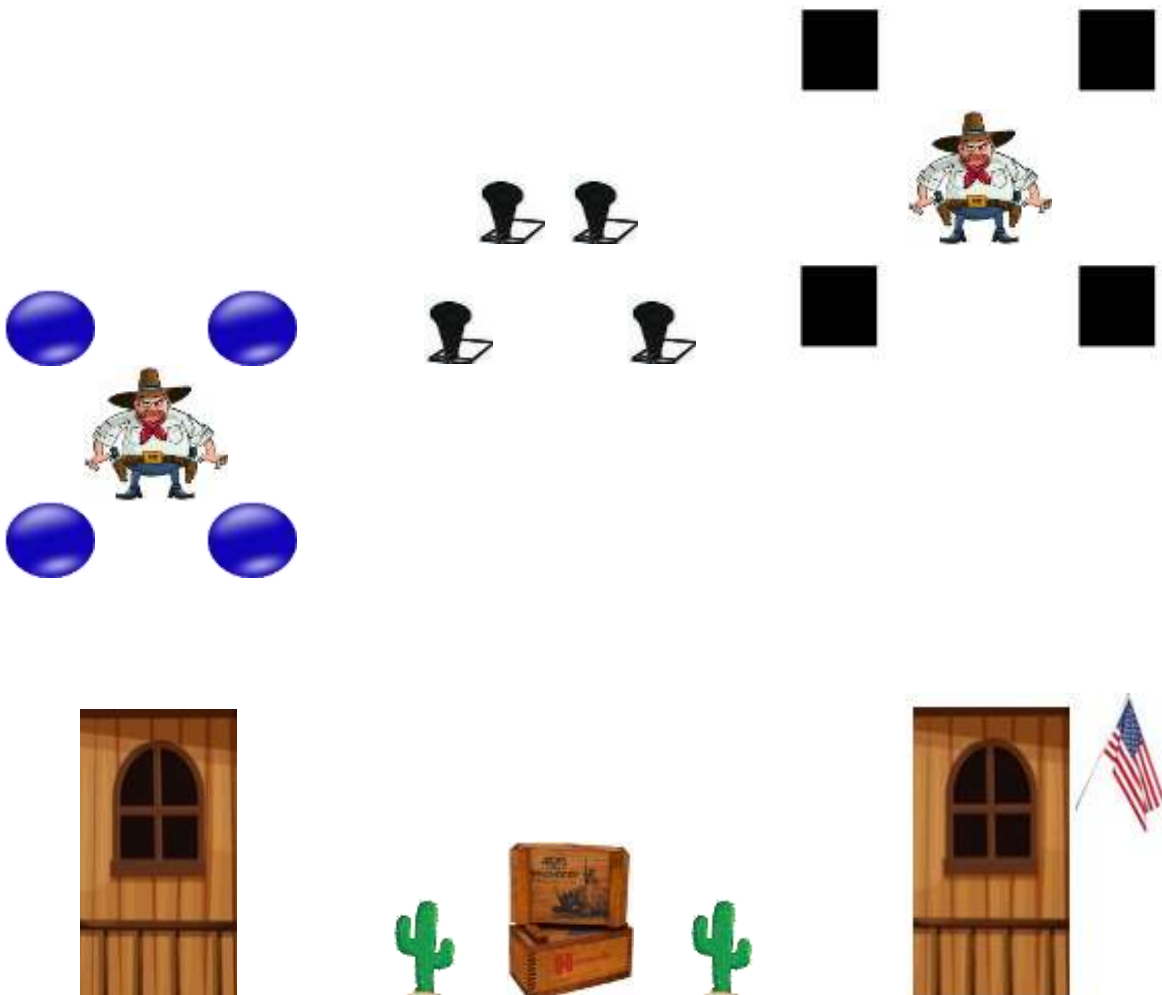
Stage 2

The Siege of Boston: April 19, 1775 thru March 17, 1776

Lasted 10 months, 3 weeks, and 6 days. Rebel victory. British evacuation of Boston. Casualties, Bunker Hill, (main battle of the siege). Rebels: over 400 killed or wounded, 30 captured. Redcoats: 1,150 killed or wounded. Rest of siege. Rebels: 19 killed or wounded. Redcoats: 60 killed or wounded, 35 captured, 10,000 – 14,000 evacuated.

Pistol – 10 holstered Rifle – 10 in right window Shotgun – 4+ in hand

Shooter starts behind ammo boxes, shotgun in hand. When instructed load 2 rds. and aim downrange. The line is **“And don’t come back!”**. ATB engage poppers. PMF. Restage shotgun safely. Move to left window. With pistols engage targets with 2 Nevada sweeps starting on the middle target with both sweeps. Holster pistols. Move to right window. With rifle engage targets in the same fashion as the pistols.



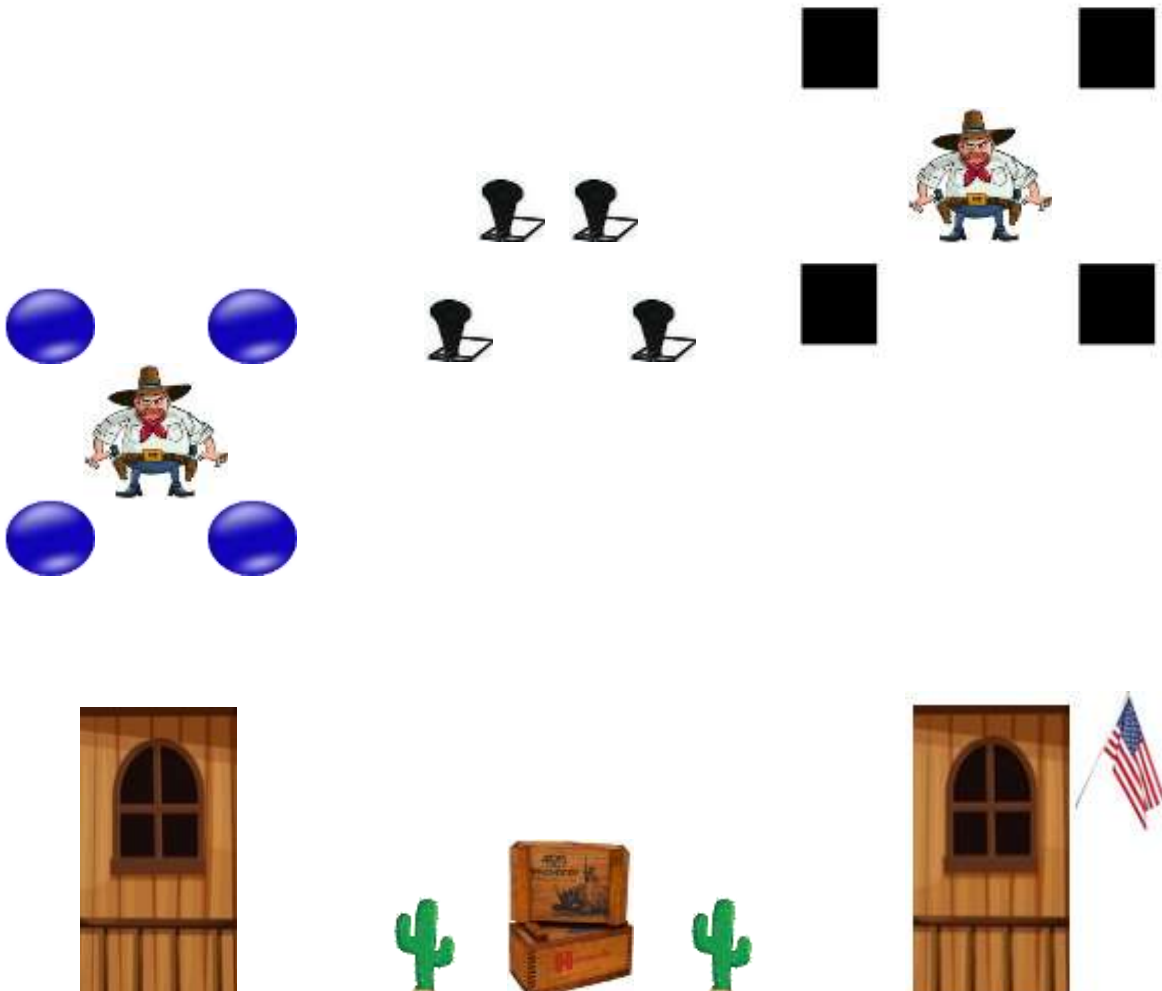
Stage 3

The Battle of Long Island: October 11, 1776

Also known as the Battle of Brooklyn, or The Battle of Brooklyn Heights. Redcoat victory that led to the British control of New York. An ass kicking. Casualties. Rebels: 300 killed, 700, wounded, 1000 captured. Redcoats: 64 killed, 293 wounded, 31 missing.

Pistols – 10 holstered Rifle – 10 in right window Shotgun – 4+ on ammo boxes

Shooter starts in left window, one hand pointed downrange the other at side. The line is **“Damn, that hurt!”** ATB engage the pistol targets in the following order. 2 rds. on the center target, 1 rd. each on the 2 upper targets, 2 rds. on the center target, 1 rd. each on the 2 lower targets, with the last 2 rds. back on the center target. Holster pistols. Move to right window. Repeat instructions with rifle. Restage rifle safely. Move to ammo boxes. Engage poppers. PMF.



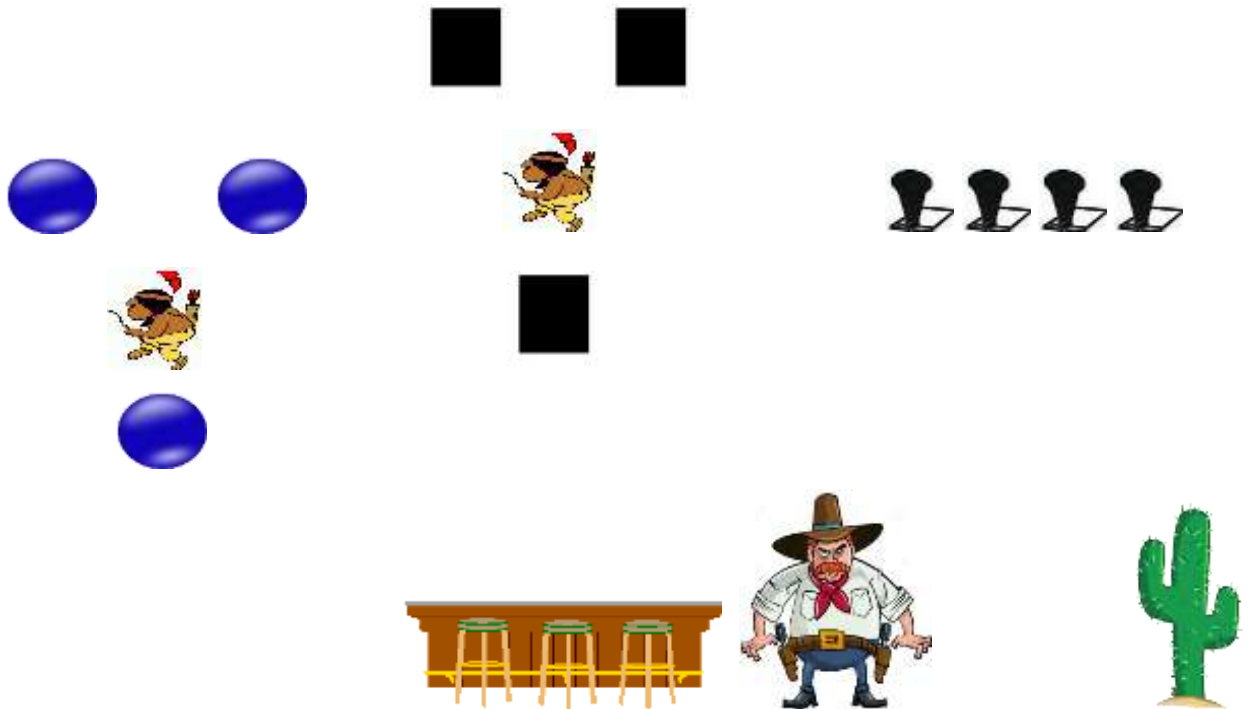
Stage 4

The Battles of Saratoga: September 19, and October 7, 1777

First battle a Redcoat victory but at such cost it is likened to a defeat. Second battle. A decisive Colonial victory. British surrender Oct 17, 1777. The victory brought much needed support from France. Casualties. Rebels: 90 killed, 240 wounded. Redcoats: 440 killed, 695 wounded, 6,222 captured.

Pistols – 10 rds. holstered Rifle – 10 rds. on bar Shotgun – 4+ on bar

Shooter starts to the left of bar. Hands at Texas surrender. The line is, **“Viva La France!”**. ATB with pistols engage the pistol targets in the following order twice, single tapping. Top left, top center, top right, back to top center, then bottom target. Holster pistols. Move to bar and engage rifle targets with same sequence, twice. Restage rifle safely. With safe shotgun move to the right side of the bar and engage poppers. Outside, outside, inside, inside. PMF.




Stage 5

The Battle of Monmouth: June 28, 1778

A tactical stalemate; a strategic and propaganda Colonial victory. It is said the heat, somewhere about 100 degrees, claimed more lives than musket fire. Casualties. Rebels: 362 – 500 killed, wounded, or captured. Redcoats: 65-304 killed, 170 – 770 wounded, 60 captured.

Pistols - 10 holstered Rifle – 10 in window Shotgun – 6+ on ammo boxes

Shooter starts behind ammo boxes, hands on ammo. The line is, **“It’s bloody hot!”** ATB with shotgun engage poppers. PMF. Restage shotgun safely. Move to window. With pistols and rifle engage p/r targets with 4 rds. each, starting on the center target. Holster pistols, restage rifle safely.



Stage 1

Steel – 2 tall blue uprights
2 white uprights
2 short red uprights
5 large squares
5 large circles
10 bases
4 poppers

Props – 1 rock table
1 fence
1 standup cowboy
1 horse

Stages 2 & 3

Steel – 4 brown double uprights
2 white uprights
4 large squares
4 large circles
2 cowboys
8 bases
4 poppers

Props – 2 facades
1 small ammo box
1 large ammo box
2 small cacti

Stage 4

Steel – 4 blue uprights
2 white uprights
2 short red uprights
3 large squares
3 large circles
2 Indians
9 bases
4 poppers

Props – 1 bar
1 standup cowboy
1 large cactus

Stage 5

Steel – 4 white uprights
1 red upright
1 star
4 large squares
9 bases
6 poppers

Props – 1 façade
1 small ammo box
1 large ammo box
2 large cacti

